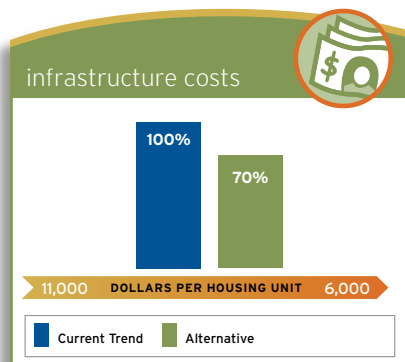


alternative and current trend scenarios

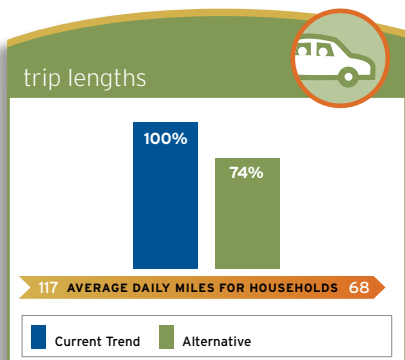


AS A TOOL TO UNDERSTAND HOW growth could impact the region, Kern COG employed a modeling program that displays potential growth scenarios through the year 2050. The purpose of the modeling is to support the visioning and education processes as part of public involvement and coordination with local communities' elected officials and public agency staff.

(continued on page 10)

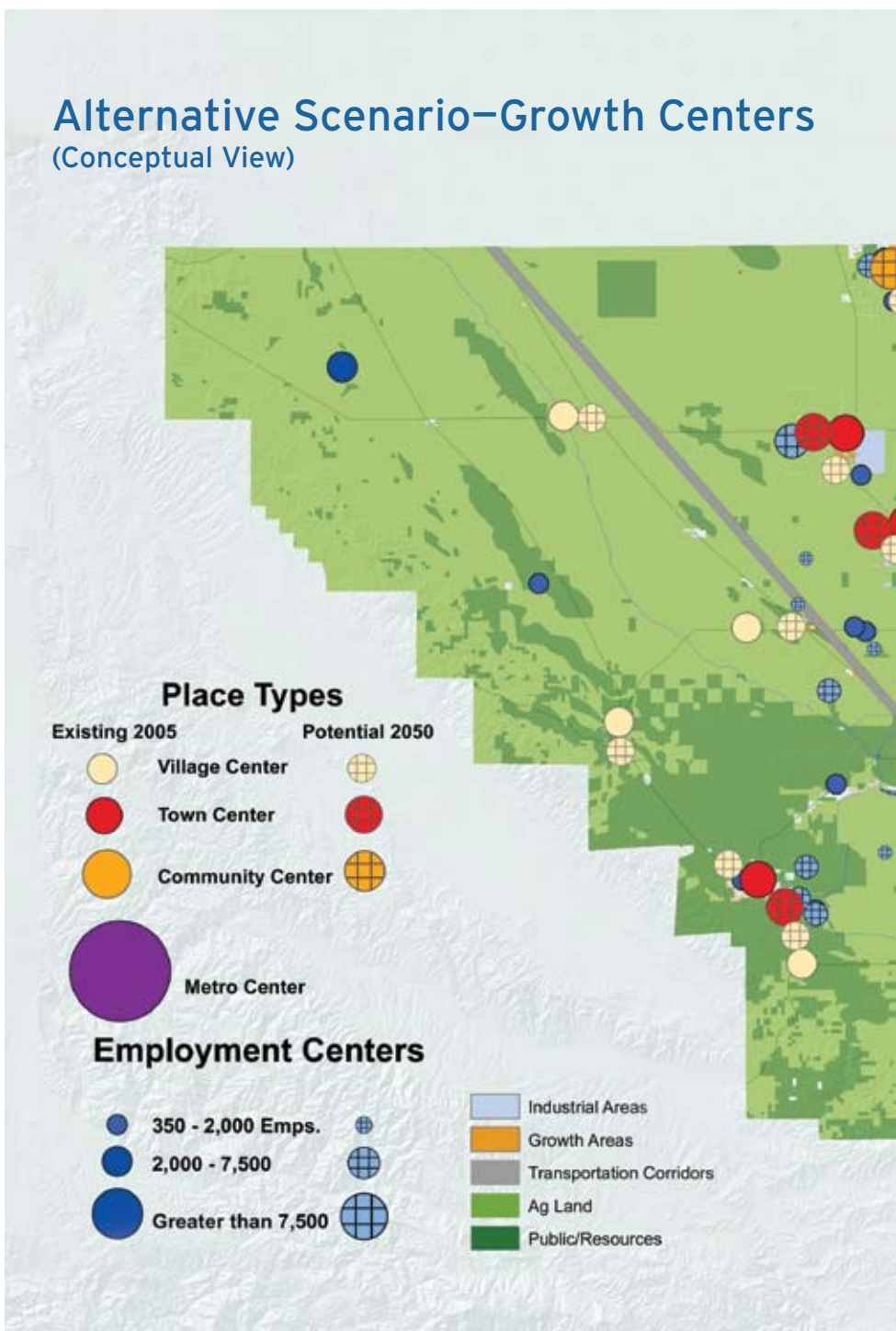


Source: "Residential Development Fees, California and Counties", California Department of Housing and Community Development

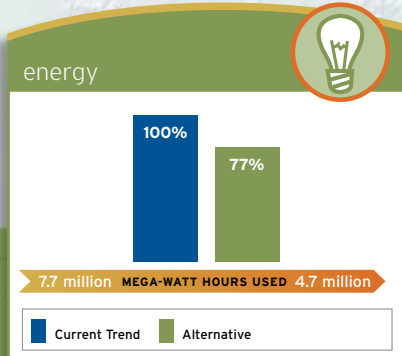


Source: California DOT 2000-2001 California Statewide Household Travel Survey Final Report (June 2002).

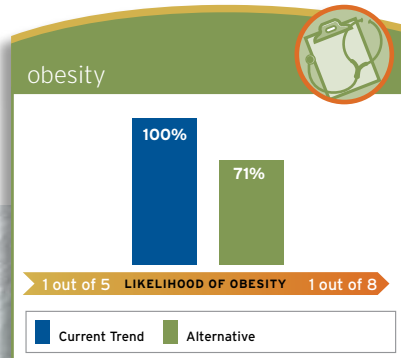
Alternative Scenario—Growth Centers (Conceptual View)



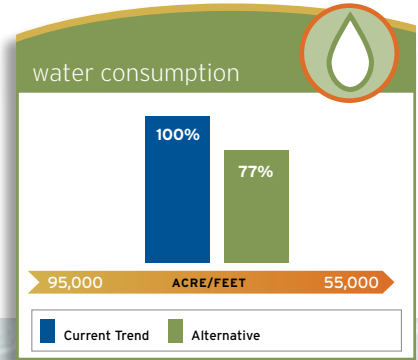
The alternative scenario represents the growth footprint, planning themes and projected impacts that reflect the region's shared vision and guiding principles for growth to the year 2050.



Source: EIA 2001 Residential Energy Consumption Survey.



Source: Obesity Relationships with Community Design, Physical Activity, and Time Spent in Cars." 2004 American Journal of Preventative Medicine.



Source: EPA "Protecting Water Resources with Higher Density Development," 2005. City of Redwood City "2005 Urban Water Management Plan" Projected 2030.

