

Kern Motorist Aid Authority

ANNUAL FINANCIAL PLAN

for

Fiscal Year 2008/2009

CHAIR

Cherylee Wegman, City of Wasco

VICE-CHAIR

Steve Morgan, City of Ridgecrest

BOARD OF DIRECTORS

Tim Tarver	City of Arvin
Zack Scrivner	City of Bakersfield
Nicholas Lessenevitch	City of California City
Sam Ramirez	City of Delano
Greg Mock	City of Maricopa
Ken Rosson	City of McFarland
Steve Morgan	City of Ridgecrest
Fran Florez	City of Shafter
Cliff Thompson	City of Taft
Philip A. Smith	City of Tehachapi
Cherylee Wegman	City of Wasco
Michael J. Rubio	County of Kern
Jon McQuiston	County of Kern

SUBMITTED BY:

Ronald E. Brummett

Executive Director

June 18, 2008

NOTICE OF PUBLIC HEARING

June 19, 2008

Before the Kern Motorist Aid Authority in the matter of ADOPTION OF THE FISCAL YEAR 2008-09 BUDGET.

NOTICE IS HEREBY GIVEN THAT:

1. The Kern Motorist Aid Authority (KMAA), acting in its capacity as a service authority for freeway emergencies responsible for installing and operating a system of roadside call boxes in Kern County under the provisions of California Streets and Highways Code Section 2550, et. seq., has prepared an annual operations budget for the fiscal year beginning July 1, 2008 and ending June 30, 2009. This document was prepared by KMAA as part of an ongoing budget planning process and includes detailed estimates of revenues and expenses for the year.
2. A PUBLIC HEARING will be held in the Kern Council of Governments (Kern COG)/KMAA Conference Room, 1401 19th Street, Third Floor, Bakersfield, California at 7:00 P.M. on Thursday, June 19, 2008 for the purpose of receiving comments regarding the 2008-09 proposed budget. Following the public hearing, KMAA may review, revise and adopt the proposed budget as its final budget for the 2008-09 fiscal year.
3. Any person wishing to obtain a copy of the 2008-09 KMAA Budget may do so by contacting Kern COG/KMAA at the address listed below. In addition, any person wishing to present testimony relating to the adoption of the budget may appear and be heard or may submit written comments to KMAA, 1401 19th Street, Third Floor, Bakersfield, CA 93301 for inclusion in the official record of the hearing.

Ronald E. Brummett
Executive Director
Kern Motorist Aid Authority
(661) 861-2191

RUN DATE: A.S.A.P.

LETTER OF TRANSMITTAL

Letter of Transmittal

June 18, 2008

The Honorable Board of Directors
Kern Motorist Aid Authority

Dear Chairman and Members of the Board:

Kern Motorist Aid Authority (KMAA) staff is pleased to submit the Fiscal Year 2008-2009 Annual Financial Plan for your review and approval. The plan is a statement, by object or account classification and line item within each account, of the anticipated KMAA financial activity for the upcoming year. The plan includes estimated revenues totaling \$761,170 and estimated expenses totaling \$695,113. This represents a net operations surplus of \$66,057.

MISSION STATEMENT

The KMAA Board has adopted the following mission statement to guide the operation of the Kern County roadside call box network:

- 1) To provide a dependable motorist aid communication system to areas of the county not heavily patrolled and where traditional communication services do not exist.
- 2) To provide a reliable motorist aid communication system that is well maintained with failures repaired within 24 hours of identification.
- 3) To provide a high level of assurance that a motorist's call for assistance will receive a response.
- 4) To provide a public information program to ensure that the motorist understands what the call boxes are and how the call boxes are to be used.

REVENUES

The KMAA roadside call box program is financed by the assessment of a \$1.00 fee upon each registered nonexempt motor vehicle within the county of Kern. The California Department of Motor Vehicles applies the fee as part of the vehicle registration program and returns the amount collected, less a processing fee, within the county. Over the past few years, fees collected have shown a slight yet steady increase. This rise is primarily related to growth in the county population. Staff anticipates vehicle fees totaling \$680,111 for the 2008-09 fiscal year; a 2.32 percent increase over the 2007-08 fiscal year.

In addition to fees, KMAA realizes non-operating revenues (interest) by investing cash balances through the Kern County Treasurers' cash investment program. Since the 2003/04 fiscal year, interest revenue increased because of increases in cash reserves being held for future upgrades. Reserves increase because of the Board's stated policy to finance the call box network on a "pay-as-you-go" basis. Once reserves grew to adequate levels, myriad system improvements were completed during the 2007-08 fiscal year. Thus

with cash balances lower, related interest earnings will decline. Staff anticipates interest revenue totaling \$81,059 for the 2008-09 fiscal year. This is a decrease of 25.46 percent from the prior year.

EXPENSES

KMAA budgetary appropriations are primarily focused on four areas: hardware maintenance, cellular service, dispatch services and capital and depreciation. Expenses to increase this year due to the increase in depreciation expense associated with the new hardware. New programs are also being undertaken such as 511 traveler information services and the CHP enforcement patrol program. Staff estimates total appropriations of \$695,113 will be required to finance FY 2008-09 operations.

PROGRAM DESCRIPTION

The KMAA roadside call box program was initiated with the installation of the first call boxes in August of 1991. During the 17 intervening years the network has grown to include 574 call boxes. During the 2007-08 fiscal year, KMAA completed a major upgrade to call box hardware, including conversion to digital cellular service and installation of TTY devices.

KMAA program services are delivered through an extensive public-private partnership. Partnership members and related responsibilities include the following:

<u>Agency</u>	<u>Responsibility</u>
Kern Council of Governments	Program management and contract administration
California Dept. of Transportation	Installation guidelines and encroachment permitting
California Dept. of Highway Patrol	Operations guidelines and service dispatching
Comarco Wireless Technologies	Hardware manufacture, installation and maintenance
Verizon Wireless	Cellular service

THE FUTURE

As discussed previously, KMAA will continue to face a number of vexing issues in the next few years. These issues include:

- 1) Annual service calls have shown a sustained decline starting in FY 94-95 (25,872 calls) and has continued to FY 06-07 (4,533 calls). Current data indicates that this trend in declining call volume will continue into fiscal year 08-09 during which approximately

3,700 calls will be processed. Given this trend, KMAA has begun to move into new motorist aid service areas such as 511 traveler information and CHP traffic enforcement services.

CONCLUSION

The KMAA roadside call box program completed fifteen (15) years of service to the motoring public during the early months of the 2006-07 fiscal year. Through June of 2007, 253,888 calls for assistance had been received and services rendered. The Board can take pride in the improvements to motorist safety and transportation system efficiency provided by the KMAA call box program.

Sincerely,

Ronald E. Brummett
Executive Director

STATISTICS

Kern Motorist Aid Authority

SCHEDULE OF CALL BOX INSTALLATIONS

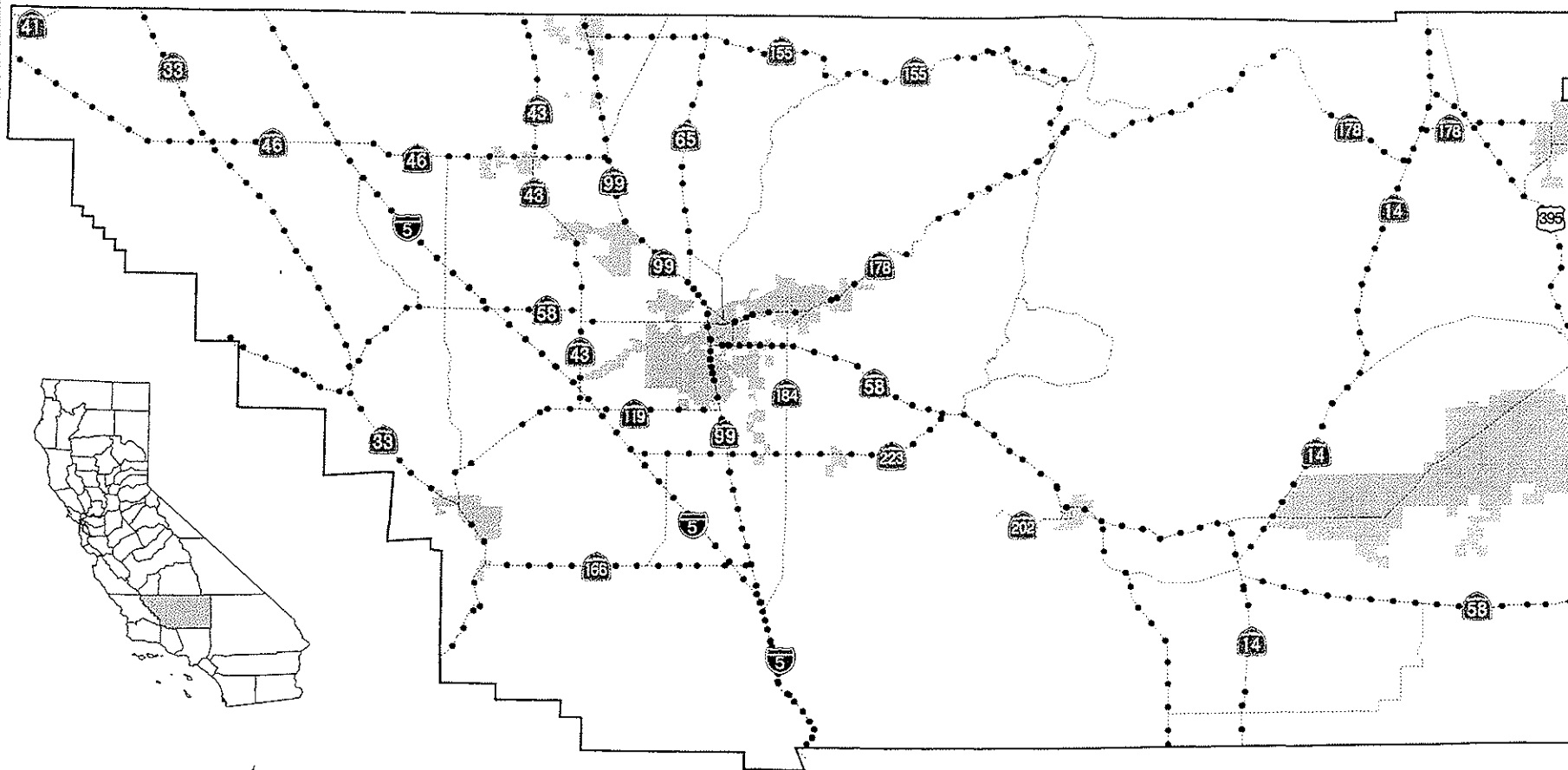
<u>Route</u>	<u>Call Boxes</u>	<u>Route Mileage</u>	<u>Date Completed</u>
I-5	107	87	11/02/91 & 04/21/92
SR-14	47	65	11/21/91 & 04/21/92
SR-33	33	74	12/16/92
SR-43	18	74	01/03/92
SR-46	26	58	01/03/92
SR-58	116	144	11/21/91 & 04/21/92
SR-65	11	25	12/16/92
SR-99	70	58	01/03/92
SR-119	11	31	01/03/92
SR-155	27	71	05/19/94 & 06/30/97
SR-166	12	25	12/16/92
SR-178	48 (1-County)	57	01/03/92 & 06/30/97
SR-223	15	30	01/03/92
SR-395	21	36	06/09/92
Tehachapi/Willow Springs	12	24	06/30/00
	-----	-----	
Installed	574	859	
Scheduled	0		
Unprogrammed	0		

Total Serviceable	574		
Proposed	0		

TOTAL	574		
	=====		

Note: Call box spacing: Urban/one mile (Metro: 51 boxes or 8.9%); rural/two miles (Non-Metro-523 boxes or 91.1%), excepting major grades.

Kern County Call Box Locations



For More Information Contact
Darrel Hildebrand
(661) 861-2191



Kern Council
of Governments
1401 19th St., Ste. 300
Bakersfield, CA 93301

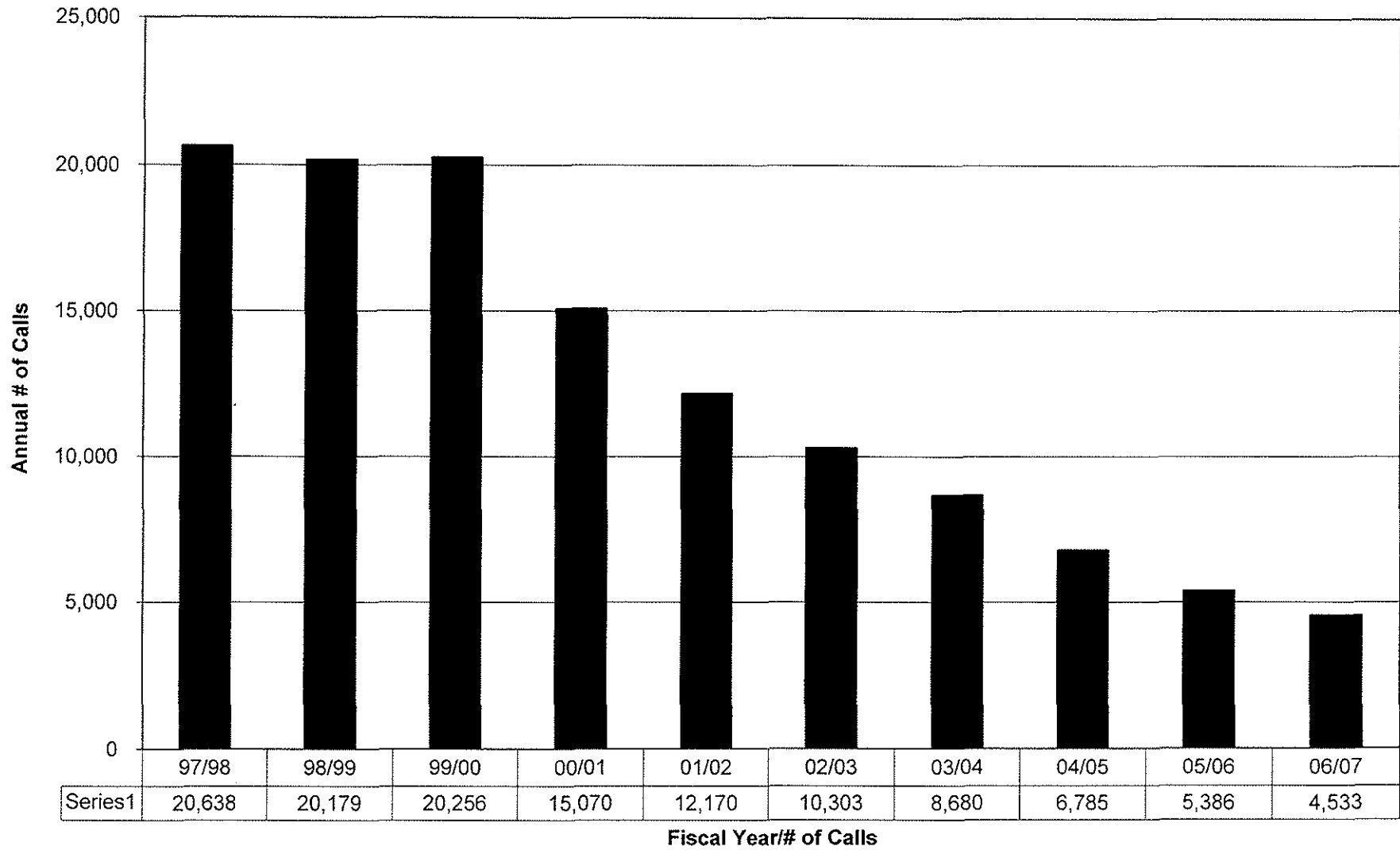
December 2000

Kern Motorist Aid Authority

SCHEDULE OF ANNUAL CALL STATISTICS

Description	94/95	95/96	96/97	97/98	98/99	99/00	00/01	01/02	02/03	03/04	04/05	05/06	06/07	TOTAL
Total call boxes in service	518	521	558	558	559	560	552	549	562	560	530	502	497	513
Total days of service	365	365	365	365	365	366	365	365	365	366	365	365	365	5,842
Assistance calls/Bakersfield	20,914	19,373	19,665	17,159	16,684	16,974	12,575	10,218	8,435	6,996	5,502	4,213	3,156	206,483
Assistance calls/Barstow	4,958	3,755	4,021	3,479	3,495	3,282	2,495	1,952	1,868	1,684	1,283	1,173	1,377	47,405
Assistance calls/Subtotal	25,872	23,128	23,686	20,638	20,179	20,256	15,070	12,170	10,303	8,680	6,785	5,386	4,533	253,888
Maintenance calls/Subtotal	78,958	64,072	75,249	72,744	73,541	77,301	67,880	67,067	67,894	66,504	61,890	60,553	62,426	1,047,357
Other calls/Subtotal	5,313	22,428	1,058	6,245	1,379	0	0	0	0	0	0	0	0	46,342
TOTAL/ALL CALLS	110,143	109,628	99,993	99,627	95,099	97,557	82,950	79,237	78,197	75,184	68,675	65,939	66,959	1,347,587
Call time/CHP (Minutes)	104,130	44,593	88,245	79,847	73,663	73,571	53,110	44,000	37,440	31,378	22,522	16,227	13,743	902,619
Call time/Other (Minutes)	50,919	64,775	39,647	40,739	66,726	77,301	55,409	67,067	67,894	66,504	61,890	60,553	62,426	869,144
TOTAL/CALL TIME	155,049	109,368	127,892	120,586	140,389	150,872	108,519	111,067	105,334	97,882	84,412	76,780	76,169	1,771,763
Average assist. calls per box/d	0.14	0.12	0.12	0.10	0.10	0.10	0.07	0.06	0.05	0.04	0.04	0.03	0.02	0.08
Average maint. calls per box/d:	0.42	0.34	0.37	0.36	0.36	0.38	0.34	0.33	0.33	0.32	0.32	0.33	0.34	0.35
Average CHP call time	4.02	1.93	3.73	3.87	3.65	3.63	3.52	3.62	3.63	3.61	3.32	3.01	3.03	3.56
Average total time per box/mo.	24.94	17.49	19.10	18.01	20.93	22.45	16.38	16.86	15.62	14.57	13.27	12.75	12.77	288.09

Kern Motorist Aid Authority

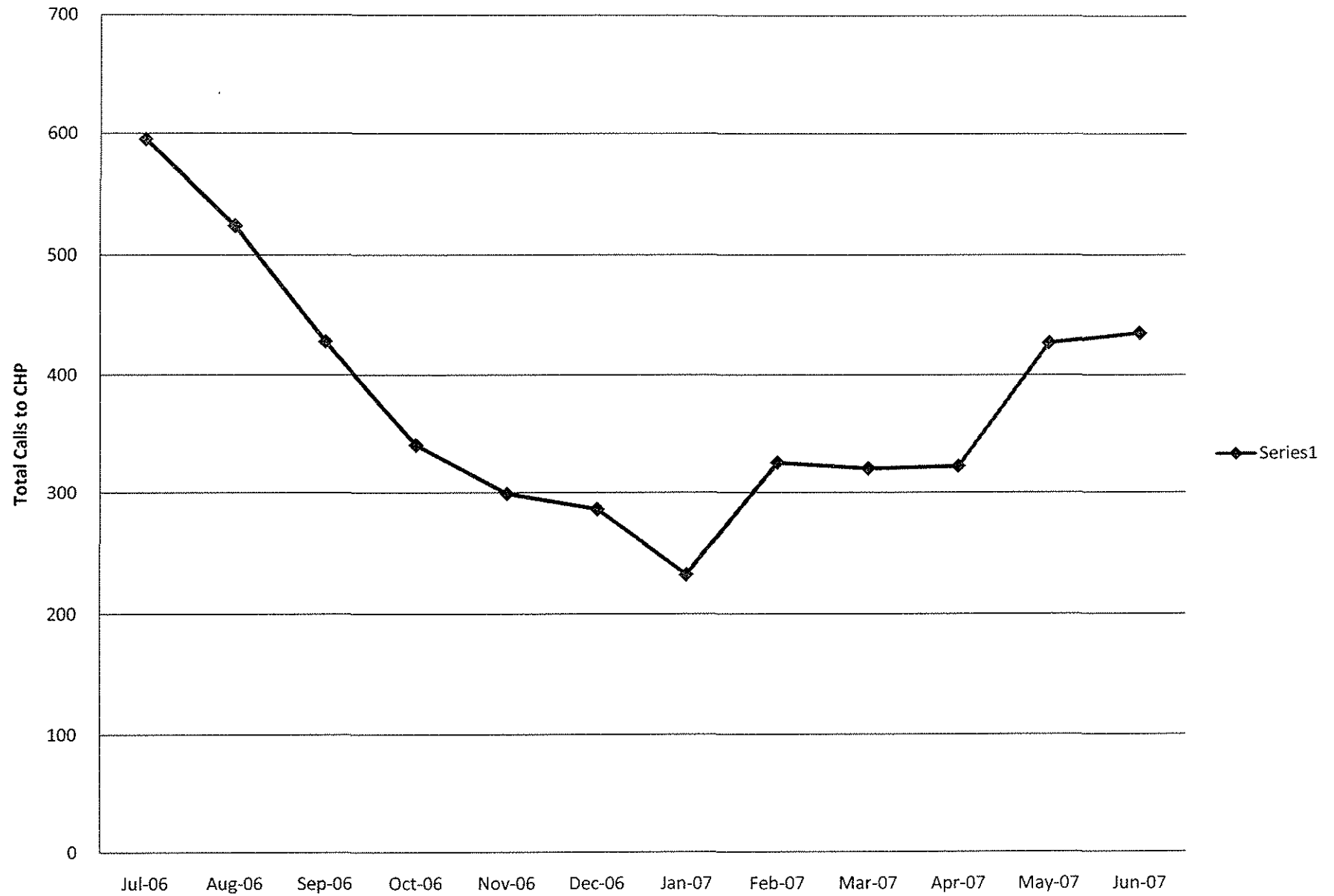


Kern Motorist Aid Authority

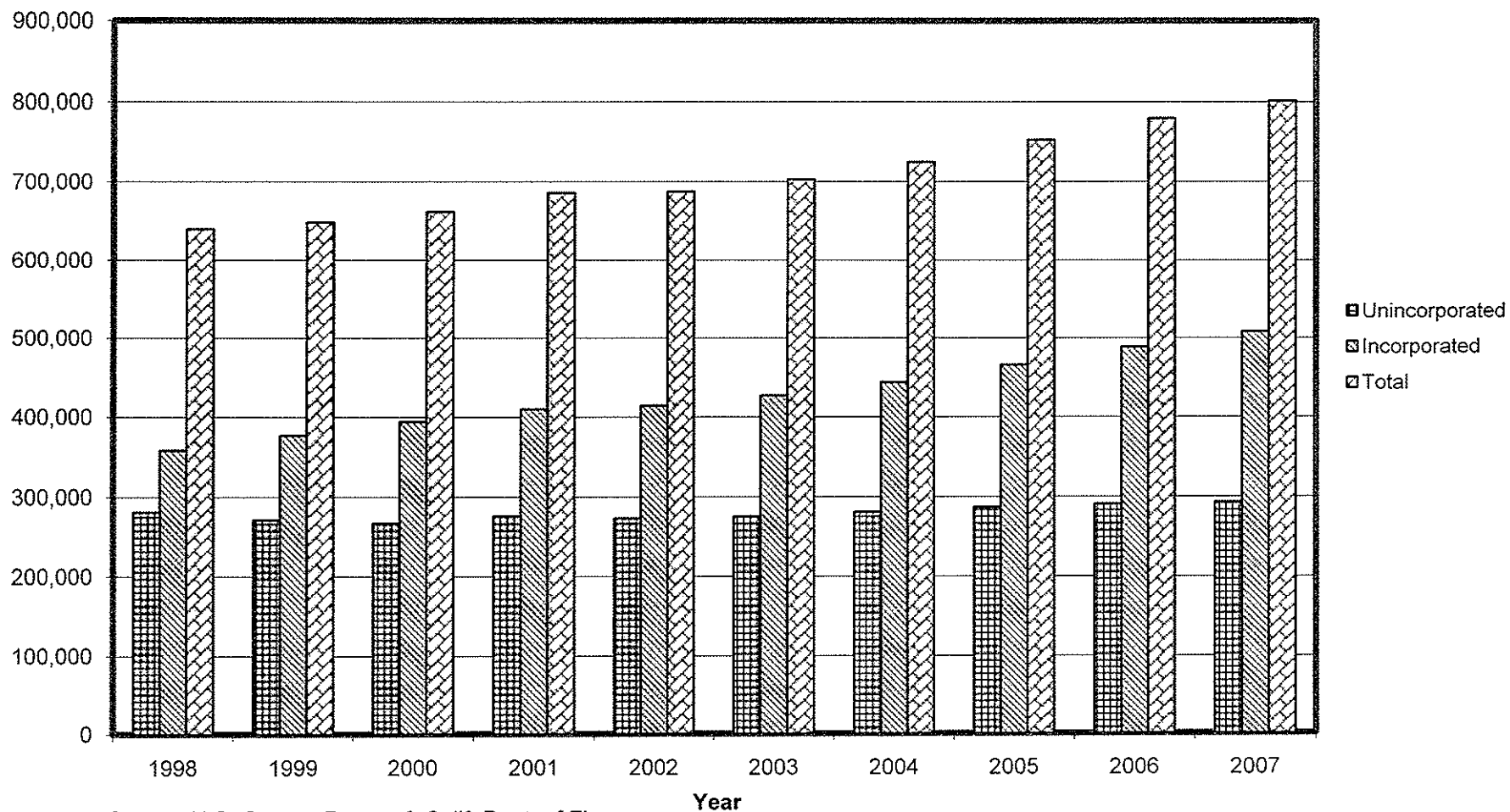
SCHEDULE OF MONTHLY CALL STATISTICS

Description	Jun-06	Jul-06	Aug-06	Sep-06	Oct-06	Nov-06	Dec-06	Jan-07	Feb-07	Mar-07	Apr-07	May-07	Jun-07	12 Month	FY05/06
														TOTAL	TOTAL
Total call boxes in service	496	499	487	484	495	486	484	467	495	513	525	517	512	497	502
Total days of service	30	31	31	30	31	30	31	31	28	31	30	31	30	365	365
Assistance calls/Bakersfield	380	449	362	300	250	195	215	154	219	224	196	312	280	3,156	4,213
Assistance calls/Barstow	153	146	162	128	90	104	71	78	106	96	126	115	155	1,377	1,173
Assistance calls/Subtotal	533	595	524	428	340	299	286	232	325	320	322	427	435	4,533	5,386
Maintenance calls/Subtotal	5,467	5,281	5,233	5,206	5,319	5,194	5,194	4,998	4,758	5,440	5,398	5,732	4,673	62,426	60,553
Other calls/Subtotal	0	0	0	0	0	0	0	0	0	0	0	0	0	0	0
TOTAL/ALL CALLS	6,000	5,876	5,757	5,634	5,659	5,493	5,480	5,230	5,083	5,760	5,720	6,159	5,108	66,959	65,939
Call time/CHP (Minutes)	1,437	1,897	1,670	1,402	928	904	768	620	918	926	1,026	1,322	1,362	13,743	16,227
Call time/Other (Minutes)	5,467	5,281	5,233	5,206	5,319	5,194	5,194	4,998	4,758	5,440	5,398	5,732	4,673	62,426	60,553
TOTAL/CALL TIME	6,904	7,178	6,903	6,608	6,247	6,098	5,962	5,618	5,676	6,366	6,424	7,054	6,035	76,169	76,780
Average assist. calls per box/day	0.04	0.04	0.03	0.03	0.02	0.02	0.02	0.02	0.02	0.02	0.02	0.03	0.03	0.02	0.03
Average maint. calls per box/day	0.37	0.34	0.35	0.36	0.35	0.36	0.35	0.35	0.34	0.34	0.34	0.36	0.30	0.34	0.33
Average CHP call time	2.70	3.19	3.19	3.28	2.73	3.02	2.69	2.67	2.82	2.89	3.19	3.10	3.13	3.03	3.01
Average total time call per box	13.92	14.38	14.17	13.65	12.62	12.55	12.32	12.03	11.47	12.41	12.24	13.64	11.79	12.77	12.75

Kern Motorist Aid Authority

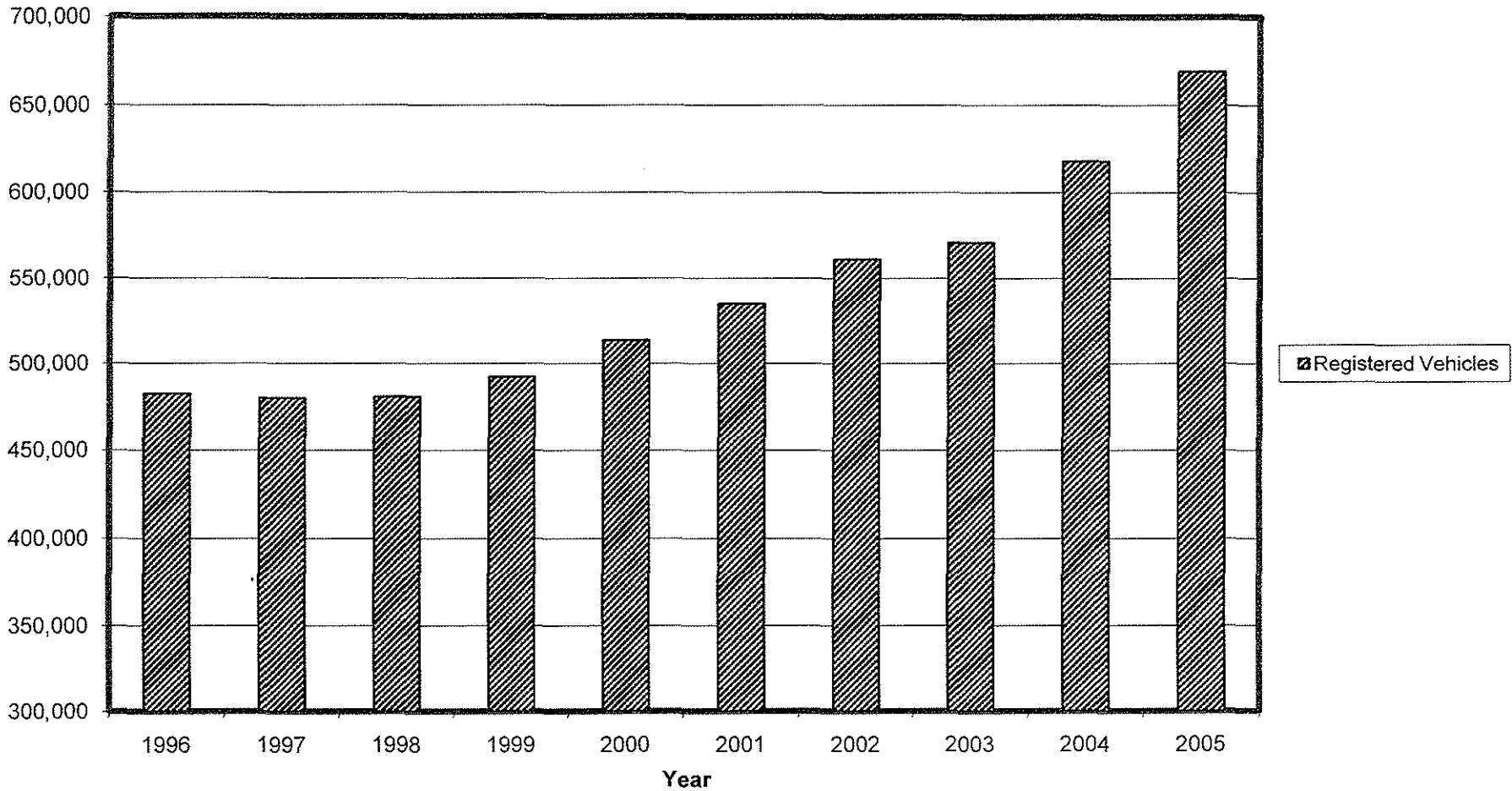


Kern Council of Governments Population



Source: U.S. Census Bureau & Calif. Dept. of Finance

Kern Motorist Aid Authority Registered Vehicles



Source: California Department of Motor Vehicles

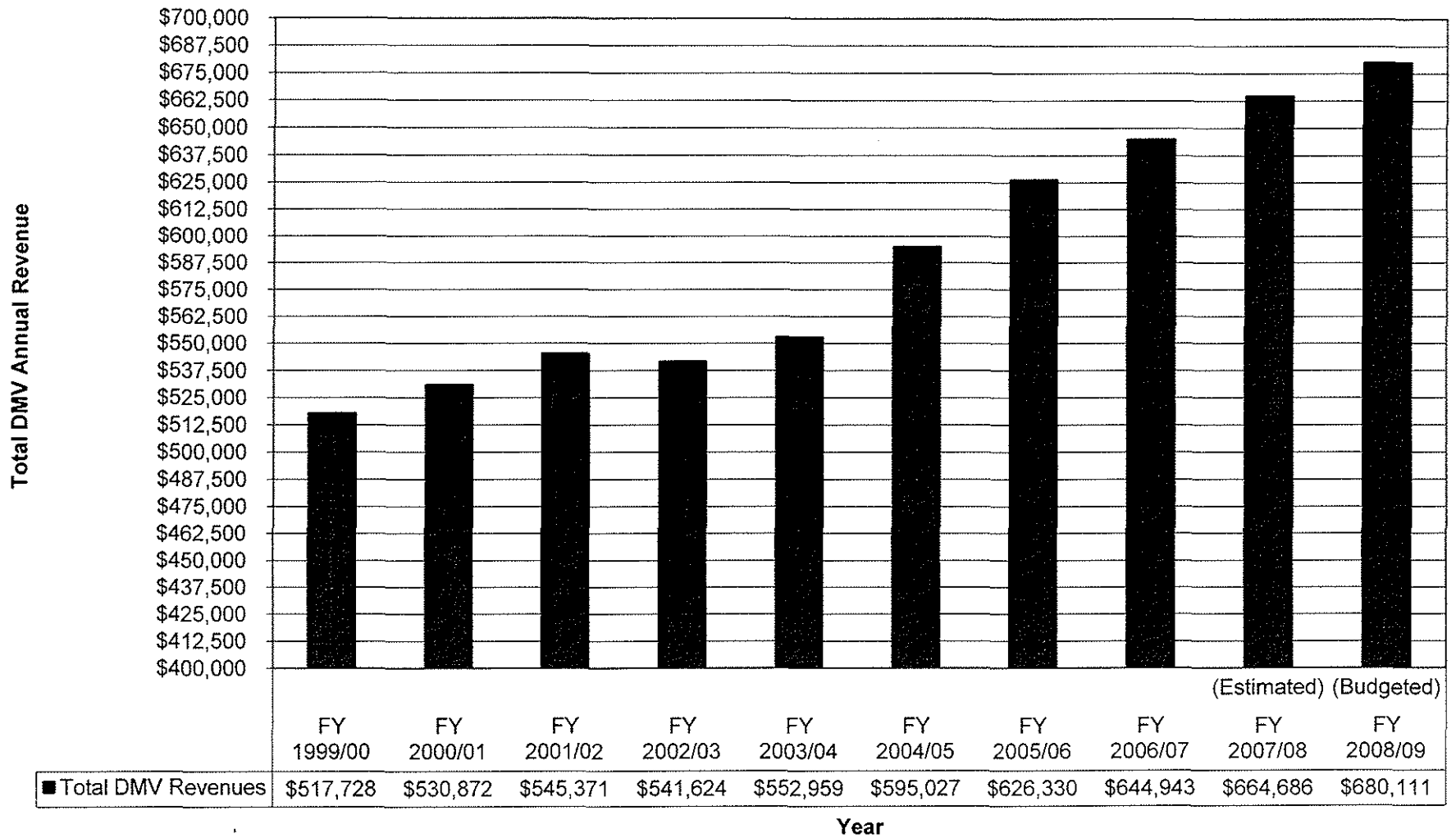
REVENUES

Kern Motorist Aid Authority

FY 2008-09 Budget Worksheet
 SECHEDULE OF MONTHLY REVENUE

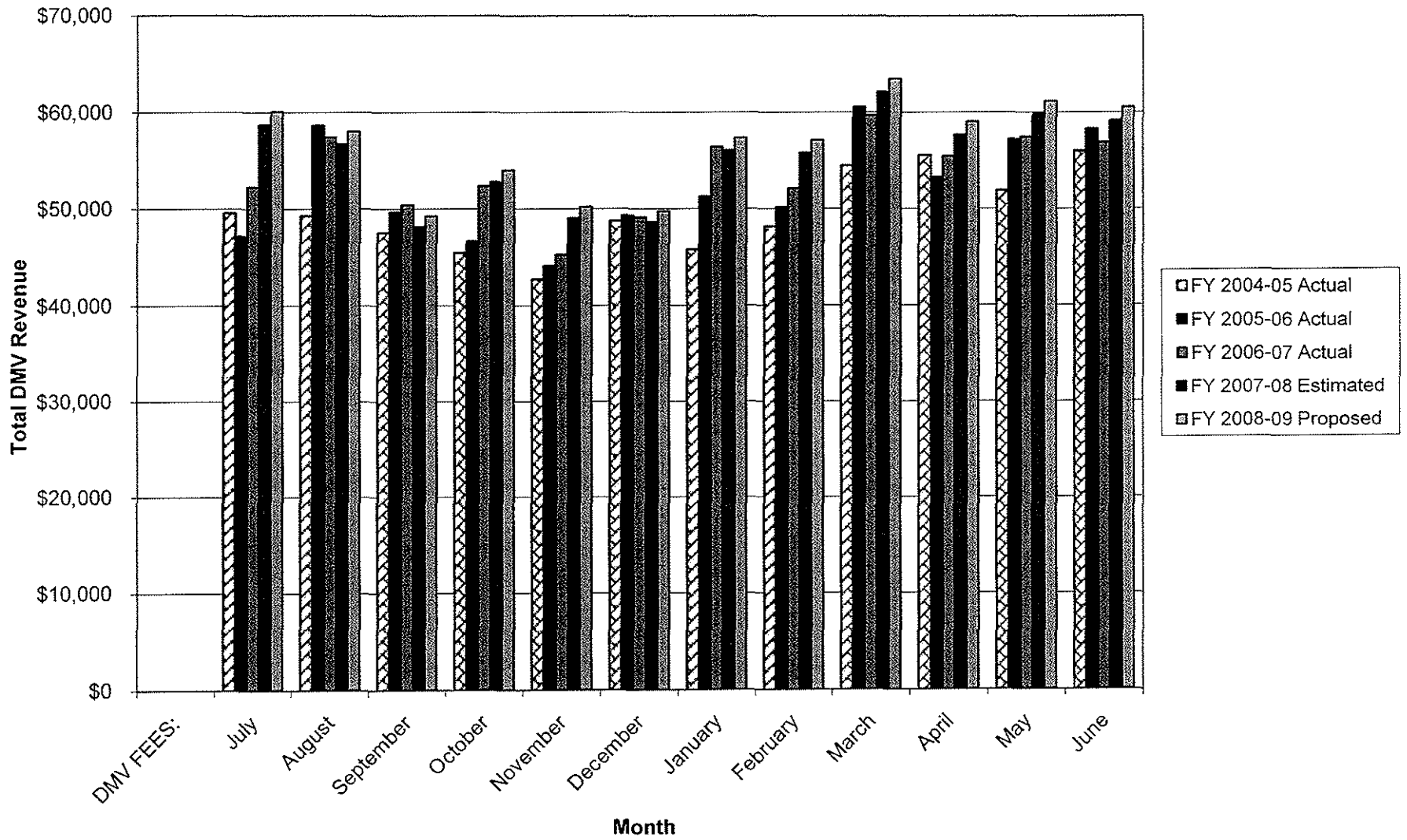
Description/Month	FY 2004-05 Actual	FY 2005-06 Actual	FY 2006-07 Actual	FY 2007-08 Estimated	FY 2008-09 Proposed
DMV FEES:					
July	\$49,549	\$47,159	\$52,280	\$58,731	\$60,094
August	\$49,278	\$58,683	\$57,427	\$56,713	\$58,028
September	\$47,505	\$49,668	\$50,399	\$48,123	\$49,239
October	\$45,438	\$46,645	\$52,387	\$52,804	\$54,029
November	\$42,654	\$44,086	\$45,229	\$49,055	\$50,193
December	\$48,754	\$49,304	\$49,113	\$48,625	\$49,753
January	\$45,761	\$51,286	\$56,412	\$56,062	\$57,363
February	\$48,138	\$50,167	\$52,142	\$55,836	\$57,131
March	\$54,473	\$60,545	\$59,706	\$62,094	\$63,534
April	\$55,573	\$53,274	\$55,478	\$57,697	\$59,036
May	\$51,895	\$57,204	\$57,486	\$59,786	\$61,173
June	\$56,009	\$58,309	\$56,885	\$59,160	\$60,533
TOTAL DMV FEES	\$595,027	\$626,330	\$644,943	\$664,686	\$680,111
INTEREST:					
July	\$0	\$0	\$0	\$0	\$0
August	\$0	\$0	\$0	\$0	\$0
September	\$0	\$0	\$0	\$0	\$0
October	\$0	\$15,372	\$15,146	\$17,531	\$13,972
November	\$8,312	\$0	\$0	\$0	\$0
December	\$0	\$0	\$13,060	\$16,964	\$13,520
January	\$9,139	\$17,605	\$13,060	\$12,249	\$9,763
February	\$0	\$0	\$14,054	\$0	\$0
March	\$0	\$0	\$15,275	\$22,829	\$18,195
April	\$11,533	\$20,585	\$9,169	\$15,748	\$12,551
May	\$0	\$0	\$0	\$0	\$0
June	\$13,851	\$23,758	\$55,441	\$16,378	\$13,054
TOTAL INTEREST	\$42,835	\$77,320	\$135,205	\$101,700	\$81,059
OTHER:					
July	\$0	\$0	\$0	\$0	\$0
August	\$0	\$0	\$0	\$0	\$0
September	\$0	\$0	\$0	\$0	\$0
October	\$0	\$0	\$0	\$0	\$0
November	\$0	\$0	\$0	\$0	\$0
December	\$0	\$0	\$0	\$0	\$0
January	\$0	\$0	\$0	\$0	\$0
February	\$0	\$0	\$0	\$0	\$0
March	\$0	\$0	\$0	\$0	\$0
April	\$0	\$0	\$0	\$0	\$0
May	\$0	\$0	\$0	\$0	\$0
June	\$0	\$0	\$0	\$0	\$0
TOTAL OTHER	\$0	\$0	\$0	\$0	\$0
TOTAL REVENUES	\$637,862	\$703,650	\$780,148	\$766,386	\$761,170

Kern Motorist Aid Authority



■ Total DMV Revenues

Kern Motorist Aid Authority



EXPENSES

Kern Motorist Aid Authority
COMPARATIVE FINANCIAL PLAN

(Revised: May 7, 2008)

Description	FY 2004-05	FY 2005-06	FY 2006-07	FY 2007-08	FY 2008-09
	Actual	Actual	Actual	Estimated	Preliminary
BEGINNING FUND EQUITY	\$1,611,443	\$2,059,325	\$2,399,924	\$2,760,380	\$1,370,689
Contributed Capital (Assets)	\$64,171	\$33,306	\$13,592	\$0	\$1,650,000
APPROPRIATION FOR CONTINGENCIES:					
Reserved for Asset Replacement	\$0	\$0	\$0	(\$500,000)	\$0
Reserved for ADA Compliance	\$0	\$0	\$0	\$0	\$0
Reserved for General Purposes	\$0	\$0	\$0	(\$610,360)	(\$200,000)
FUND EQUITY AVAILABLE	\$1,675,614	\$2,092,631	\$2,413,516	\$1,650,000	(\$79,311)
REVENUES:					
Vehicle Registration Fees	\$595,027	\$626,330	\$644,943	\$664,686	\$680,111
Interest	\$42,835	\$77,320	\$135,205	\$101,700	\$81,059
Other	\$0	\$0	\$0	\$0	\$0
TOTAL REVENUES	\$637,862	\$703,650	\$780,148	\$766,386	\$761,170
APPROPRIATIONS FOR EXPENSES:					
Communications--					
A.T. & T./Sprint	\$51,532	\$758	\$55,566	\$63,399	\$59,172
Verizon	\$0	\$910	\$0	\$0	\$0
Pacific Bell/SBC	\$0	\$356	\$0	\$0	\$0
A T & T	\$0	\$49,208	\$0	\$0	\$0
Communications--Subtotal	\$51,532	\$51,232	\$55,566	\$63,399	
Insurance--					
Comprehensive General Liability	\$18,223	\$18,008	\$18,017	\$18,009	\$20,000
Public Officials Liability	\$0	\$0	\$0	\$0	\$0
Insurance--Subtotal	\$18,223	\$18,008	\$18,017	\$18,009	
Maintenance/Equipment--					
Comarco/Corrective & Preventative	\$173,441	\$121,101	\$174,421	\$214,505	\$247,004
GTE/Repairs	\$0	\$58,935	\$0	\$0	\$0
Inventory Project	\$0	\$0	\$0	\$0	\$0
Maintenance/Equipment--Subtotal	\$173,441	\$180,036	\$174,421	\$214,505	\$247,004
Miscellaneous	\$0	\$0	\$0	\$0	\$0
Memberships--					
IVHS Association	\$0	\$0	\$0	\$0	\$0
Professional Services--					
California Highway Patrol/Bkfld. Dispatch	\$68,063	\$71,922	\$110,935	\$152,077	\$165,000
California Highway Patrol/Barstow Dispatch	\$0	\$0	\$0		
County of Kern/Canyon Call Boxes	\$0	\$5,000	\$0		
Caltrans District 06/Administration	\$0	\$0	\$0		
Caltrans District 09/Administration	\$0	\$0	\$0		
California SAFE Committee	\$0	\$0	\$0		
Marketing Consultants	\$0	\$0	\$0		
ADA Compliance Assessment Contract	\$0	\$0	\$0		
KMAA Strategic Plan Update	\$0	\$0	\$0		
IVHS Project	\$0	\$0	\$0		
Professional Services--Subtotal	\$68,063	\$76,922	\$110,935	\$152,077	\$165,000
Expense Transfers--					
Program Operations	\$52,885	\$981	\$41,571	\$44,495	\$118,109
Administration	\$0	\$41,495	\$0		
Opinion Research Project	\$0	\$0	\$0		
Traffic Count Program	\$0	\$0	\$0		
Expense Transfers--Subtotal	\$52,885	\$42,476	\$41,571	\$44,495	\$118,109
Depreciation--					
Equipment	\$28,015	\$12,330	\$19,714	\$13,592	\$165,000
Capital Assets--					
GTE/Call Boxes	\$0	\$0	\$0	\$1,650,000	\$0
TOTAL APPROPRIATIONS	\$392,159	\$381,004	\$420,224	\$2,156,077	\$695,113
OPERATING SURPLUS (DEFICIT)	\$245,703	\$322,646	\$359,924	(\$1,389,691)	\$66,057
Adjustments to Fund Balance for Fixed Assets	\$0	\$0	\$0	\$1,650,000	\$0
ENDING UNRESERVED FUND EQUITY	\$1,921,317	\$2,415,277	\$2,773,440	\$3,020,689	\$3,086,746

Kern Motorist Aid Authority--FY 2008/09 APPROPRIATIONS

