

**AGENDA
KERN COUNCIL OF GOVERNMENTS
TRANSPORTATION PLANNING POLICY COMMITTEE
THURSDAY, AUGUST 17, 2023
6:30 P.M.**

PRIMARY MEETING LOCATION

Kern Council of Governments
Board Room
1401 19th Street, Suite 300
Bakersfield, CA 93301

**SECONDARY MEETING LOCATION
TELECONFERENCING AVAILABLE**

Ridgecrest City Hall
Conference Room B
100 W. California Avenue
Ridgecrest, CA 93555

TPPC/Kern COG Board

Please join my meeting from your computer, tablet, or smartphone.

<https://global.gotomeeting.com/join/888828085>

You can also dial in using your phone.

United States: [+1 \(630\) 869-1013](tel:+16308691013)

Access Code: 888-828-085

New to GoToMeeting? Get the app now and be ready when your first meeting starts:

<https://global.gotomeeting.com/install/888828085>

DISCLAIMER: This agenda includes the proposed actions and activities, with respect to each agenda item, as of the date of posting. As such, it does not preclude the Committee from taking other actions on items on the agenda, which are different or in addition to those recommended.

I. PLEDGE OF ALLEGIANCE:

II. ROLL CALL: Ayon, Couch, Blades, Creighton, Crump, Krier, Prout, Reyna, Scrivner, B. Smith, P. Smith, Trujillo, Vasquez

Congestion Management Agency Ex-Officio Members: Helton, Navarro, Parra, Warney

III. PUBLIC COMMENTS: This portion of the meeting is reserved for persons to address the Committee on any matter not on this agenda but under the jurisdiction of the Committee. Committee members may respond briefly to statements made or questions posed. They may ask a question for clarification; make a referral to staff for factual information or request staff to report back to the Committee at a later meeting. **SPEAKERS ARE LIMITED TO TWO MINUTES. PLEASE STATE YOUR NAME AND ADDRESS FOR THE RECORD PRIOR TO MAKING A PRESENTATION.**

Disabled individuals who need special assistance to attend or participate in a meeting of the Transportation Technical Advisory Committee may request assistance at 1401 19th Street, Suite 300, Bakersfield CA 93301 or by calling (661) 635-2900. Every effort will be made to reasonably accommodate individuals with disabilities by making meeting material available in alternative formats. Requests for assistance should be made at least three (3) working days in advance whenever possible.

IV. CONSENT AGENDA/OPPORTUNITY FOR PUBLIC COMMENT: All items on the consent agenda are considered to be routine and non-controversial by Kern COG staff and will be approved by one motion if no member of the Council or public wishes to comment or ask questions. If comment or discussion is desired by anyone, the item will be removed from the consent agenda and will be considered in the listed sequence with an opportunity for any member of the public to address the Council concerning the item before action is taken. **ROLL CALL VOTE.**

A. APPROVAL OF DISCUSSION SUMMARY: Minutes from meeting of June 15, 2023. ROLL CALL VOTE.

B. RESPONSE TO PUBLIC COMMENTS

C. KERN COG SENATE BILL NO. 1 – CALTRANS STATE OF GOOD REPAIR CALL FOR PROJECTS (Enriquez)

Comment: Caltrans State of Good Repair (SGR) Transit Program allocates annual funds from Senate Bill No.1 legislation to the Kern region. The Transportation Technical Advisory Committee has reviewed this item.

Action: Adopt the fiscal year 2023-24 SGR Program of Projects. ROLL CALL VOTE.

D. TRANSPORTATION DEVELOPMENT ACT ARTICLE 3 2023-24 PROGRAM OF PROJECTS (Enriquez)

Comment: Kern Council of Governments, acting in the capacity as the state-designated Regional Transportation Planning Agency, administers funding for the Transportation Development Act Article 3 Program. The Transportation Technical Advisory Committee has reviewed this item.

Action: Approve the fiscal year 2023-24 Transportation Development Act Article 3 Program of Projects. ROLL CALL VOTE.

E. FY 2023-24 TDA PUBLIC TRANSIT CLAIM – CITY OF BAKERSFIELD - AMTRAK
FY 2022-23 TDA PUBLIC TRANSIT CLAIM – CITY OF DELANO
FY 2022-23 TDA PUBLIC TRANSIT CLAIM – CITY OF RIDGECREST
FY 2016-17 TDA PUBLIC TRANSIT & STREETS & ROADS CLAIM – CITY OF CALIFORNIA CITY (Banuelos)

Comment: According to California Public Utilities Code Section 99260 et seq., and Kern COG TDA Rules and Regulations, eligible organizations may submit a claim for the purpose of supporting public transit systems and streets and roads. The cities of Bakersfield, Delano, Ridgecrest, and California City have submitted TDA claims which total \$ 5,113,614. The Transportation Technical Advisory Committee has reviewed this item and unanimously recommended the adoption of these claims at its August 2, 2023, meeting.

Action:

Adopt Resolution No. 23-15 TDA Public Transit claim for FY 2023-24 for City of Bakersfield - Amtrak for \$681,871.

Adopt Resolution No. 23-16 TDA Public Transit claim for FY 2022-23 for City of Delano for \$2,020,547.

Adopt Resolution No. 23-17 TDA Public Transit claim for FY 2022-23 for City of Ridgecrest for \$1,895,723.

Adopt Resolution No. 23-18 TDA Public Transit claim for FY 2016-17 for City of California City for \$39,682.

Adopt Resolution No. 23-19 TDA Streets & Roads claim for FY 2016-17 for City of California City for \$495,791.

ROLL CALL VOTE.

F. SUSTAINABLE COMMUNITY GRANTS/COG ASSISTANCE REQUESTS AND FEEDBACK MONITORING DATA – EMAIL REQUESTS DUE TO KERN COG FRIDAY, SEPTEMBER 29, 2023
(Ball)

Comment: The 2022 Regional Transportation Plan (RTP)/Sustainable Communities Strategy (SCS) includes a strategy to provide sub regional feedback on SB 375 travel reduction goals and provide technical assistance and grant writing assistance to help sub areas of the County that need it most. This is an annual process reviewed by the TTAC and RPAC.

Action: Information. Technical/grant writing and other assistance email requests from member agencies are due to Kern COG by 5 p.m. Friday, September 29, 2023.

G. UPDATE: SB 375 GREENHOUSE GAS EMISSION REDUCTION FROM PASSENGER VEHICLES AND ADOPTION TIMELINE FOR THE 2026 RTP (Ball)

Comment: The Regional Transportation Plan (RTP) is required to be updated every 4-years and contains a long range 24-year transportation expenditure portfolio fulfilling numerous policies and regulations including but not limited to public involvement, social equity, air quality conformity, congestion management, and Senate Bill (SB) 375 per capita greenhouse gas (GHG) reduction targets. This item was shared with the Regional Planning Advisory Committee.

Action: Information.

H. PROJECT ACCOUNTABILITY TEAM REPORT (Pacheco)

Comment: Kern COG staff to provide the latest updates. The Transportation Technical Advisory Committee has reviewed this item.

Action: Information.

I. 2024 REGIONAL TRANSPORTATION IMPROVEMENT PROGRAM (Pacheco)

Comment: Every two years in the odd-numbered year, regional transportation planning agencies are to submit a Regional Transportation Improvement Program (RTIP) to the California Transportation Commission (CTC) in December of the same odd-numbered year for their later approval early the following year. The Transportation Technical Advisory Committee has reviewed this item.

Action: Information.

J. CONGESTION MITIGATION AND AIR QUALITY (CMAQ) PROGRAM – STATUS UPDATE
(Pacheco)

Comment: CMAQ applications were due July 17th and Kern COG staff has prepared a draft application log. A total of 19 applications were received by the deadline, requesting \$49.2 million in CMAQ funding. The Transportation Technical Advisory Committee has reviewed this item.

Action: Information. TTAC subcommittee peer review comments are due by **September 8, 2023**.

K. REGIONAL SURFACE TRANSPORTATION PROGRAM (RSTP) – STATUS UPDATE (Pacheco)

Comment: RSTP applications were due July 17th and Kern COG staff has prepared a draft application log. A total of 19 applications were received by the deadline, requesting \$27.2 million in RSTP funding. The Transportation Technical Advisory Committee has reviewed this item.

Action: Information.

***** END CONSENT AGENDA – ROLL CALL VOTE *****

V. 2023 FEDERAL TRANSPORTATION IMPROVEMENT PROGRAM – DRAFT AMENDMENT NO. 7
(Pacheco)

Comment: Amendment No. 7 includes changes to the State Highway/Regional Choice Program, State Highway Operation and Protection Program, Transit Program, and Non-Motorized Program. The amendment was circulated to the Transportation Technical Advisory Committee via email August 4, 2023.

OPEN PUBLIC HEARING HEAR COMMENTS CLOSE PUBLIC HEARING

Action: Open the public hearing, take public comment, and close the public hearing.

VI. BOARD MEMBER’S MEETING REPORTS: (None)

VII. CALTRANS REPORT: (Report on Projects in Progress)

- District 6 & 9 Construction Projects.

VIII. EXECUTIVE DIRECTOR’S REPORT: (Report on Projects and Programs in Progress)

IX. MEMBER STATEMENTS: On their own initiative, Council members may make a brief announcement or a brief report on their own activities. In addition, Council members may ask a question of staff or the public for clarification on any matter, provide a reference to staff or other resources for factual information, or request staff to report back to the Council at a later meeting concerning any matter. Furthermore, the Council, or any member thereof, may take action to direct staff to place a matter of business on a future agenda.

X. ADJOURNMENT- NEXT MEETING – The next scheduled meeting will be held September 21, 2023.

KERN COUNCIL OF GOVERNMENTS
TRANSPORTATION PLANNING POLICY COMMITTEE

Minutes of Meeting for June 15, 2023

KERN COG BOARD ROOM
1401 19TH STREET, THIRD FLOOR
BAKERSFIELD, CALIFORNIA

THURSDAY
June 15, 2023
6:30 P.M.

The meeting was called to order by Chairman Smith at 6:30 p.m.

I. PLEDGE OF ALLEGIENCE:

II. ROLL CALL:

Members Present: Ayon, Couch, Blades, Crump, Creighton, Krier, Prout, Reyna, Scrivner, B. Smith, Vasquez, Murillo

Congestion Management Agency Ex-Officio Members: Parra, Warney, Navarro, Helton

Members Absent: P. Smith

Others: Ritter, Franz, Parker, Boyd, Cater, Chavez,

Staff: Hakimi, Napier, Snoddy, Pacheco, Enriquez, Ball, Urata, Flickinger, Stramaglia, VanWyk

III. PUBLIC COMMENTS: This portion of the meeting is reserved for persons to address the Council on any matter not on this agenda but under the jurisdiction of the Council. Council members may respond briefly to statements made or questions posed. They may ask a question for clarification; make a referral to staff for factual information or request staff to report back to the Council at a later meeting. **SPEAKERS ARE LIMITED TO TWO MINUTES. PLEASE STATE YOUR NAME AND ADDRESS FOR THE RECORD PRIOR TO MAKING A PRESENTATION.**

Chairman Smith asked if there were any comments.

Andrew Parra of Bike Bakersfield presented three E-Bikes purchased through an EV Grant.

Lilli Parker from the Senior Center thanked the Board for the recommendation of funding from the REAP 2.0 Grant.

IV. CONSENT AGENDA/OPPORTUNITY FOR PUBLIC COMMENT: All items on the consent agenda are considered to be routine and non-controversial by Kern COG staff and will be approved by one motion if no member of the Council or public wishes to comment or ask questions. If comment or discussion is desired by anyone, the item will be removed from the consent agenda and will be considered in the listed sequence with an opportunity for any member of the public to address the Council concerning the item before action is taken. **ROLL CALL VOTE.**

A. Approval of Minutes – May 18, 2023

B. RESPONSE TO PUBLIC COMMENTS

D. PROJECT ACCOUNTABILITY TEAM REPORT (Pacheco)

Action: Information.

E. KERN COG SENATE BILL NO. 1 TRANSIT – CALTRANS STATE OF GOOD REPAIR CALL FOR UPROJECTS (Enriquez)

Action: Information.

F. INTELLIGENT TRANSPORTATION SYSTEMS (ITS) KERN UPDATE – MONITORING PROGRAM (Pacheco)

Action: Information.

G. 2024 REGIONAL TRANSPORTATION IMPROVEMENT PROGRAM (Pacheco)

Action: Information.

H. MOBILITY INNOVATIONS AND INCENTIVES PROGRAM – STATUS REPORT (Urata)

Action: Information.

I. 2023 KERN COUNCIL OF GOVERNMENTS PUBLIC INVOLVEMENT PROCEDURES & POLICIES (Raymond)

Action: Adopt the 2023 Public Involvement Procedures & Policies. (ROLL CALL VOTE)

J. UPDATE: SB 375 GREENHOUSE GAS EMISSION REDUCTION FROM PASSENGER VEHICLES AND ADOPTION TIMELINE FOR THE 2026 RTP (Ball)

Action: Information.

***** END CONSENT CALENDAR - ROLL CALL VOTE *****

COMMITTEE MEMBER REYNA MADE A MOTION TO APPROVE THE CONSENT AGENDA ITEMS A, B and D THROUGH J, SECOND BY COMMITTEE MEMBER COUCH, MOTION CARRIED WITH A UNANIMOUS ROLL CALL VOTE.

C. BIENNIAL LOCAL STREETS AND ROADS SUREY – JUNE 2023 (Flickinger)

Action: Information.

Committee Member Reyna asked questions concerning how the responses were obtained for the survey. Mr. Ball discussed the issues concerning response to the survey and the complexity of the questions.

COMMITTEE MEMBER REYNA MADE A MOTION TO APPROVE CONSENT AGENDA ITEM C, SECOND BY COMMITTEE MEMBER COUCH, MOTION CARRIED WITH A UNANIMOUS ROLL CALL VOTE.

V. DRAFT FINAL KERN AREA REGIONAL GOODS MOVEMENT OPERATIONS (KARGO) SUSTAINABILITY STUDY PHASE 2 (Ball)

Comment: A Draft Final KARGO Sustainability Study – Phase 2 on developing and funding more sustainable goods movement projects countywide incorporating extensive public and stakeholder outreach is available at <https://www.kerncog.org/goods-movement/>.

Action: Receive and File.

COMMITTEE MEMBER COUCH MADE A MOTION TO APPROVE ITEM V., SECOND BY COMMITTEE MEMBER KRIER, MOTION CARRIED BY A UNANAMOUS ROLL CALL VOTE.

VI. BOARD MEMBERS'S MEETING REPORTS: (None)

VII. CALTRANS REPORT: (Report on Projects in Progress)

Updates:

Kirsten Helton from District 9 provided the following report:

- **Project Updates:**

- **Freeman 3 CAPM**
 - On State Route 14 south of SR 178 and north of Red Rock Canyon SP
 - Crews have finished the partial depth recycle of the asphalt
 - Crews will begin laying Rubberized HMA on Monday, June 12
- **Emergency Kern Slab Replacement**
 - On multiple locations of SR 58 in and around Tehachapi. The outside EB and WB lanes are closed.
 - Crews continue to repair slabs and fill in dig outs on the roadway
 - The Mill Street ramps have reopened.
 - Work anticipated to finish within the next two weeks.
- **Kern Bridge Repair There is maintenance/repair work on three bridges near Tehachapi and Mojave on SR 58**
 - On the Sand Canyon Road undercrossing
 - On the overhead railroad crossing east of Exit 167
 - In the drain just west of Exit 149
 - Work is scheduled during the day and overnight.
- **58 Truck Climbing Lanes** – D9 spoke with Ahron and the City of Tehachapi about merging the scope of the 58 TCL into the Keene project this week. Project is now completely funded through the SHOPP.
- **HWY 58 Boron SRRA Sewage System Repair** - Four new pumps were ordered. Lead time 12 to 16 weeks. Quoted delivery – 10, July to 14, Aug
- **Other:** District 9 supports Kern COG in its desire to realign Cal City Blvd. by building an off-system frontage road to tie into the Rosemond Blvd. interchange at SR 58. Although this is primarily a locally-sponsored off-system project, there is a tie-in to the State Highway System, so we are exploring ways that we might be able to assist or even partner with Kern COG. We are currently investigating a possible opportunity that might be provided by our Headquarters Division of Transportation Planning to use a resource augmentation in order to develop an updated Project Initiation Document, or PID, for the existing 'Mojave to Boron Freeway' project in order to explicitly include Kern Cog's proposed improvement concept. We have nominated this PID to HQ and will keep Mr. Hakimi apprised of our progress in this regard moving forward.

- **Funding Opportunities & Deadlines:**

- **\$1.18 Billion Federal Funding Available with Safe Streets and Roads for All Grant Program!** - The purpose of this grant is to improve roadway safety by significantly reducing or eliminating roadway fatalities and serious injuries through safety action plan development and refinement and implementation focused on all users, including pedestrians, bicyclists, public transportation users, motorists, personal conveyance and micro-mobility users, and commercial vehicle operators. Applications are due Monday, July 10, 2023.
- **RTIP:** District 9 will work closely with you over the spring & summer on development of your RTIP for the 2024 STIP cycle. We look forward to working with you to identify & propose programming priorities and will do the same regarding development of the District's 2026 PID SHOPP workload and 2024 ITIP, which is spearheaded by Caltrans HQ.
- **Clean California:** Clean California Rosamond Xeriscape Project construction is anticipated to conclude in late June 2023.

- **Community Concerns:**

- Mojave Pavement had a public presentation on 4/25/23 and will reach PA&ED in June 2023
[Mojave Pavement | Caltrans](#)

Michael Navarro from District 6 provided the following report:

- **Clean CA Update:**
 - **Cycle 2 for CCLGP**
 - \$100m
 - Applications closed on May 31st
 - D6 received 29 applications (2nd most in the State only to D7)
 - Application review teams are being formed – awards Aug/Sep
 - **US DOT – RCP and Neighborhood Access and Equity (NAE) – newly created = RCN - Coming soon**
 - Capital Con - \$1.15B
 - Community Planning - \$185m
 - Regional Partnership Challenge - \$450m
 - Webinars to follow release of NOFO
- **SB 1 CTC Staff Recommendations**
 - Tulare SR 99/Paige Ave - \$38m for R/W phase (TCEP)
 - SR 99/SR 58 Connector ramp - \$9.38m (TCEP)
 - Tulare SR 99/Caldwell - \$15m (LPP)

Storm Work:

Ker-SR 155 emergency project:

- **Location:** The west end of the SR 155 closure is at Pascoe Road (JEO Glenville). The East closure is located at PM 56.3 (1.6 miles west of Studdard Road).

- Full Closure

Ker – SR 178

- **Location:** Kern 178 PM 20.6-21.6

- The work scope will include long-term one way reverse traffic control,

06-48466 – Bakersfield Freeway Connector (BFC): Route 58/99 Modify Interchange

Contract Scheduled expected Completion Date: Fall 2023.

Status: 95% complete; all new facilities fully open to traffic

- Continued miscellaneous punch list work
- Waiting for falsework removal of Centennial connector bridge

06-44255 – SR 46 Conventional/Expressway Segment 4B:

Convert 2-lane conventional highway to 4 lane facility. In and near Lost Hills, from 0.2 miles west of the California Aqueduct Bridge to 1.4 miles east of Lost Hills Road.

Traffic continues to be in the configuration of four lanes from Bruning Ave to East end of the project.

Scheduled completion – December 2023

06-44256 – SR 46 Gap Closure Segment 4C:

Convert 2-lane conventional highway to 4-lane facility. In Kern County on Route 46, in and near Lost Hills, from 1.3 mile west of Brown Material Road to 0.2 mile east of the California Aqueduct.

Bids opened April 19, 2023. Currently working on awarding the project. Potentially a summer/fall

construction. Granite as well

06-0X380 – Maricopa Highway CAPM

This project will rehabilitate approximately 9 miles of pavement from SR 33 to Capello Street. Expecting to advertise summer of 2023.

06-0X760 – Taft Left Turn Channelization

Install left-turn channelization on SR-119 at the Kern Street/Airport Road

Construction progressing. Construction is at 85% complete.

06-0V280 – SR 184/Sunset Roundabout

This project is at the intersection of SR 184 and Sunset near Weedpatch.

Construction started on October 3, 2022, with full closure of the intersection. Detour in place. 90% complete. Remaining work: electrical, hydroseeding, sign installation

Expected completion late August 2023.

06-0R190 – Arvin SR 223/SR 184 Roundabout

Construction started, 95% complete: Roundabout open to traffic. Remaining work is punch list work.

Expected completion is July 2023.

06-0U430 – Morning Drive 3R Rehab

This project proposes to rehabilitate and bring to current standards the existing roadway on State Route (SR) 184, in Kern County, between 0.1 mile north of Edison Highway Postmile (PM) 8.5 and 0.1 mile north of Chase Avenue PM 11.6.

Project advertised May 15, bid opens on 7/6. Construction start expected in January 2024.

VIII. EXECUTIVE DIRECTOR’S REPORT: (Report on Projects and Programs in Progress)

1. In the Board Folders is the May 31 Local Assistance Delivery Report:
 - a. Kern is in 1st place with 149.1% due to the \$7,943,885 OA used for SR 46 4C
 - b. Without that Kern would still be at 110.3%
 - c. An additional \$529,409 is expected this year – Bakersfield CMAQ
 - d. It is Possible Ridgecrest may submit a RSTP request for authorization for \$1,088,192.
2. Kern COG was notified by email on June 13 that the SCS is officially approved – written notification will be forthcoming.
3. June 13 – Attended Tehachapi Ribbon Cutting for Pinon CMAQ Project
4. June 28 & 29 – California Transportation Commission Meeting in Suisun City
5. Meetings:
 - a. SR 99 and SR 58 missing connectors
 - b. SR 204 and Union Avenue
 - c. 7th Standard/SR 43
 - d. SR 33 Safety Improvements
 - e. SR 46 Monthly Status Meeting
 - f. Truck Climbing Lanes on SR 58

IX. MEMBER STATEMENTS: On their own initiative, Council members may make a brief announcement or a brief report on their own activities. In addition, Council members may ask a question of staff or the public for clarification on any matter, provide a reference to staff or other resources for factual information, or request staff to report back to the Council at a later meeting concerning any matter. Furthermore, the Council, or any member thereof, may take action to direct staff to place a matter of business on a future agenda.

None.

X. ADJOURNMENT- The meeting was adjourned 7:05 p.m. The next scheduled meeting will be held August 17, 2023.

Respectfully Submitted

Ahron Hakimi, Executive Director

ATTEST:

Bob Smith, Chairman

DATE: _____

August 17, 2023

TO: Transportation Planning Policy Committee

FROM: Ahron Hakimi,
Executive Director

By: Irene Enriquez,
Regional Planner

SUBJECT: Transportation Planning Policy Committee Consent Agenda Item: IV. C.
KERN COG SENATE BILL NO. 1 – CALTRANS STATE OF GOOD REPAIR
CALL FOR PROJECTS

DESCRIPTION:

Caltrans State of Good Repair (SGR) Transit Program allocates annual funds from Senate Bill No. 1 legislation to the Kern region. The Transportation Technical Advisory Committee has reviewed this item.

DISCUSSION:

The Road Repair and Accountability Act of 2017, Senate Bill (SB) 1 (Chapter 5, Statutes of 2017), signed by the governor on April 28, 2017, includes a program that will provide additional revenues for transit infrastructure repair and service improvements. This investment in public transit will be referred to as the State of Good Repair (SGR) Program. This program receives funding of approximately \$125 million annually. SGR funds are to be made available for eligible transit maintenance, rehabilitation, and capital projects.

SB1 emphasizes the importance of accountability and transparency in the delivery of California's transportation programs. Therefore, to be eligible for SGR funding, potential agencies must comply with various reporting requirements. The SGR Guidelines will describe the general policies and procedures in carrying out the reporting requirements and other statutory objectives of the Road Repair and Accountability Act of 2017.

Kern COG staff has prepared the fiscal year 2023-24 SGR Transit Program of Projects (POP) totaling \$1,547,558 (See attachment "A").

Action:

Adopt the fiscal year 2023-24 SGR Program of Projects and authorize the Chair and Executive Director to sign Resolution No. 23-14.

Attachment: Attachment "A" Fiscal year 2023-24 SGR Program of Projects

FY 2023-24 State of Good Repair Program of Projects
Kern County

Agency	Project Description	99313	99314	Total apportionment	Project Amount
Arvin	Match funds for the transit Microgrid (infrastructure).	\$35,161	\$685	\$35,846	\$35,846
California City	Farebox rehabilitation	\$22,553	\$284	\$22,837	\$22,837
Delano	Rehab/Renovate - Administrative Facility	\$81,568	\$3,081	\$84,649	\$84,649
GET	Planning/engineering & design of new Facility- Mt Vernon	\$882,844	\$64,861	\$947,705	\$947,705
Kern Transit	Purchase 2 cutaway buses	\$260,421	\$13,174	\$273,595	\$273,595
McFarland	Transit Facility	\$22,431	\$134	\$22,565	\$22,565
Ridgecrest	Build funding to purchase an Electric Transit Van	\$47,262	\$1,756	\$49,018	\$49,018
Shafter	Purshase a hybrid van	\$32,659	\$635	\$33,294	\$33,294
Taft	Replacement of Stock with Electric Bus and Related Infrastructure	\$11,407	\$3,971	\$15,378	\$15,378
Tehachapi	Rehabilitaion/Improvement of existing access to Transit Center	\$19,179	\$312	\$19,491	\$19,491
Wasco	Upgrade & Modernize CNG Fueling	\$42,829	\$351	\$43,180	\$43,180
Regional Totals		\$1,458,314	\$89,244	\$1,547,558	\$1,547,558
Regional Surplus				Regional Surplus Amt.	
				\$0	



IV. D. TPPC

August 17, 2023

TO: Transportation Planning Policy Committee

FROM: Ahron Hakimi, Executive Director

By: Irene Enriquez, Regional Planner

SUBJECT: Transportation Planning Policy Committee Consent Agenda Item: IV. D.
TRANSPORTATION DEVELOPMENT ACT ARTICLE 3 2023-24
PROGRAM OF PROJECTS

DESCRIPTION:

Kern Council of Governments, acting in the capacity as the state-designated Regional Transportation Planning Agency, administers funding for the Transportation Development Act Article 3 Program. The Transportation Technical Advisory Committee has reviewed this item.

DISCUSSION:

Article 3 funds are used to pay for bicycle and pedestrian safety programs, bicycle parking facilities, and bicycle and pedestrian travel facilities. **Approximately \$1,076,480 is available for distribution in this funding cycle.**

Standardized criteria are used to evaluate project prioritization. Bicycle parking and bicycle and pedestrian safety programs have the highest priority, with the remaining funding split 70%-30% between bicycle and pedestrian travel facilities. No more than forty (40) percent of the available annual funding allocation (\$1,076,480) shall be approved to a single claimant. Kern COG staff have reviewed the applications, verified project scoring and prepared the fiscal year 2023-24 TDA Article 3 program of projects (See Attachment "A").

Action: Approve the fiscal year 2023-24 Transportation Development Act Article 3 Program of Projects. ROLL CALL VOTE.

Attachment: Attachment "A" Fiscal year 2023-24 TDA Program of Projects

Attachment "A" TDA Article 3 Program of Projects

1st PRIORITY PROJECTS – Bike Facilities and Safety Programs		
Jurisdiction	Project	Cost
Kern County	Bike Facilities	\$21,000
Ridgecrest	Bike Facilities	\$3,000
Shafter	Bike Facilities	\$3,000
Taft	Bike Facilities	\$3,000
Wasco	Bike Facilities	\$3,000
Kern County	Bike Safety	\$22,000
Wasco	Bike Safety	\$2,000
Total		\$57,000
Balance of remaining funds		\$1,019,480
2nd PRIORITY PROJECTS – Bike Paths		
Tehachapi	Complete class II bike lane on westside of Dennison Rd. between Valley Blvd. and Pinon St.	\$212,000
Balance of remaining funds		\$807,480
3rd PRIORITY PROJECTS – Pedestrian Facility Projects		
Taft	10 th St pedestrian improvements from Supply Row to Main St. ADA ramps, curb and gutter	\$194,500
Balance of remaining funds		\$612,980
Shafter	Pedestrian improvements along Shafter Ave. between Lerdo Hwy. and James St. wheelchair ramp, cross gutters, curb, and gutter	\$157,500
Balance of remaining funds		\$455,480
Wasco	Pedestrian Improvements 11 th St. From D St. to Birch Ave. new sidewalk curb and gutter, ADA compliant ramps	\$451,000
Total amount fundable (40% restriction)		\$425,592
Total remaining project balance		\$25,408
Balance of remaining funds		\$29,888
Tehachapi	Dennison Rd. between Valley Blvd. and Pinon St new sidewalk curb and gutter ADA ramp	\$135,000
Total amount fundable		\$29,888
Total remaining project balance		\$105,112
Balance of remaining funds		\$0
Kern County/City of Bakersfield	Belle Terrace Sidewalk Project new sidewalks, fill sidewalk gaps, ADA ramps	\$750,000
Total amount fundable		\$0
Total remaining project balance		\$750,000
Total Pedestrian Facility Project Requests		\$1,688,000
Grand total of FY 2023-24 TDA-3 Project Requests		\$1,959,000



IV. E. TPPC

August 17, 2023

TO: Transportation Planning Policy Committee

FROM: Ahron Hakimi,
Executive Director

By: Angelica Banuelos,
Administrative Assistant

SUBJECT: Transportation Planning Policy Committee Consent Agenda Item: IV. E.

FY 2023-24 TDA PUBLIC TRANSIT CLAIM – CITY OF BAKERSFIELD - AMTRAK
FY 2022-23 TDA PUBLIC TRANSIT CLAIM – CITY OF DELANO
FY 2022-23 TDA PUBLIC TRANSIT CLAIM – CITY OF RIDGECREST
FY 2016-17 TDA PUBLIC TRANSIT & STREETS & ROADS CLAIMS – CITY OF CALIFORNIA CITY

DESCRIPTION:

According to California Public Utilities Code Section 99260 et seq., and Kern COG TDA Rules and Regulations, eligible organizations may submit a claim for the purpose of supporting public transit systems and streets and roads. The Cities of Bakersfield, Delano, Ridgecrest, and California City have submitted TDA claims which total \$5,113,614. The Transportation Technical Advisory Committee has reviewed this item and unanimously recommended the adoption of these claims at its August 2, 2023 meeting.

DISCUSSION:

Kern COG staff has received and reviewed the following TDA Public Transit and Streets & Roads Claims:

<u>Claimants</u>	<u>LTF</u>	<u>STAF</u>	<u>TOTAL</u>
FY 2023-24 Public Transit City of Bakersfield-Amtrak	\$681,871	\$0	\$681,871
FY 2022-23 Public Transit City of Delano	\$1,618,956	\$401,591	\$2,020,547
FY 2022-23 Public Transit City of Ridgecrest	\$1,693,088	\$202,635	\$1,895,723
FY 2016-17 Public Transit City of California City	\$15,959	\$23,723	\$39,682

FY 2016-17	\$0	\$495,791	\$495,791
Streets & Roads			
City of California City			

Regional Claims Total	\$4,009,874	\$1,123,740	\$5,113,614
------------------------------	--------------------	--------------------	--------------------

These claims have been evaluated in accordance with the following criteria: 1) Conformance with the Regional Transportation Plan; 2) Participation in the California Driver Pull Notice Program; 3) Adherence to the applicable farebox return ratio; and 4) Compliance with PUC Section 99314.6 Operations qualifying Criteria. Staff recommends approval. **TTAC unanimously recommended the adoption of these claims at its August 2, 2023 meeting.**

Action:

Adopt Resolution No. 23-15 TDA Public Transit claim for FY 2023-24 for City of Bakersfield - Amtrak for \$681,871.

Adopt Resolution No. 23-16 TDA Public Transit claim for FY 2022-23 for City of Delano for \$2,020,547.

Adopt Resolution No. 23-17 TDA Public Transit claim for FY 2022-23 for City of Ridgecrest for \$1,895,723.

Adopt Resolution No. 23-18 TDA Public Transit claim for FY 2016-17 for City of California City for \$39,682.

Adopt Resolution No. 23-19 TDA Streets & Roads claim for FY 2016-17 for City of California City for \$495,791.

Roll Call Vote.

Attachments: TDA annual estimates submitted for FY 2023-24, FY 2022-23, and FY 2016-17 Schedule "A" and Resolution Numbers 23-15, 23-16, 23-17, 23-18, and 23-19.

Kern Council of Governments
Transportation Development Act -- "Schedule A"
LTF STAF FUND ESTIMATE AND APPORTIONMENT FACTORS
FY 2016/17

Revised: March 30, 2016

Prospective Claimant	POPULATION BASIS 01/01/15	POPULATION RATIO	L.T.F. POPULATION APPORTIONMENT	S.T.A.F. POPULATION APPORTIONMENT	REVENUE BASIS	S.T.A.F. REVENUE RATIO	S.T.A.F. REVENUE APPORTIONMENT	TOTAL APPORTIONMENT
ARVIN	20,113	2.30%	\$788,322.41	\$81,868.00	\$82,801.00	1.16%	\$2,912.56	\$873,102.97
BAKERSFIELD (1)	369,505	42.26%	\$13,758,495.49	\$1,504,033.92	\$0.00	0.00%	\$0.00	\$15,262,529.41
CALIFORNIA CITY	13,165	1.51%	\$515,997.84	\$53,586.84	\$25,921.00	0.36%	\$911.78	\$570,496.47
DELANO	52,222	5.97%	\$2,046,824.10	\$212,564.54	\$127,153.00	1.78%	\$4,472.66	\$2,263,861.29
GOLDEN EMPIRE TRANS (1)	N/A	0.00%	\$0.00	\$0.00	\$5,180,220.00	72.34%	\$182,216.28	\$182,216.28
MARICOPA	1,169	0.13%	\$45,818.57	\$4,758.30	\$0.00	0.00%	\$0.00	\$50,576.87
MCFARLAND	14,037	1.61%	\$550,175.59	\$57,136.23	\$19,791.00	0.28%	\$696.16	\$608,007.98
RIDGECREST	28,419	3.25%	\$1,113,873.35	\$115,676.76	\$275,854.00	3.85%	\$9,703.27	\$1,239,253.38
SHAFTER	17,970	2.06%	\$704,328.23	\$73,145.13	\$52,932.00	0.74%	\$1,861.90	\$779,335.26
TAFT	9,456	1.08%	\$370,624.81	\$38,489.72	\$348,359.00	4.86%	\$12,253.67	\$421,368.19
TEHACHAPI	13,028	1.49%	\$510,628.17	\$53,029.20	\$5,117.00	0.07%	\$179.99	\$563,837.36
WASCO	26,130	2.99%	\$1,024,156.75	\$106,359.61	\$26,695.00	0.37%	\$939.01	\$1,131,455.36
KERN CO.-IN (1)	119,627	13.68%	\$4,454,303.84	\$486,929.99	\$0.00	0.00%	\$0.00	\$4,941,233.83
KERN CO.-OUT	189,423	21.67%	\$7,424,372.12	\$771,027.77	\$1,016,555.00	14.19%	\$35,757.72	\$8,231,157.62
METRO-BAKERSFIELD CTSA	N/A	N/A	\$958,568.39	\$0.00	\$122,805.00	0.00%	\$0.00	\$958,568.39
PROOF	N/A		\$34,266,489.66	\$3,558,606.00	\$7,284,203.00		\$251,905.00	\$38,077,000.66
TOTALS	874,264	100.00%	\$34,266,489.66	\$3,558,606.00	\$7,284,203.00	100.00%	\$251,905.00	\$38,077,000.66
KERN COG ADMINISTRATION	N/A	1.00%	\$364,113.36	\$0.00	N/A		\$0.00	\$364,113.36
KERN PEDESTRIAN/BIKEWAY	N/A	2.00%	\$720,944.45	\$0.00	N/A		\$0.00	\$720,944.45
KERN COG PLANNING (2)	N/A	3.00%	\$1,059,788.34	\$0.00	N/A		\$0.00	\$1,059,788.34
ESTIMATED TOTAL	N/A		\$36,411,335.81	\$3,558,606.00	N/A		\$251,905.00	\$40,221,846.81

NOTES:

(1) THE GOLDEN EMPIRE TRANSIT DISTRICT RETAINS CLAIMANT PRIORITY TO THE CITY OF BAKERSFIELD AND KERN-IN FUNDS.
THE CITY OF BAKERSFIELD AND COUNTY OF KERN SHALL FUND 75.54% AND 24.46% OF GET'S CLAIM, RESPECTIVELY.

(2) PURSUANT TO P.U.C. SECTION 99262, CLAIMANTS MAY DESIGNATE FUNDING FOR CONTRIBUTIONS TO THE REGIONAL PLANNING PROCESS.
SEE SCHEDULE "B" FOR THE DISTRIBUTION OF THIS AMOUNT BY AREA OF APPORTIONMENT.

Kern Council of Governments
Transportation Development Act -- "Schedule A"
LTF STAF FUND ESTIMATE AND APPORTIONMENT FACTORS
FY 2022/23

Revised: February 18, 2022

Prospective Claimant	POPULATION BASIS 01/01/21	POPULATION RATIO	L.T.F. POPULATION APPORTIONMENT	S.T.A.F. POPULATION APPORTIONMENT	REVENUE BASIS	S.T.A.F. REVENUE RATIO	S.T.A.F. REVENUE APPORTIONMENT	TOTAL APPORTIONMENT
ARVIN	22,014	2.41%	\$ 1,092,073.04	\$ 204,906.33	62,152	0.77%	\$ 4,008.00	\$ 1,300,987.36
BAKERSFIELD (1)	397,392	43.47%	\$ 18,728,174.49	\$ 3,698,924.98	0	0.00%	\$ -	\$ 22,427,099.47
CALIFORNIA CITY	14,120	1.54%	\$ 700,466.58	\$ 131,428.97	25,760	0.32%	\$ 1,661.00	\$ 833,556.55
DELANO	51,070	5.59%	\$ 2,533,486.41	\$ 475,359.59	279,451	3.45%	\$ 18,021.00	\$ 3,026,867.00
GOLDEN EMPIRE TRANS (1)	N/A	0.00%	\$ -	\$ -	5,882,508	72.68%	\$ 379,357.00	\$ 379,357.00
MARICOPA	1,142	0.12%	\$ 56,652.47	\$ 10,629.74	0	0.00%	\$ -	\$ 67,282.20
MCFARLAND	14,044	1.54%	\$ 696,696.36	\$ 130,721.56	12,106	0.15%	\$ 781.00	\$ 828,198.92
RIDGECREST	29,591	3.24%	\$ 1,467,953.72	\$ 275,433.05	159,250	1.97%	\$ 10,270.00	\$ 1,753,656.77
SHAFTER	20,448	2.24%	\$ 1,014,386.73	\$ 190,330.00	57,568	0.71%	\$ 3,713.00	\$ 1,208,429.72
TAFT	7,142	0.78%	\$ 354,301.15	\$ 66,477.74	360,169	4.45%	\$ 23,227.00	\$ 444,005.89
TEHACHAPI	12,008	1.31%	\$ 595,694.24	\$ 111,770.47	28,252	0.35%	\$ 1,822.00	\$ 709,286.71
WASCO	26,815	2.93%	\$ 1,330,241.59	\$ 249,594.04	31,839	0.39%	\$ 2,053.00	\$ 1,581,888.63
KERN CO.-IN (1)	155,357	16.99%	\$ 7,321,635.78	\$ 1,446,066.27	0	0.00%	\$ -	\$ 8,767,702.06
KERN CO.-OUT	163,050	17.84%	\$ 8,088,585.92	\$ 1,517,666.28	1,194,767	14.76%	\$ 77,049.00	\$ 9,683,301.19
METRO-BAKERSFIELD CTSA	N/A	N/A	\$ 1,371,042.65	\$ -	0	0.00%	\$ -	\$ 1,371,042.65
TOTALS	914,193	100.00%	\$ 45,351,391.13	\$ 8,509,309.00	8,093,822	100.00%	\$ 521,962.00	\$ 54,382,662.13
PROOF	914,193	100.00%	\$ 45,351,391.13	\$ 8,509,309.00	8,093,822	100.00%	\$ 521,962.00	\$ 54,382,662.13
KERN COG ADMINISTRATION	N/A	1.00%	\$ 481,900.76	\$ -	N/A	\$ -	\$ -	\$ 481,900.76
KERN PEDESTRIAN/BIKEWAY	N/A	2.00%	\$ 954,163.50	\$ -	N/A	\$ -	\$ -	\$ 954,163.50
KERN COG PLANNING (2)	N/A	3.00%	\$ 1,402,620.34	\$ -	N/A	\$ -	\$ -	\$ 1,402,620.34
ESTIMATED TOTAL	N/A		\$ 48,190,075.73	\$ -	N/A	\$ -	\$ -	\$ 57,221,346.73
			\$ 48,190,075.73					

NOTES:

(1) THE GOLDEN EMPIRE TRANSIT DISTRICT RETAINS CLAIMANT PRIORITY TO THE CITY OF BAKERSFIELD AND KERN-IN FUNDS.
THE CITY OF BAKERSFIELD AND COUNTY OF KERN SHALL FUND 71.89% AND 28.11% OF GET'S CLAIM, RESPECTIVELY.

(2) PURSUANT TO P.U.C. SECTION 99262, CLAIMANTS MAY DESIGNATE FUNDING FOR CONTRIBUTIONS TO THE REGIONAL PLANNING PROCESS.
SEE SCHEDULE "B" FOR THE DISTRIBUTION OF THIS AMOUNT BY AREA OF APPORTIONMENT.

Kern Council of Governments
Transportation Development Act -- "Schedule A"
LTF STAF FUND ESTIMATE AND APPORTIONMENT FACTORS
FY 2023/24

Revised: March 24, 2023

Prospective Claimant	POPULATION BASIS 01/01/22	POPULATION RATIO	L.T.F. POPULATION APPORTIONMENT	S.T.A.F. POPULATION APPORTIONMENT	REVENUE BASIS	S.T.A.F. REVENUE RATIO	S.T.A.F. REVENUE APPORTIONMENT	TOTAL APPORTIONMENT
ARVIN	19,639	2.16%	\$ 1,104,437.45	\$ 234,335.23	62,152	0.77%	\$ 5,101.00	\$ 1,343,873.68
BAKERSFIELD (1)	408,865	44.94%	\$ 21,843,654.33	\$ 4,878,633.03	0	0.00%	\$ -	\$ 26,722,287.36
CALIFORNIA CITY	14,952	1.64%	\$ 840,854.87	\$ 178,409.31	25,760	0.32%	\$ 2,114.00	\$ 1,021,378.18
DELANO	51,258	5.63%	\$ 2,882,593.56	\$ 611,617.46	279,451	3.45%	\$ 22,937.00	\$ 3,517,148.01
GOLDEN EMPIRE TRANS (1)	N/A	0.00%	\$ -	\$ -	5,882,508	72.68%	\$ 482,841.00	\$ 482,841.00
MARICOPA	1,018	0.11%	\$ 57,249.21	\$ 12,146.92	0	0.00%	\$ -	\$ 69,396.13
MCFARLAND	13,902	1.53%	\$ 781,806.07	\$ 165,880.56	12,106	0.15%	\$ 995.00	\$ 948,681.63
RIDGECREST	28,061	3.08%	\$ 1,578,065.04	\$ 334,827.69	159,250	1.97%	\$ 13,071.00	\$ 1,925,963.72
SHAFTER	20,486	2.25%	\$ 1,152,070.15	\$ 244,441.75	57,568	0.71%	\$ 4,725.00	\$ 1,401,236.90
TAFT	7,011	0.77%	\$ 394,277.25	\$ 83,656.21	360,169	4.45%	\$ 29,563.00	\$ 507,496.46
TEHACHAPI	12,375	1.36%	\$ 695,932.25	\$ 147,660.19	28,252	0.35%	\$ 2,319.00	\$ 845,911.44
WASCO	26,689	2.93%	\$ 1,500,907.94	\$ 318,456.79	31,839	0.39%	\$ 2,613.00	\$ 1,821,977.74
KERN CO.-IN (1)	149,088	16.39%	\$ 7,965,041.61	\$ 1,778,938.38	0	0.00%	\$ -	\$ 9,743,979.99
KERN CO.-OUT	156,469	17.20%	\$ 8,799,339.25	\$ 1,867,009.48	1,194,767	14.76%	\$ 98,068.00	\$ 10,764,416.73
METRO-BAKERSFIELD CTSA	N/A	N/A	\$ 1,568,878.73	\$ -	0	0.00%	\$ -	\$ 1,568,878.73
TOTALS	909,813	100.00%	\$ 51,165,107.72	\$ 10,856,013.00	8,093,822	100.00%	\$ 664,347.00	\$ 62,685,467.72
PROOF	909,813	100.00%	\$ 51,165,107.72	\$ 10,856,013.00	8,093,822	100.00%	\$ 664,347.00	\$ 62,685,467.72
KERN COG ADMINISTRATION	N/A	1.00%	\$ 543,676.91	\$ -	N/A	\$ -	\$ -	\$ 543,676.91
KERN PEDESTRIAN/BIKEWAY	N/A	2.00%	\$ 1,076,480.28	\$ -	N/A	\$ -	\$ -	\$ 1,076,480.28
KERN COG PLANNING (2)	N/A	3.00%	\$ 1,582,426.01	\$ -	N/A	\$ -	\$ -	\$ 1,582,426.01
ESTIMATED TOTAL	N/A		\$ 54,367,690.92	\$ -	N/A	\$ -	\$ -	\$ 65,888,050.92
			\$ 54,367,690.92					

NOTES:

(1) THE GOLDEN EMPIRE TRANSIT DISTRICT RETAINS CLAIMANT PRIORITY TO THE CITY OF BAKERSFIELD AND KERN-IN FUNDS.
THE CITY OF BAKERSFIELD AND COUNTY OF KERN SHALL FUND 73.28% AND 26.72% OF GET'S CLAIM, RESPECTIVELY.

(2) PURSUANT TO P.U.C. SECTION 99262, CLAIMANTS MAY DESIGNATE FUNDING FOR CONTRIBUTIONS TO THE REGIONAL PLANNING PROCESS.
SEE SCHEDULE "B" FOR THE DISTRIBUTION OF THIS AMOUNT BY AREA OF APPORTIONMENT.

BEFORE THE KERN COUNCIL OF GOVERNMENTS
STATE OF CALIFORNIA, COUNTY OF KERN

RESOLUTION NO. 23-15

In the matter of:

FY 2023-24 TDA PUBLIC TRANSIT CLAIM – CITY OF BAKERSFIELD - AMTRAK

WHEREAS, the Kern Council of Governments (Kern COG) has received and evaluated a claim from the above-named claimant pursuant to the Transportation Development Act (TDA) and its own rules and regulations; and

WHEREAS, Kern COG is authorized by TDA to allocate monies from the Local Transportation Fund and the State Transit Assistance Fund and direct the Kern County Auditor-Controller to disburse said monies to eligible claimants in accordance with the provisions of this resolution, and approved claim, and written Kern COG allocation instructions; and

WHEREAS, the Regional Transportation Plan (RTP), adopted by Kern COG, has established goals, objectives, and policies for the implementation of transportation systems in Kern County; and

WHEREAS, a triennial performance audit and annual financial/compliance audit of claimant's operations have been completed; and

WHEREAS, claimant's claim, submitted and on file as part of the official Kern COG records, is made a part of this resolution by this reference.

NOW, THEREFORE, BE IT RESOLVED THAT:

1. This allocation is made for the fiscal year 2023-24 to the claimant listed above and in accordance with Schedule A, attached hereto and made a part of this resolution by this reference; and
2. Kern COG hereby makes the following findings:
 - a) Claimant's proposed transit services are responding to transit needs currently not being met in the area of apportionment; and
 - b) Claimant's proposed transit services shall, if appropriate, be integrated with existing transit services; and
 - c) Claimant's proposed budget, as itemized in the claim, designate revenues and expenses conforming with the RTP; and
 - d) The ratio of fare revenue to operating costs is sufficient to enable claimant to meet the requirements of California Public Utilities Code Sections 99268.2, 99268.3, 99268.4, 99268.5, 99268.6, 99268.7, 99268.9, 99268.11, 99268.12, 99268.26, 99268.17, and 99268.19, as applicable; and
 - e) Claimant has made full use of federal funds available under the Urban Mass Transportation Act of 1964, as amended; and
 - f) The sum of claimant's allocation from the Local Transportation Fund and State Transit Assistance Fund does not exceed the amount eligible to be received during the fiscal year. Claimant may, however, be required to repay excess funds, pursuant to Title 21 California Code of Regulations Section 6735; and

- g) Kern COG has considered claims to offset unanticipated increases in fuel costs, to enhance existing transit services, to meet high priority regional sub-regional transit needs; and
 - h) Claimant has made reasonable efforts to implement the productivity improvements developed pursuant to PUC section 99244; and
 - i) Claimant is not precluded by contract from employing part-time drivers or from contracting with common carriers operating under franchise or license; and
 - j) Claimant has received certification by the California Highway Patrol within the last thirteen months indicating that the operations are in compliance with California Vehicle Code Section 1808.1.
- 3. Claimant is allocated Local Transportation Fund and State Transit Assistance fund monies in amounts not to exceed that listed on Schedule A, attached hereto and made a part of this resolution by this reference; and
 - 4. Disbursement of transit monies, allocated for the regional planning process, shall be made from claimant's Local Transportation Fund reserve accounts to the Kern COG planning account as the first priority payment; and
 - 5. Disbursement of claimant's remaining transit allocation to its local treasury shall be made as the second priority payment in mutually agreed installments; and
 - 6. The Kern County Auditor-Controller is authorized to make disbursements of Local Transportation fund monies as they become available and in accordance with written Kern COG instructions; and
 - 7. The Kern COG Executive Director is authorized to transmit a copy of this resolution to the Kern County Auditor-Controller in support of disbursements.

AUTHORIZED AND SIGNED THIS 17TH DAY OF AUGUST 2023.

AYES:

NOES:

ABSTAIN:

ABSENT:

Bob Smith, Chair
Kern Council of Governments

ATTEST:

I hereby certify that the foregoing is a true copy of a resolution of the Kern Council of Governments duly authorized at a regularly-scheduled meeting held on the 17th day of August 2023.

Ahron Hakimi, Executive Director
Kern Council of Governments

TDA-Transit–City of Bakersfield - Amtrak
Resolution 23-15
Page 2

BEFORE THE KERN COUNCIL OF GOVERNMENTS
STATE OF CALIFORNIA, COUNTY OF KERN

RESOLUTION NO. 23-16

In the matter of:

FY 2022-23 TDA PUBLIC TRANSIT CLAIM – CITY OF DELANO

WHEREAS, the Kern Council of Governments (Kern COG) has received and evaluated a claim from the above-named claimant pursuant to the Transportation Development Act (TDA) and its own rules and regulations; and

WHEREAS, Kern COG is authorized by TDA to allocate monies from the Local Transportation Fund and the State Transit Assistance Fund and direct the Kern County Auditor-Controller to disburse said monies to eligible claimants in accordance with the provisions of this resolution, and approved claim, and written Kern COG allocation instructions; and

WHEREAS, the Regional Transportation Plan (RTP), adopted by Kern COG, has established goals, objectives, and policies for the implementation of transportation systems in Kern County; and

WHEREAS, a triennial performance audit and annual financial/compliance audit of claimant's operations have been completed; and

WHEREAS, claimant's claim, submitted and on file as part of the official Kern COG records, is made a part of this resolution by this reference.

NOW, THEREFORE, BE IT RESOLVED THAT:

1. This allocation is made for the fiscal year 2022-23 to the claimant listed above and in accordance with Schedule A, attached hereto and made a part of this resolution by this reference; and
2. Kern COG hereby makes the following findings:
 - a) Claimant's proposed transit services are responding to transit needs currently not being met in the area of apportionment; and
 - b) Claimant's proposed transit services shall, if appropriate, be integrated with existing transit services; and
 - c) Claimant's proposed budget, as itemized in the claim, designate revenues and expenses conforming with the RTP; and
 - d) The ratio of fare revenue to operating costs is sufficient to enable claimant to meet the requirements of California Public Utilities Code Sections 99268.2, 99268.3, 99268.4, 99268.5, 99268.6, 99268.7, 99268.9, 99268.11, 99268.12, 99268.26, 99268.17, and 99268.19, as applicable; and
 - e) Claimant has made full use of federal funds available under the Urban Mass Transportation Act of 1964, as amended; and
 - f) The sum of claimant's allocation from the Local Transportation Fund and State Transit Assistance Fund does not exceed the amount eligible to be received during the fiscal year. Claimant may, however, be required to repay excess funds, pursuant to Title 21 California Code of Regulations Section 6735; and

- g) Kern COG has considered claims to offset unanticipated increases in fuel costs, to enhance existing transit services, to meet high priority regional sub-regional transit needs; and
 - h) Claimant has made reasonable efforts to implement the productivity improvements developed pursuant to PUC section 99244; and
 - i) Claimant is not precluded by contract from employing part-time drivers or from contracting with common carriers operating under franchise or license; and
 - j) Claimant has received certification by the California Highway Patrol within the last thirteen months indicating that the operations are in compliance with California Vehicle Code Section 1808.1.
- 3. Claimant is allocated Local Transportation Fund and State Transit Assistance fund monies in amounts not to exceed that listed on Schedule A, attached hereto and made a part of this resolution by this reference; and
 - 4. Disbursement of transit monies, allocated for the regional planning process, shall be made from claimant's Local Transportation Fund reserve accounts to the Kern COG planning account as the first priority payment; and
 - 5. Disbursement of claimant's remaining transit allocation to its local treasury shall be made as the second priority payment in mutually agreed installments; and
 - 6. The Kern County Auditor-Controller is authorized to make disbursements of Local Transportation fund monies as they become available and in accordance with written Kern COG instructions; and
 - 7. The Kern COG Executive Director is authorized to transmit a copy of this resolution to the Kern County Auditor-Controller in support of disbursements.

AUTHORIZED AND SIGNED THIS 17TH DAY OF AUGUST 2023.

AYES:

NOES:

ABSTAIN:

ABSENT:

Bob Smith, Chair
Kern Council of Governments

ATTEST:

I hereby certify that the foregoing is a true copy of a resolution of the Kern Council of Governments duly authorized at a regularly-scheduled meeting held on the 17th day of August 2023.

Ahron Hakimi, Executive Director
Kern Council of Governments

TDA-Transit-City of Delano
Resolution 23-16
Page 2

BEFORE THE KERN COUNCIL OF GOVERNMENTS
STATE OF CALIFORNIA, COUNTY OF KERN

RESOLUTION NO. 23-17

In the matter of:

FY 2022-23 TDA PUBLIC TRANSIT CLAIM – CITY OF RIDGECREST

WHEREAS, the Kern Council of Governments (Kern COG) has received and evaluated a claim from the above-named claimant pursuant to the Transportation Development Act (TDA) and its own rules and regulations; and

WHEREAS, Kern COG is authorized by TDA to allocate monies from the Local Transportation Fund and the State Transit Assistance Fund and direct the Kern County Auditor-Controller to disburse said monies to eligible claimants in accordance with the provisions of this resolution, and approved claim, and written Kern COG allocation instructions; and

WHEREAS, the Regional Transportation Plan (RTP), adopted by Kern COG, has established goals, objectives, and policies for the implementation of transportation systems in Kern County; and

WHEREAS, a triennial performance audit and annual financial/compliance audit of claimant's operations have been completed; and

WHEREAS, claimant's claim, submitted and on file as part of the official Kern COG records, is made a part of this resolution by this reference.

NOW, THEREFORE, BE IT RESOLVED THAT:

1. This allocation is made for the fiscal year 2022-23 to the claimant listed above and in accordance with Schedule A, attached hereto and made a part of this resolution by this reference; and
2. Kern COG hereby makes the following findings:
 - a) Claimant's proposed transit services are responding to transit needs currently not being met in the area of apportionment; and
 - b) Claimant's proposed transit services shall, if appropriate, be integrated with existing transit services; and
 - c) Claimant's proposed budget, as itemized in the claim, designate revenues and expenses conforming with the RTP; and
 - d) The ratio of fare revenue to operating costs is sufficient to enable claimant to meet the requirements of California Public Utilities Code Sections 99268.2, 99268.3, 99268.4, 99268.5, 99268.6, 99268.7, 99268.9, 99268.11, 99268.12, 99268.26, 99268.17, and 99268.19, as applicable; and
 - e) Claimant has made full use of federal funds available under the Urban Mass Transportation Act of 1964, as amended; and
 - f) The sum of claimant's allocation from the Local Transportation Fund and State Transit Assistance Fund does not exceed the amount eligible to be received during the fiscal year. Claimant may, however, be required to repay excess funds, pursuant to Title 21 California Code of Regulations Section 6735; and

- g) Kern COG has considered claims to offset unanticipated increases in fuel costs, to enhance existing transit services, to meet high priority regional sub-regional transit needs; and
 - h) Claimant has made reasonable efforts to implement the productivity improvements developed pursuant to PUC section 99244; and
 - i) Claimant is not precluded by contract from employing part-time drivers or from contracting with common carriers operating under franchise or license; and
 - j) Claimant has received certification by the California Highway Patrol within the last thirteen months indicating that the operations are in compliance with California Vehicle Code Section 1808.1.
- 3. Claimant is allocated Local Transportation Fund and State Transit Assistance fund monies in amounts not to exceed that listed on Schedule A, attached hereto and made a part of this resolution by this reference; and
 - 4. Disbursement of transit monies, allocated for the regional planning process, shall be made from claimant's Local Transportation Fund reserve accounts to the Kern COG planning account as the first priority payment; and
 - 5. Disbursement of claimant's remaining transit allocation to its local treasury shall be made as the second priority payment in mutually agreed installments; and
 - 6. The Kern County Auditor-Controller is authorized to make disbursements of Local Transportation fund monies as they become available and in accordance with written Kern COG instructions; and
 - 7. The Kern COG Executive Director is authorized to transmit a copy of this resolution to the Kern County Auditor-Controller in support of disbursements.

AUTHORIZED AND SIGNED THIS 17TH DAY OF AUGUST 2023.

AYES:

NOES:

ABSTAIN:

ABSENT:

Bob Smith, Chair
Kern Council of Governments

ATTEST:

I hereby certify that the foregoing is a true copy of a resolution of the Kern Council of Governments duly authorized at a regularly-scheduled meeting held on the 17th day of August 2023.

Ahron Hakimi, Executive Director
Kern Council of Governments

TDA-Transit–City of Ridgecrest
Resolution 23-17
Page 2

BEFORE THE KERN COUNCIL OF GOVERNMENTS
STATE OF CALIFORNIA, COUNTY OF KERN

RESOLUTION NO. 23-18

In the matter of:

FY 2016-17 TDA PUBLIC TRANSIT CLAIM – CITY OF CALIFORNIA CITY

WHEREAS, the Kern Council of Governments (Kern COG) has received and evaluated a claim from the above-named claimant pursuant to the Transportation Development Act (TDA) and its own rules and regulations; and

WHEREAS, Kern COG is authorized by TDA to allocate monies from the Local Transportation Fund and the State Transit Assistance Fund and direct the Kern County Auditor-Controller to disburse said monies to eligible claimants in accordance with the provisions of this resolution, and approved claim, and written Kern COG allocation instructions; and

WHEREAS, the Regional Transportation Plan (RTP), adopted by Kern COG, has established goals, objectives, and policies for the implementation of transportation systems in Kern County; and

WHEREAS, a triennial performance audit and annual financial/compliance audit of claimant's operations have been completed; and

WHEREAS, claimant's claim, submitted and on file as part of the official Kern COG records, is made a part of this resolution by this reference.

NOW, THEREFORE, BE IT RESOLVED THAT:

1. This allocation is made for the fiscal year 2016-17 to the claimant listed above and in accordance with Schedule A, attached hereto and made a part of this resolution by this reference; and
2. Kern COG hereby makes the following findings:
 - a) Claimant's proposed transit services are responding to transit needs currently not being met in the area of apportionment; and
 - b) Claimant's proposed transit services shall, if appropriate, be integrated with existing transit services; and
 - c) Claimant's proposed budget, as itemized in the claim, designate revenues and expenses conforming with the RTP; and
 - d) The ratio of fare revenue to operating costs is sufficient to enable claimant to meet the requirements of California Public Utilities Code Sections 99268.2, 99268.3, 99268.4, 99268.5, 99268.6, 99268.7, 99268.9, 99268.11, 99268.12, 99268.26, 99268.17, and 99268.19, as applicable; and
 - e) Claimant has made full use of federal funds available under the Urban Mass Transportation Act of 1964, as amended; and
 - f) The sum of claimant's allocation from the Local Transportation Fund and State Transit Assistance Fund does not exceed the amount eligible to be received during the fiscal year. Claimant may, however, be required to repay excess funds, pursuant to Title 21 California Code of Regulations Section 6735; and

- g) Kern COG has considered claims to offset unanticipated increases in fuel costs, to enhance existing transit services, to meet high priority regional sub-regional transit needs; and
 - h) Claimant has made reasonable efforts to implement the productivity improvements developed pursuant to PUC section 99244; and
 - i) Claimant is not precluded by contract from employing part-time drivers or from contracting with common carriers operating under franchise or license; and
 - j) Claimant has received certification by the California Highway Patrol within the last thirteen months indicating that the operations are in compliance with California Vehicle Code Section 1808.1.
- 3. Claimant is allocated Local Transportation Fund and State Transit Assistance fund monies in amounts not to exceed that listed on Schedule A, attached hereto and made a part of this resolution by this reference; and
 - 4. Disbursement of transit monies, allocated for the regional planning process, shall be made from claimant's Local Transportation Fund reserve accounts to the Kern COG planning account as the first priority payment; and
 - 5. Disbursement of claimant's remaining transit allocation to its local treasury shall be made as the second priority payment in mutually agreed installments; and
 - 6. The Kern County Auditor-Controller is authorized to make disbursements of Local Transportation fund monies as they become available and in accordance with written Kern COG instructions; and
 - 7. The Kern COG Executive Director is authorized to transmit a copy of this resolution to the Kern County Auditor-Controller in support of disbursements.

AUTHORIZED AND SIGNED THIS 17TH DAY OF AUGUST 2023.

AYES:

NOES:

ABSTAIN:

ABSENT:

Bob Smith, Chair
Kern Council of Governments

ATTEST:

I hereby certify that the foregoing is a true copy of a resolution of the Kern Council of Governments duly authorized at a regularly-scheduled meeting held on the 17th day of August 2023.

Ahron Hakimi, Executive Director
Kern Council of Governments

TDA-Transit–City of California City
Resolution 23-18
Page 2

BEFORE THE KERN COUNCIL OF GOVERNMENTS
STATE OF CALIFORNIA, COUNTY OF KERN

RESOLUTION NO. 23-19

In the matter of:

FY 2016-17 TDA STREETS AND ROADS CLAIM – CITY OF CALIFORNIA CITY

WHEREAS, The State of California has declared that public transportation is an essential component of a balanced transportation system and that it is desirable that public transportation systems be designed and operated so as to encourage maximum utilization of the service for the benefit of all the people of the state, including the elderly, handicapped, youth, and citizens of limited means of the ability to freely utilize the system (Section 99220, Public Utilities Code (PUC); and

WHEREAS, The Mills-Alquist-Deddeh Act, also known as the Transportation Development Act (TDA), established public funding for the support of public transportation systems and other purposes consistent with the Act, including local streets and roads, and facilities provided for exclusive use by pedestrians and bicycles (Section 99400(a) PUC); and

WHEREAS, The Kern Council of Governments (Kern COG), as the designated Regional Transportation Planning Agency, is required to ensure that the following factors are identified and considered prior to the allocation of TDA funds for street and road claims or any other purposes not directly related to public transportation services (Section 99401.5, PUC):

1) Size and location of identifiable groups likely to be dependent upon transit, including but not necessarily limited to, the elderly, the handicapped and the poor; 2) Adequacy of existing public transportation services; and 3) Potential alternative public transportation and specialized transportation services, and service improvement that would meet travel demand; and

WHEREAS, Kern COG is further required to hold a public hearing to receive testimony identifying or commenting on unmet transit needs within the jurisdiction of claimants that might be reasonable to meet by establishing or contracting for new public transportation or specialized transportation services or expanding existing services (Section 99238.5, PUC); and

WHEREAS, The Regional Transportation Plan (RTP), adopted by Kern COG, established goals, objectives, and policies for the implementation of public transportation systems in Kern County, and public testimony received at public hearings, evidence Kern COG's efforts to identify transportation needs pursuant to Section 99238.5, PUC; and

WHEREAS, The RTP, adopted by Kern COG, established goals, objectives, and policies for the implementation of public transportation systems in Kern County; and

WHEREAS, Claimant has filed a claim for street and road funds pursuant to Public Utilities Code Article 8 Section 99400(a); and

WHEREAS, Kern COG, in accordance with the relevant provisions of the TDA and its own rules and regulations, has received and evaluated Claimant's Article 8 street and road claim consistent with the provisions of Section 99400(a), Article 8 of the PUC, and Section 99313.3, Article 6.5 of the PUC; and

WHEREAS, Pursuant to Section 99238.5, PUC, Kern COG has held a public hearing to receive testimony identifying and commenting on unmet transit needs within the jurisdiction of claimant; and

WHEREAS, the proposed projects are consistent with claimant's projected TDA revenues and the Regional Transportation Plan; and

WHEREAS, Claimant proposes to use the funds for projects shown on the claim submitted by claimant and filed in the Kern COG office.

NOW, THEREFORE, BE IT RESOLVED THAT:

1. The Council, after consideration of all available information, including the RTP, the Kern COG transportation needs studies, and testimony received at public hearings, finds that:
 - a) There are no unmet transit needs that are reasonable to meet within the jurisdiction of claimants. No additional unmet transit needs have been identified which can support a public transit service which meets the legally-required farebox recovery ratio (21 Cal. Admin. Code Section 6633.2-6633.9); and b) this claim on the Local Transportation Fund (LTF) for Article 8 is consistent with the RTP.
2. This claim is approved, subject to the following conditions:
 - a) Claimant is herein allocated the LTF and STAF funds available for apportionment shown on Attachment "A," plus any interest and balance from prior years, for use on projects also shown on Attachment "A"); b) Before any streets and roads payments are made to claimant under Articles 8 or 6.5, those allocations approved by this Council for transit, Articles 4 and 6.5, shall be credited to claimant's transit reserve account in trust fund #24075, Article 8, and #24076, Article 6.5; and c) Remaining Article 8 and 6.5 funds shall be credited to and retained in claimant's non-transit streets and roads reserve account in trust fund #24075 and #24076 and shall be transferred or disbursed to claimant in accordance with Attachment "A" of this resolution and written instructions for disbursement issued by Kern COG staff.
3. The Chairman and Executive Director of Kern COG are hereby authorized to perform any and all acts necessary to accomplish the purpose of this resolution, including the submission of allocation instructions to the Kern County Auditor-Controller pursuant to 21 California Administrative Code, Section 6659.

AUTHORIZED AND SIGNED THIS 17th DAY OF AUGUST 2023.

AYES:

NOES:

ABSTAIN:

ABSENT:

ATTEST:

Bob Smith, Chair
Kern Council of Governments

I hereby certify that the foregoing is a true copy of a resolution of the Kern Council of Governments duly authorized at a regularly-scheduled meeting held on the 17th day of August 2023.

Date:


Ahron Hakimi, Executive Director
Kern Council of Governments

Res. 23-19
TDA- S&R California City
Page 2

August 17, 2023

TO: Transportation Planning Policy Committee (TPPC)

FROM: Ahron Hakimi
Executive Director

BY: Rob Ball, Deputy Director/Planning Director 
Rochelle Invina, Regional Planner
Linda Urata, Regional Planner
Vincent Liu, Regional Planner
Irene Enriquez, Regional Planner

SUBJECT: Transportation Planning Policy Committee Consent Agenda Item: IV. F.
SUSTAINABLE COMMUNITY GRANTS/COG ASSISTANCE REQUESTS AND
FEEDBACK MONITORING DATA - **EMAIL REQUESTS DUE TO KERN COG FRIDAY,
SEPTEMBER 29, 2023**

DESCRIPTION:

The 2022 Regional Transportation Plan (RTP)/Sustainable Communities Strategy (SCS) includes a strategy to provide sub regional feedback on SB 375 travel reduction goals and provide technical assistance and grant writing assistance to help sub areas of the County that need it most. This is an annual process reviewed by the TTAC and RPAC.

DISCUSSION:

A new 2-part strategy was proposed in the 2014 RTP/SCS, and continued in subsequent cycles, to help our member agencies voluntarily monitor their progress toward the region's air emission goals. The strategy also helps member agencies develop projects that will better compete for funding under policies that emphasizes sustainability. Kern COG provides monitoring data along with technical assistance and grant writing assistance. The data provides sub-regional monitoring feedback and helps prioritize assistance using the regional travel model as part of this process.

COG Technical Assistance

The 2014 RTP was the first to contain an SCS as required by the state Climate Protection Act of 2008 (SB 375). Kern COG began work with member agencies on developing more sustainable projects and strategies immediately after the adoption of the 2008 Kern Regional Blueprint.

Since 2009, Kern COG has awarded over \$500,000 in technical assistance grants and/or staff time support to provide member agencies with resources to identify and implement projects that would further the goals of the 2008 Kern Regional Blueprint and now the SCS. Available funding for Kern COG technical assistance grants, and staff time support to assist member agencies in applying for the numerous grant resources varies from year to year based on need and resource availability. This program has helped fund:

- In kind staff-time match for sustainable community planning grants for modeling/public outreach
- Regional travel demand modeling and GIS mapping support
- community bike and complete street plans
- community visioning/design workshops
- 2D/3D community visualizations

- transportation impact fee programs
- general plan circulation element updates
- Early transportation project development planning studies

Member Agencies Email Sustainable Community Planning/Project Development Ideas to Kern COG by Friday, September 29, 2023 - Under this Kern COG local government assistance program, staff can recommend that technical assistance resources be prioritized for agencies with the greatest potential need (see monitoring section below). Agencies must request technical assistance in writing by September 29, 2023 for consideration. Requests may be made by email and should include a brief preliminary scope and budget regarding the planning level work needed. Agencies are encouraged to contact COG staff for assistance in developing the request for sustainable community strategy implementation and planning funds. Staff will provide assistance to member agencies in deciding which grant resources (see attachment 1) are most appropriate and effective. Please contact Rob Ball - 661-635-2902, rball@kerncog.org or Irene Enriquez - 661-635-2904, ienriques@kerncog.org.

Member Agencies Provided with Free Access to GrantFinder.com - Kern COG has secured GrantFinder software licenses on behalf of its member agencies, and local public transit agencies for the period ending March 30, 2024, which may be extended. GrantFinder (<http://grantfinder.com>) is a real-time database of federal, state, and private grant opportunities tailored to municipalities and nonprofits. The program allows users to tailor their grant searches to their needs. To receive access, the member agency may designate up to two users on the attached form and return it to Linda Urata, Regional Planner. Currently all member agencies have access except for the cities of Shafter and Tehachapi. GrantFinder training is available by request; Program contact: Linda at 661-635-2904 or lurata@kerncog.org or Susanne Campbell scampbell@kerncog.org.

Prioritized Funding Policy for More Sustainable Projects - In November 2012 and most recently updated in April 2021, the Kern COG Board adopted the new project delivery policies and procedure (<https://www.kerncog.org/policies/>) to assist the region in promoting projects that better match the goals of the RTP/SCS. Dependent on the funding category, the procedure provides points for ranking projects for future funding. Up to half of the points go to projects that promote more sustainable/livable communities and lower air emissions. Since this policy and procedure update, Kern COG has funded park & ride facilities in California City and South Bakersfield, the Golden Empire Transit District has implemented a new/more convenient bus rapid transit, express bus and On Demand microtransit network, and the City of Tehachapi has adopted the first city-wide "form-based-code" General Plan in California. These types of projects are proliferating in the region in part because of the Kern COG adopted project delivery policies.

Monitoring Data Feedback

The table in Attachment 2 shows the latest modeling of auto Vehicle Miles Traveled (VMT) per person (household population + employment by place of work) from the most recently adopted RTP. The total shows a 2.6 percent decrease in VMT between 2020 and 2022. All regions show lower VMT per capita household population + employment by 2046 compared to 2020 except for Greater Taft, Arvin and Tehachapi.

This technical and grant writing assistance program RTP strategy will continue to be funded as planning funds and grants are available. Subject to the Board's direction, Kern COG resources may be prioritized to communities that may be showing difficulty in making progress towards reducing emissions and passenger vehicle travel. Grants and incentives are subject to state and federal funding requirements.

ACTION: Information. Technical/grant writing and other assistance email requests from member agencies are due to Kern COG by 5 p.m. Friday, September 29, 2023.

Attachments:

- Attachment 1 – Kern Sustainable Community Grant Resources – August 2023
- Attachment 2 – Kern 2022 RTP/SCS Change in Daily Auto Miles Traveled
- Attachment 3 - Kern Sub Area Index and Vehicle Miles Traveled Maps

Attachment 1

Kern Sustainable Community Grant Resources–August 2023

Local Programs

Kern COG Technical Assistance Program – Email Request to Rob Ball rball@kerncog.org due by Friday, 5PM September 29, 2023 by 5 p.m.

Requests may be made by email and should include a draft scope, budget, and timeline regarding the planning need. Agencies are encouraged to contact COG staff for assistance in developing the request for planning resources and strategizing which sources are most appropriate. Awards are subject to available funding, need, and past geographic distribution of past awards. The awards will be used in developing the programming for next fiscal year's Kern COG Overall Work Program. Past awards have included:

- Travel modeling and GIS mapping support technical support
- In-kind staff time in data collection/outreach to help match a sustainable planning grant
- Grant writing assistance
- Community bike and complete street plans
- Community visioning/design workshops
- Transportation impact fee programs
- General plan circulation element updates
- Transportation project development planning studies

Kern COG GrantFinder Software Licenses - Kern COG maintains a license with Lexipol for GrantFinder Software. Member agencies can have up to two users for this software. In Q1 2023-24, Kern COG will contact the member agencies to renew authorization of the member agency software-user contacts. License holders may receive technical support from Lexipol. Contact Linda Urata urata@kerncog.org, Susanne Campbell scampbell@kerncog.org or Irene Enriquez ienriques@kerncog.org for more information.

Kern COG Online Resources

To support grant applications Kern COG posts regional plans, resources and toolkits on the Kern COG website www.kerncog.org. For example:

- **2022 Regional Transportation Plan Chapter 4 - Sustainable Communities Strategy** provides projects and strategies for implementing Kern efforts to reduce GHG emissions from passenger vehicles. <https://www.kerncog.org/2022-rtp/>
- **2019 EV Charging Station Installation Resources List**, and the 2019 EV Charging Station Blueprint to its website. Kern COG will produce a 2024 EV Charging Station Blueprint in the coming year.: https://www.kerncog.org/wp-content/uploads/2022/06/EVCS_Toolkit_Resources_202206.pdf
- **2023 Kern Medium-Duty and Heavy-Duty Zero-Emission Vehicle Infrastructure Blueprint** featured five high-impact sites which may serve as examples to follow. The five sites may be eligible for a new CEC funding program to be launched in Q2 or Q3. The Blueprint is posted here: https://www.kerncog.org/wp-content/uploads/2023/04/2023_MD-HD_ZEV_Infrastructure_Blueprint.pdf
- **2018 Kern Regional Active Transportation Plan** provides eligible bike and pedestrian projects for all jurisdictions in Kern. <https://www.kerncog.org/bicycle-plans/>

- **2020 Kern County Rural Alternative Transportation Plan** provides transit ZEV projects for all outlying jurisdictions in Kern <https://www.kerncog.org/public-transportation/>

San Joaquin Valley Air Pollution Control District

Grants and Incentive Programs - <http://valleyair.org/grants/> - Some applications accepted year-round.

- **Bike Paths** provides funds to establish bicycle infrastructure such as Class I or Class II bicycle paths
- **E-Mobility Commerce** provides funds to develop or expand electronic telecommunication services
- **Public Benefit** provides funds to purchase new, alternative-fuel vehicles and infrastructure and develop advanced transit and transportation systems
- **Charge Up!** Provides funds for businesses and public agencies to purchase and install electric vehicle chargers for public use.
- **Plug in Electric Vehicle Resources Center** provides information about plug-in electric vehicles including available incentive funding, charging infrastructure and locations, and the district's activities to increase and sustain electric vehicles in the Valley
- **Public Transportation Subsidy and Park & Ride Lots** provides funds to subsidize transportation passes for bus, shuttle and commuter rail services. Funds are also available for the construction of park and ride lots
- **Public Agency Programs: Click the tab to learn more about Emergency Vehicle Replacement Program, Alternate Fuel Mechanic Training - Heavy Duty Waste Haulers - School Bus Programs**
- **AB 836 Wildfire Smoke 'Clean Air Centers'** check the website to learn if the program funding is available in late summer or fall 2023
- **AB 617 Programs exist in Arvin and Shafter.** Funding will be directed by a Community Emission Reduction Program. Currently no information on another round of community selection.

Eastern Kern Air Pollution Control District

DMV Grant and Voucher Program – Contact: 661-862-5250.

NOTE: Some grant funds are distributed annually. Check the website.

http://www.kernair.org/Main_Pages/grants.html

- **DMV Vehicle Voucher Program** is currently closed for 2023
 - \$4,000 funding available for the purchase of a Zero Emission Vehicle (ZEV) with an EPA Smog Score of 10
 - \$2,000 funding available for the purchase of a Partial Zero Emission Vehicle (PZEV) with an EPA Smog Score of 8 or 9
- **DMV Grant Program (\$50k max. per project)** Projects include: Paving Dirt Roads to reduce fugitive dust emissions caused by vehicle travel, Installation of EV Charging Station or CNG refilling stations, Alternative Fuel Mechanics Training, Public Education Courses, and Innovative Vehicle-Related Emission Reduction Proposals accepted. **Applications opened annually. 2023 program closed March 9, 2023. Check the website in late 2023 for the next round of funding.**

Kern County Air Pollution Mitigation Fund for projects designed to reduce particulate or ozone air pollution in Kern and is administered by the Rose Foundation for Sierra Club. <https://rosefdn.org/kern-county-air-pollution-mitigation-fund>

State Programs

UpLift California Resource Guide – <http://upliftca.org/resource-finder/> Whether you're a community group looking to plant trees or expand clean transit, or a family looking to cut your electricity bill, find electric car rebates or get help with energy conservation, find out how California's climate investments can help you. UpLiftCA was created by The Greenlining Institute in partnership with several organizations involved in finding solutions for the impacts from air pollution and climate change on California's underserved communities.

Caltrans

- **Transportation Planning Resources** – <https://dot.ca.gov/programs/transportation-planning>
- **Sustainable Transportation Planning Grants FY 2023-2024** – Currently closed. Applications scheduled released in January 12, 2023 with a due date March 9, 2023. <https://dot.ca.gov/programs/transportation-planning/division-of-transportation-planning/regional-and-community-planning/sustainable-transportation-planning-grants>
- **Active Transportation Program (ATP)**-- <https://dot.ca.gov/programs/local-assistance/fed-and-state-programs/active-transportation-program> The California Transportation Commission (CTC) ATP Cycle 6 Call for Projects closed on March 16-17, 2022, and closed on June 15, 2022. For MPO-directed funding, the Kern COG process follows the statewide application process, using that process to score projects for Kern COG consideration. Kern COG announces the ATP Cycle funding to its member agencies via email and in technical advisory committee meetings. There is no schedule for Cycle 7 at this time.

Strategic Growth Council (SGC)

- **Affordable Housing and Sustainable Communities (AHSC)** Program make it easier for Californians to drive less by making sure housing, jobs, and key destinations are accessible by walking, biking, and transit. AHSC Round 7 application deadline was April 4, 2023. Awards were adopted August 7, 2023. <https://sgc.ca.gov/programs/ahsc/>
- **Transformative Climate Communities (TCC)** Program empowers the communities most impacted by pollution to choose their own goals, strategies, and projects to reduce greenhouse gas emissions and local air pollution. The SGC Round 5 application process closed on August 3, 2023, with awards scheduled to be approved by December 14, 2023. The TCC Program does not currently have funding allocated a sixth round of awards. <https://sgc.ca.gov/programs/tcc/>

California Housing and Community Development Department

- The California Department of Housing and Community Development (HCD) has a list of housing programs that currently have funding available: <https://www.hcd.ca.gov/grants-and-funding>
- Super NOFA-Announced May 2023 and closed July 12, 2023, combined four programs into one application: Multifamily Housing Program (MHP), Infill Infrastructure Grant (IIG) Program, Veteran's Housing and Homelessness Prevention (VHHP) Program, and Joe Serna, Jr. Farmworker Housing Grant (FWHG) Program.

California Natural Resources Agency - <https://resources.ca.gov/grants>

The California Natural Resources Agency Bonds and Grant unit administers various programs. They offer listserv registration for some program notifications. For instance, the Environmental Enhancement and Mitigation Program is an annual program (solicitation closed for 2023) offering grants to local, state and federal governmental agencies and to nonprofit organizations for projects to mitigate the environmental impacts caused by new or modified public transportation facilities. Visit the website to obtain information about the various programs (including an extensive 43-page list of “other” funding programs), project eligibility requirements and application due dates.

California Air Resources Board – <https://www.arb.ca.gov/ba/fininfo.htm>

Air Pollution Incentives, Grants and Credit Programs - Multiple granting programs. Visit the website to obtain project eligibility requirements and application due dates. It is recommended to join relevant listservs.

California Energy Commission - <https://www.energy.ca.gov/funding-opportunities>

The California Energy Commission offers a variety of funding opportunities to advance the state’s transition to clean energy and transportation through innovation, efficiency, and the development and deployment of advanced technologies. It is recommended to join relevant listservs.

Federal Programs

Federal Funding Opportunities: Visit the Federal grants portal and create an account using your agency’s Unique Entity Identifier (UEI). <https://www.grants.gov/>

United States Department of Energy | Energy Efficiency & Renewable Energy

|Alternative Fuels Data Center - Alternative Fuels Data Center:

<https://afdc.energy.gov/states/ca>

[California Transportation Data for Alternative Fuels and Vehicles:](https://afdc.energy.gov/states/ca) - Find transportation data and information about alternative fuels and advanced vehicles in California, including laws and incentives, fueling stations, fuel prices, and more.(
https://afdc.energy.gov/laws/state_summary?state=ca)

Federal Highways Administration | Bipartisan Infrastructure Law

- **Rebuilding American Infrastructure with Sustainability and Equity (RAISE)** provides grants for surface transportation infrastructure projects that will have a significant local or regional impact (aka Local and Regional Project Assistance). <https://www.transportation.gov/RAISEgrants>
- **Nationally Significant Multimodal Freight and Highway Projects (INFRA)** provides grants for multimodal freight and highway projects of national or regional significance. <https://www.transportation.gov/grants/infra-grants-program>
- **National Infrastructure Project Assistance Program (MEGA)** provides grants to surface transportation infrastructure that are too large or complex for traditional funding programs that will have a significant national or regional impact. <https://www.transportation.gov/grants/mega-grant-program>
- **Rural Surface Transportation Grant Program** provides grants for projects to improve and expand the surface transportation infrastructure in rural areas to increase connectivity, improve the safety and reliability of the movement of people

and freight, and generate regional economic growth and improve quality of life.

<https://www.transportation.gov/grants/rural-surface-transportation-grant>

- **Safe Streets and Roads for All** provides grants to support local initiatives to prevent transportation-related death and serious injury on roads and streets (commonly referred to as “Vision Zero” or “Toward Zero Deaths” initiatives).
<https://www.transportation.gov/SS4A>
- **Bridge Investment Program** provides grants for projects to improve the condition of bridges and culverts and the safety, efficiency, and reliability of the movement of people and freight over bridges. <https://www.fhwa.dot.gov/bridge/bip/index.cfm>
- **Reconnecting Communities Pilot Program – Planning Grants** provides grants for feasibility studies and other planning activities for projects to restore community connectivity by removing, retrofitting, or mitigating highways or other transportation facilities that create barriers to community connectivity, including to mobility, access, or economic development. <https://www.transportation.gov/grants/reconnecting-communities>
- **Reconnecting Communities Pilot Program — Capital Construction Grants** provides grants for projects to restore community connectivity by removing, retrofitting, or mitigating highways or other transportation facilities that create barriers to community connectivity, including to mobility, access, or economic development. <https://www.transportation.gov/grants/reconnecting-communities>
- **Promoting Resilient Operations for Transformative, Efficient, and Cost-saving Transportation (PROTECT) Discretionary Grants** provides grants for activities that enable communities to address vulnerabilities to current and future weather events, natural disasters, and changing conditions, including sea level rise, and plan transportation improvements and emergency response strategies to address those vulnerabilities. <https://www.fhwa.dot.gov/environment/protect/discretionary/>
- **Tribal High Priority Projects Program** provides grants to Indian Tribes or a governmental subdivision of an Indian Tribe whose annual allocation of funding received under the Tribal Transportation Program is insufficient to complete the highest priority project of the Tribe, or to any Tribe that has an emergency or disaster occur on a Tribal transportation facility that renders the facility impassible or unusable. <https://www.whitehouse.gov/wp-content/uploads/2022/05/BUILDING-A-BETTER-AMERICA-V2.pdf#page=55>
- **National Electric Vehicle Infrastructure (NEVI) Set-aside Discretionary Grant** provides 10 percent set-aside each fiscal year to provide grants to provide additional assistance to strategically deploy EV charging infrastructure.
www.fhwa.dot.gov/bipartisan-infrastructure-law/nevi_formula_program.cfm
- **Charging and Fueling Infrastructure Grants Program (Community Charging)** provides grants for projects to develop electric vehicle charging and hydrogen, propane, and natural gas fueling infrastructure access along alternative fuel corridors throughout the country, including in rural areas, low- and moderate-income neighborhoods, and communities with a low ratio of private parking spaces to households or a high ratio of multiunit dwellings to single family homes.
<https://www.whitehouse.gov/wp-content/uploads/2022/05/BUILDING-A-BETTER-AMERICA-V2.pdf#page=144>
- **Nationally Significant Federal Lands and Tribal Projects (NSFLTP) Program** provides grants to Tribes and Federal land management agencies to complete projects that will provide substantial benefits to their communities or parklands.
<https://highways.dot.gov/federal->

[lands/programs/significant?_gl=1*v0k1gl*_ga*OTc5MTQ3MDczLjE2ODk3ODY3NzM.*_ga_VW1SFWJKBB*MTY4OTc5MDA4Ni4yLjEuMTY4OTc5MDA4OS4wLjAuMA..](#)

- **Wildlife Crossings Pilot Program** provides grants to support projects that seek to reduce the number of wildlife-vehicle collisions, and in carrying out that purpose, improve habitat connectivity for terrestrial and aquatic species.
<https://www.whitehouse.gov/wp-content/uploads/2022/05/BUILDING-A-BETTER-AMERICA-V2.pdf#page=133>
- **National Culvert Removal, Replacement, and Restoration Grants** provides grants to fund projects for the replacement, removal, and repair of culvert or weirs that would meaningfully improve or restore fish passage for anadromous fish.
<https://www.fhwa.dot.gov/engineering/hydraulics/culverthyd/aquatic/culvertaop.cfm>
- **Advanced Transportation Technologies and Innovative Mobility Deployment** (also known as Advanced Transportation Technology and Innovation (ATTAIN) Program) provides grants to deploy, install, and operate advanced transportation technologies to improve safety, mobility, efficiency, system performance, intermodal connectivity, and infrastructure return on investment.
https://ops.fhwa.dot.gov/bipartisan-infrastructure-law/index.htm?_gl=1*1oyfn7h*_ga*OTc5MTQ3MDczLjE2ODk3ODY3NzM.*_ga_VW1SFWJKBB*MTY4OTc5MDA4Ni4yLjEuMTY4OTc5MDM4My4wLjAuMA..
- **Accelerated Innovation Deployment (AID) Demonstration Program** provides grants to support the pilot/demonstration of innovations on projects, in areas such as planning, financing, operations, pavements, structures, materials, environment, and construction. <https://www.fhwa.dot.gov/innovation/grants/>

Note that the above listing of programs are not comprehensive and are subject to change. The listing is intended as an example resource guide of programs that can help implement the Kern region's Sustainable Communities Strategy.

Attachment 2 – How Sub Areas of Kern County are Doing on Reducing Vehicle Miles Traveled.

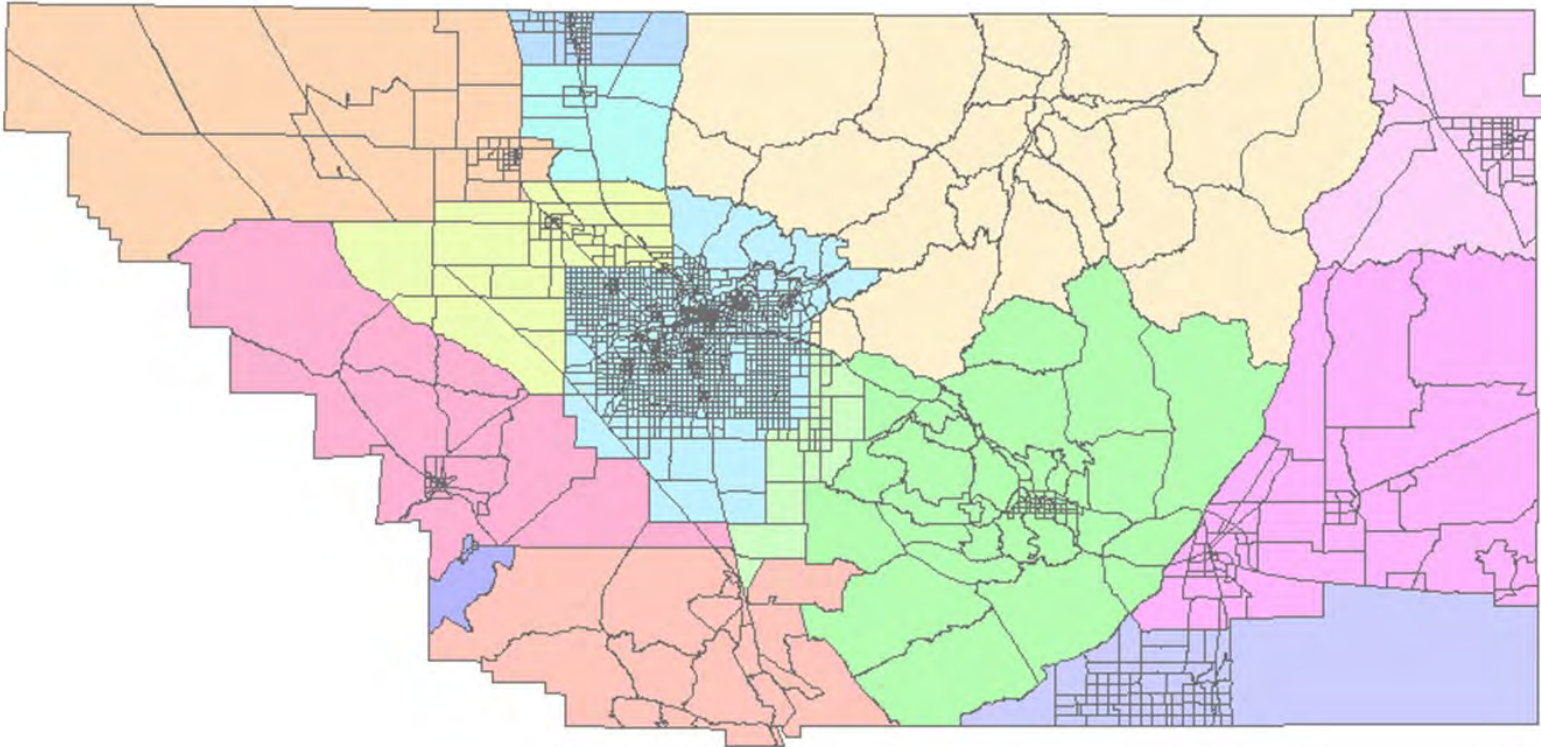
2022 RTP Change in Daily Auto Miles Traveled Compared to the Old Plan

		RSA VMT			Persons = Household Population + Employment (by place of work)			Auto Miles Traveled/Person			% Change from Base 2020		Progress Compared to Old Plan
		2020	2046 Old Plan	2046 Plan	2020	2046 Old Plan	2046 Plan	2020	2046 Old Plan	2046 Plan	2046 Old	2046 Plan	
(miles)			(persons)			(miles/person)			(percent)				
1	Greater Taft	1,139,077	1,459,016	1,447,492	27,496	33,334	33,221	41.43	43.77	43.57	5.7%	5.2%	-0.5%
2	Greater McFarland	895,810	1,013,188	1,016,217	25,972	32,597	32,426	34.49	31.08	31.34	-9.9%	-9.1%	0.7%
3	Greater Wasco	1,477,836	1,804,142	1,771,176	38,691	53,046	52,749	38.20	34.01	33.58	-11.0%	-12.1%	-1.1%
4	Greater Tehachapi	1,588,962	1,966,921	1,920,689	40,884	54,914	54,224	38.87	35.82	35.42	-7.8%	-8.9%	-1.0%
5	Greater Bakersfield	15,674,973	19,140,950	19,128,176	792,093	1,011,853	1,016,113	19.79	18.92	18.82	-4.4%	-4.9%	-0.5%
6	Greater Cal City/Mojave	1,054,411	1,397,478	1,365,859	25,727	40,094	38,396	40.99	34.86	35.57	-15.0%	-13.2%	1.8%
7	Greater Lake Isabella	769,798	880,509	727,855	19,215	23,285	21,160	40.06	37.81	34.40	-5.6%	-14.1%	-8.5%
8	Greater Ridgecrest	775,055	802,517	736,566	49,742	58,629	58,265	15.58	13.69	12.64	-12.2%	-18.9%	-6.7%
9	Greater Frazier Park	955,022	2,570,839	3,468,996	13,788	46,682	65,164	69.26	55.07	53.24	-20.5%	-23.1%	-2.7%
10	Greater Shafter	2,173,354	3,022,792	3,057,541	47,887	73,573	73,203	45.39	41.09	41.77	-9.5%	-8.0%	1.5%
11	Greater Arvin	1,011,263	1,290,470	1,226,085	30,692	37,201	35,672	32.95	34.69	34.37	5.3%	4.3%	-1.0%
12	Greater Delano	1,626,396	1,720,906	1,703,981	63,266	72,919	72,297	25.71	23.60	23.57	-8.2%	-8.3%	-0.1%
13	Greater Maricopa	204,836	203,423	197,277	1,625	1,636	1,628	126.05	124.34	121.16	-1.4%	-3.9%	-2.5%
14	Greater Rosamond	870,768	966,958	977,382	32,894	41,336	42,061	26.47	23.39	23.24	-11.6%	-12.2%	-0.6%
	Total / Average:	30,217,561	38,240,107	38,745,291	1,209,973	1,581,100	1,596,578	24.97	24.19	24.27	-3.2%	-2.8%	0.3%
16	Gateway Travel	9,085,626	9,971,386	10,338,693									
	All Travel	39,303,187	48,211,493	49,083,984									

Note that this reporting is voluntary and for advisory purposes only. Future year values are estimated based on the latest land use assumptions and are updated every four years. These assumptions can vary widely from year to year based on recent changes in the local development activity and other variables. Although average travel per person includes areas outside each sub area (see spider diagram maps below), they do not include travel outside the county, possibly skewing the results of sub areas nearer the edge of the County. The analysis shows that Bakersfield and Ridgecrest have the lowest travel per person possibly because these regions are fairly self-contained having sufficient amenities such as hospitals. The 2022 RTP/SCS is the first to be accepted in the San Joaquin Valley by the California Air Resources Board and demonstrates that Kern is on track to make state GHG targets for passenger vehicle travel if fully implemented.

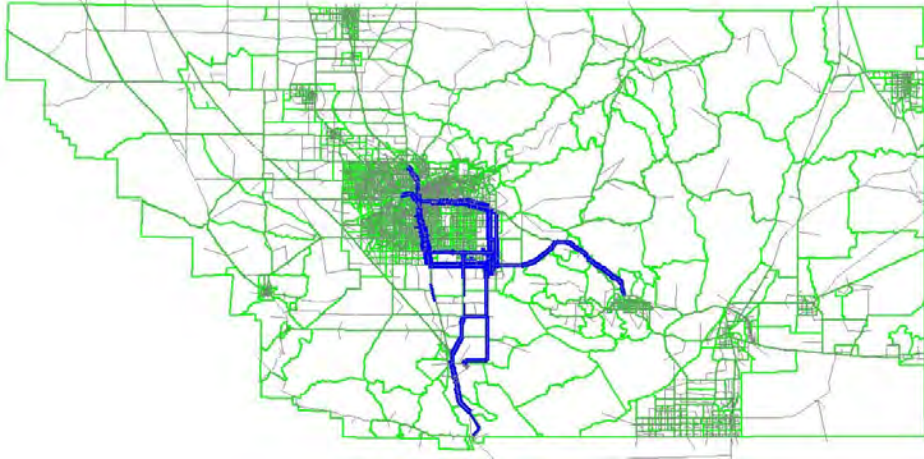
Attachment 3 – Map of Sub Areas

Transportation Analysis Zones (TAZs) by Regional Statistical Areas (RSAs)

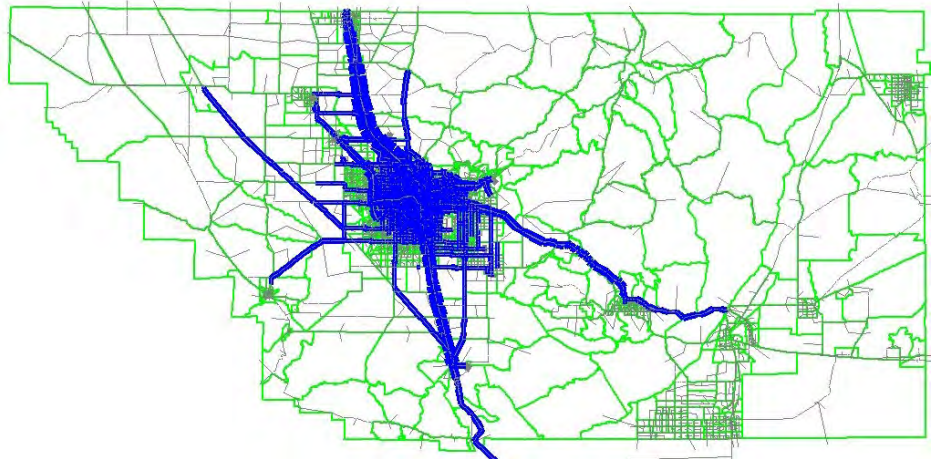


- | | | | |
|-------------------------|-----------------------|--------------------|-------------------|
| Greater Arvin | Greater Frazier Park | Greater Ridgecrest | Greater Taft |
| Metro Bakersfield | Greater Lake Isabella | Greater Rosamond | Greater Tehachapi |
| Greater Cal City/Mojave | Greater Maricopa | Greater Shafter | Greater Wasco |
| Greater Delano | Greater McFarland | | |

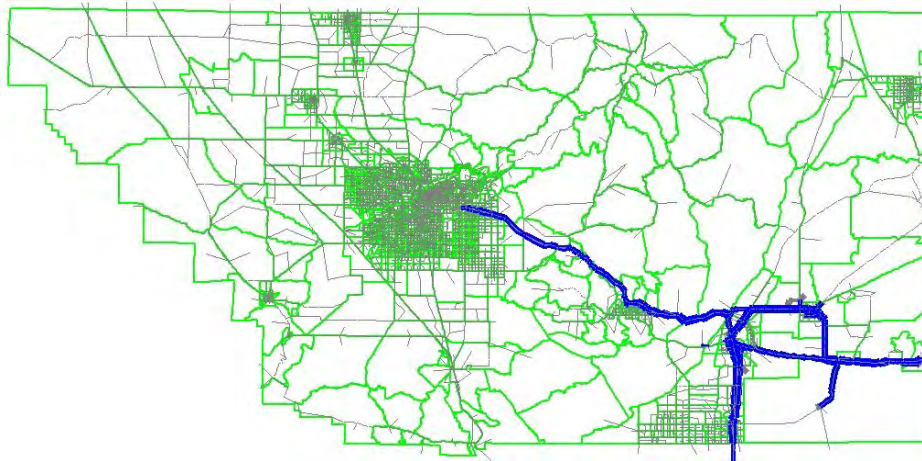
Greater Arvin



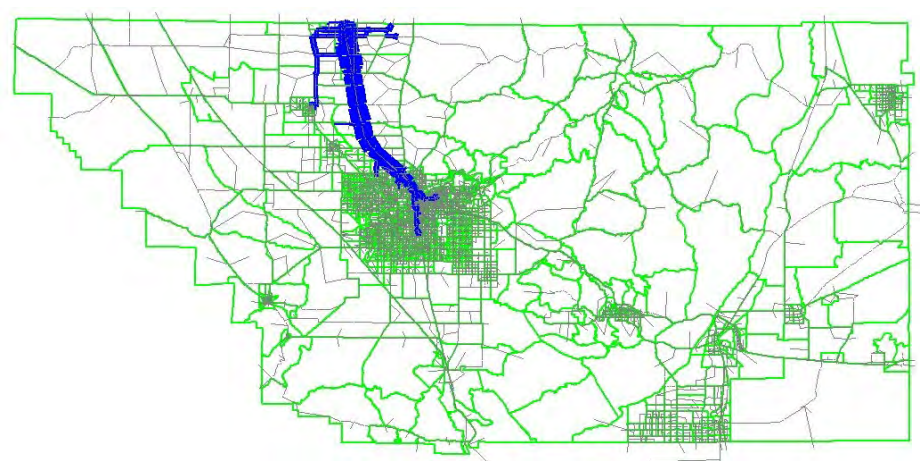
Greater Bakersfield



Greater California City / Mojave

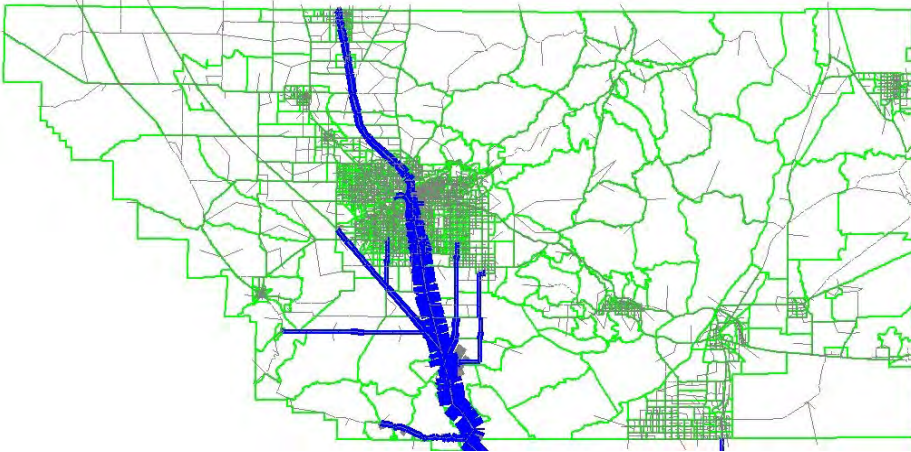


Greater Delano

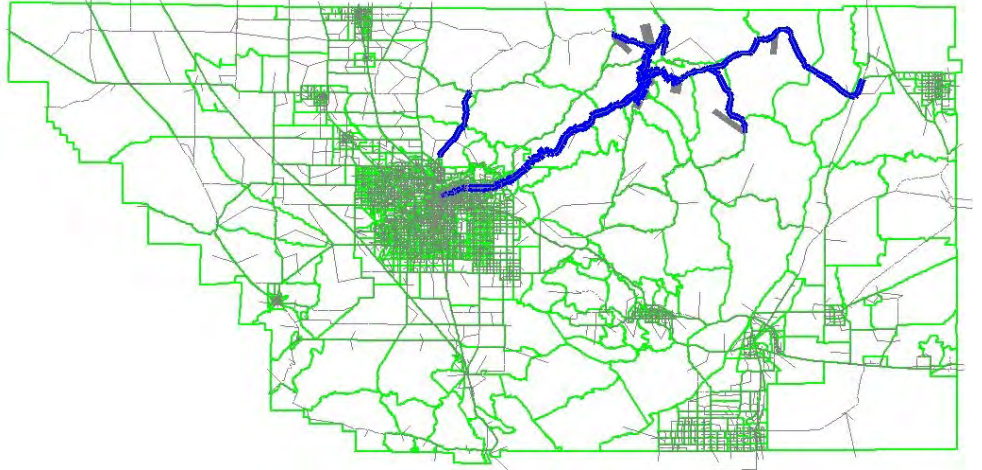


Dark blue bandwidths represent the relative traffic volume along modeled roadways originating and/or destined from each sub area or grouping of Transportation Analysis Zones (TAZs). TAZs are represented by the green boundaries. The sub area volumes are shown in attachment 2. Note that traffic traveling between sub areas is counted more than once in attachment 2 resulting in a higher total volume when summed due to double counting of the overlapping trips.

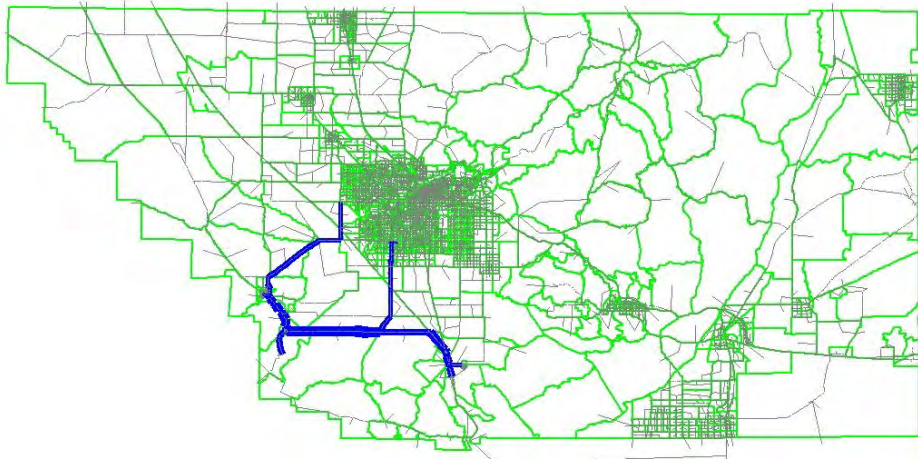
Greater Frasier Park



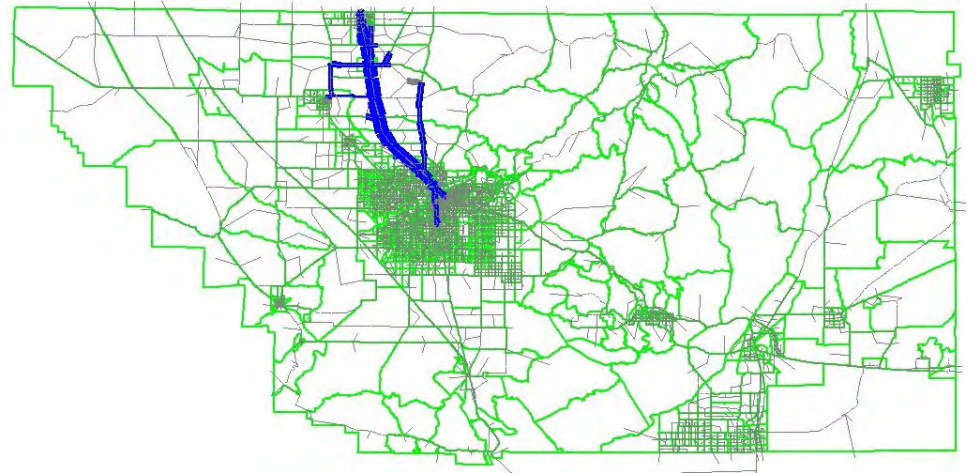
Greater Lake Isabella



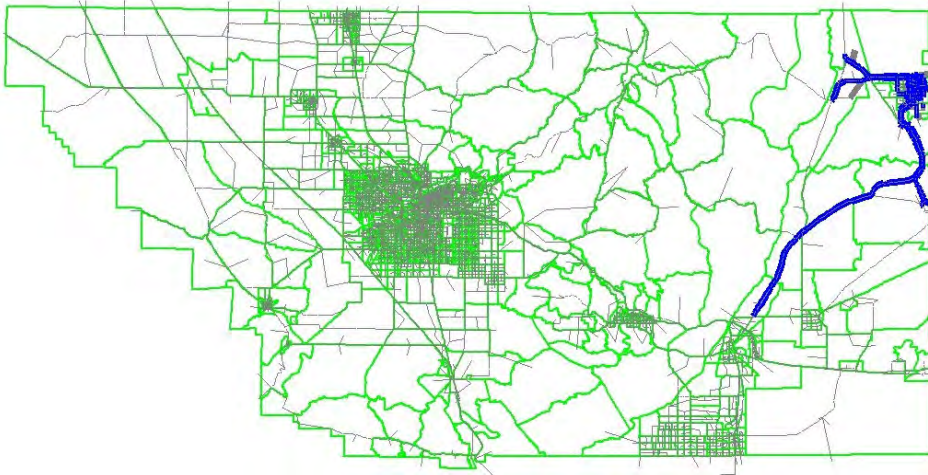
Greater Maricopa



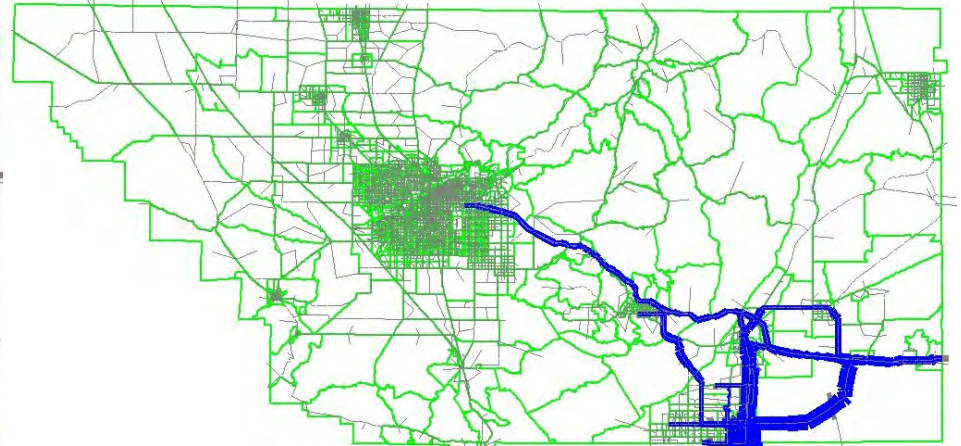
Greater McFarland



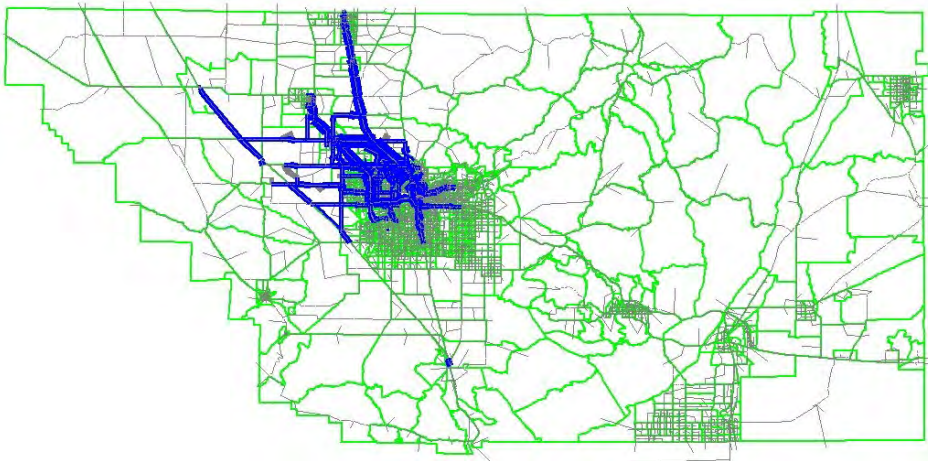
Greater Ridgecrest



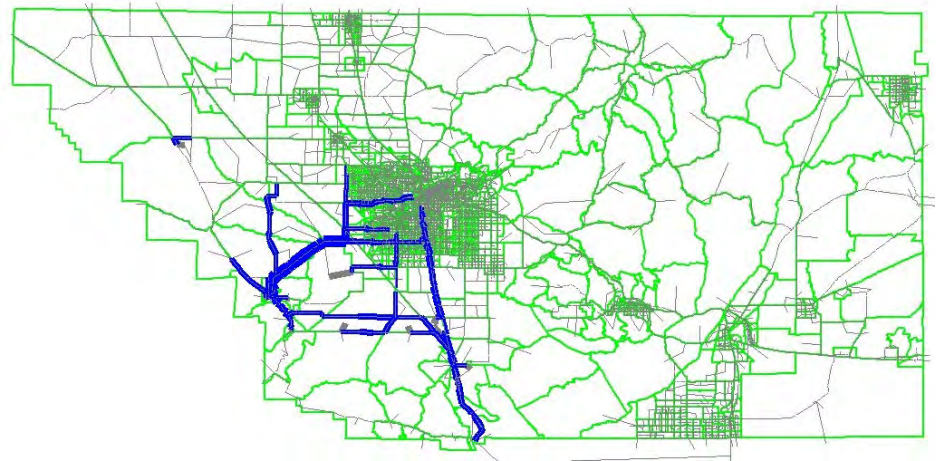
Greater Rosamond



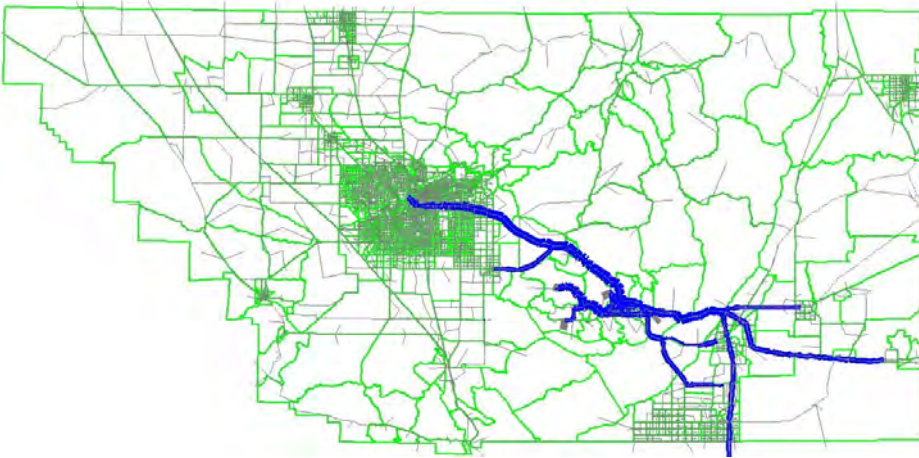
Greater Shafter



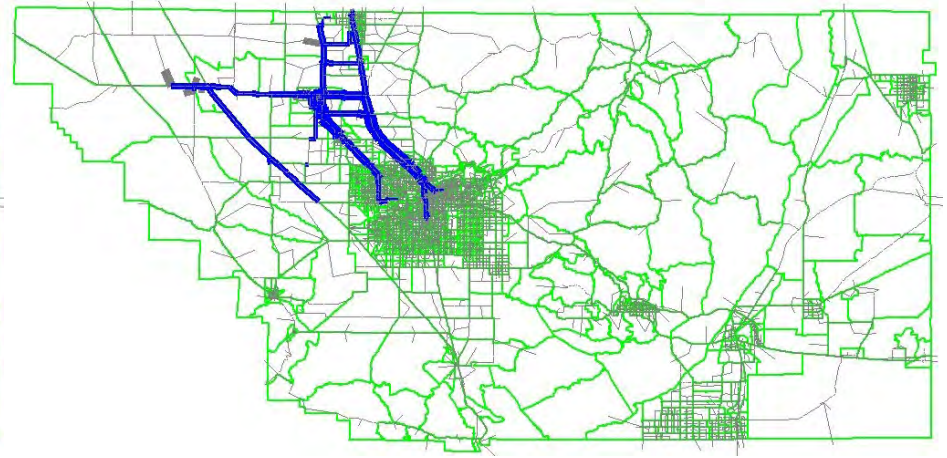
Greater Taft



Greater Tehachapi



Greater Wasco





IV. G. TPPC

August 17, 2023

TO: Transportation Planning Policy Committee

FROM: Ahron Hakimi,
Executive Director

By: Rob Ball, Deputy Director/Planning Director
Ben Raymond, Regional Planner

SUBJECT: Transportation Planning Policy Committee Consent Agenda Item: IV. G.
UPDATE: SB 375 GREENHOUSE GAS EMISSION REDUCTION FROM
PASSENGER VEHICLES AND ADOPTION TIMELINE FOR THE 2026 RTP

DESCRIPTION:

The Regional Transportation Plan (RTP) is required to be updated every 4-years and contains a long range 24-year transportation expenditure portfolio fulfilling numerous policies and regulations including but not limited to public involvement, social equity, air quality conformity, congestion management, and Senate Bill (SB) 375 per capita greenhouse gas (GHG) reduction targets. This item was shared with the Regional Planning Advisory Committee.

DISCUSSION:

This discussion provides an update on the activity related to the RTP and the SB 375 Sustainable Communities Strategy (SCS). The report is updated regularly with the most recent developments listed first.

July 26, 2023 – 2026 RTP/SCS Roundtable Meeting was held for environmental, equity, business & industry groups on the public outreach process at Kern COG and included 14 representatives from the Delores Huerta Foundation, Central California Asthma Collaborative, Sierra Club, Home Builders Association, Golden Empire Transit, Caltrans, County Public Works, and staff from the cities of McFarland, Taft, and Wasco.

July 13, 2023 - California Air Resources Board (ARB) staff emailed Kern COG and the California, the final acceptance letter is still working its way through upper management reviews and may not be issued till September due to staffing and vacation issues.

June 15, 2023 – Kern COG Board approved the 2023 Public Involvement Procedures document after a 45-day public review. The document is online at <https://www.kerncog.org/policies/> .

June 13, 2023 – ARB staff emailed Kern COG and the California Transportation Commission that “the SCS is officially approved.” However, the final acceptance letter is still working its way through upper management reviews and will take several weeks before it is issued.

May 19, 2023 – ARB staff acknowledged receipt of the requested transmittal letter signed by the Kern COG Chair, and associated TPPC staff report. ARB staff indicated they would provide a status update by May 31, and try to meet Kern COG’s request for an expedited review by June 8, but that they could not commit to any date earlier than June 27.

May 5, 2023 - Kern COG submitted a draft of a Kern COG TPPC staff report and transmittal letter to ARB with a request for the Kern COG Chair to sign. The item was approved by the Board on May 18, 2023 and signed by the Chair. The letter documents technical changes that do not affect the adopted RTP/SCS text or conclusions. The document contains updates from the November 2022 SCS technical data submittal to ARB consistent with ARB guidelines.

May 1, 2023 – Kern COG circulated the draft Public Involvement Procedure for 45-day public review period to be concluded on June 15. In addition, the Kern COG Executive Director and other COG directors from the San Joaquin Valley met with the SJV representative on the California Air Resources Board. At that meeting ARB staff indicated that Kern was close to receiving the acceptance finding for their SCS.

April 26, 2023 – Kern COG submitted to ARB a cover letter and revised technical methodology data submittal with all the requested updates since the November data submittal. ARB requested that the Kern COG’s chair’s signature be approved by the Kern COG Board,

April 17, 2023 – Kern COG web conferenced with ARB staff for the 14th time in 3 years to discuss the 2022 SCS technical methodology. One final methodology issue remains out of 27 identified in CARB’s January 20th memorandum. Additional adjustments were made to the elasticity used to adjust the hybrid NCST tool method used by Fresno COG. Documentation of the adjustment was submitted to ARB on April 18, 2023. ARB is required to provide their finding and recommendations 2 months after the submitted package from November 29, 2023 is found to be complete.

March 29, April 7, April 14, 2023 – Kern COG web conferenced with ARB to further refine SCS modeling methodology.

February 17, 2023 – Kern COG submitted responses to the California Air Resources Board (ARB) January 20, 2023 questions on Kern COG’s technical methodology package provided to ARB on November 29, 2023.

January 20, 2023 – ARB responded to Kern COGs SCS technical methodology submittal from November 29, 2022 with questions. A follow-up meeting was held on January 24, 2023 to further clarify the questions.

December 16, 2022 – The 2022 RTP/Federal Transportation Improvement Program (FTIP) short range transportation program air quality conformity was federally approved. The 2023 FTIP “CTIPS Report” and “Grouped Project Listing” weblinks are available at: <https://www.kerncog.org/2023-ftip/>.

November 29, 2022 – Kern COG submitted the technical methodology data package to the ARB.

July 21, 2022 - the Kern COG Board adopted the 2022 RTP/SCS and associated documents. The documents are available on the Kern COG website at <https://www.kerncog.org/category/docs/rtp/>.

Table 1 – 2018 & 2022 SB 375 Targets for the Kern Region

Per Capita GHG Reduction Target/	2020	2035
2022 RTP/SCS demonstration (July 21, 2022) w/ required off-model adjustments (2020 is pre-COVID)	-10.9%	-15.1%
2018 RTP/SCS demonstration (August 15, 2018)	-12.5%	-12.7%
Targets for 2022 RTP/SCS (set March 22, 2018 by ARB, effective October 1, 2018)	- 9%	-15%

March 22, 2018 - ARB adopted new SB375 Targets for the third cycle RTP/SCS to be effective October 1, 2018. Next ARB target setting will be during the 2022-2026 window.

June 13, 2017 - ARB released proposed targets that were 2 percentage points higher than what Kern COG recommended for 2035. The related ARB documents are available online at <https://www.arb.ca.gov/cc/sb375/sb375.htm>. Kern COG's April target recommendation letter is located on page B-143 of the ARB staff report at https://www.arb.ca.gov/cc/sb375/appendix_b_mpo_scenario_and_data_submittals.pdf. Kern COG and the 8 San Joaquin Valley COG's prepared individual letters and a joint comment letter. The letters document methodological changes that make it difficult to compare the 2014 RTP results with the latest modeling refinements.

Preliminary Timeline 2026 RTP/SCS

- June 2023 – ARB findings release scheduled on 2022 SCS
- June 2023 – Update Public Involvement Procedure
- September 2023 Regional Growth Forecast Update Kickoff
- Spring 2023 to Spring 2026 – Annual Statistically Valid Community Phone Surveys
- Spring 2023 – Spring 2026: RTP/SCS Public Outreach Process
- Fall 2023 – Stakeholder roundtable process to vet outreach and performance measures
- Spring 2024 – Adopt Regional Growth Forecast Update
- Fall 2023 to Fall 2025 – Fairs/Festivals/Farmer's Market Outreach
- Fall 2024 to Fall 2025 – Mini-Grant Stakeholder Hosted Workshops
- Summer 2026 Adopt RTP/SCS, EIR and associated documents

Attachments: 7/26/23 Roundtable Meeting Announcement and Agenda

ACTION: Information.



IV. H. TPPC

August 17, 2023

TO: Transportation Planning Policy Committee

FROM: AHRON HAKIMI,
EXECUTIVE DIRECTOR

By: Raquel Pacheco, Regional Planner
Robert M. Snoddy, Regional Planner

SUBJECT: Transportation Planning Policy Committee Consent Agenda Item: IV. H.
PROJECT ACCOUNTABILITY TEAM REPORT

DESCRIPTION:

Kern COG staff to provide the latest updates. The Transportation Technical Advisory Committee has reviewed this item.

DISCUSSION:

The Project Accountability Team meetings are held quarterly as needed to discuss project implementation issues and to develop solutions. Participants review project status information for projects in the Federal Transportation Improvement Program (FTIP). Since no meeting has been held recently, this report is meant to provide the latest updates.

1. Transportation Development Act (TDA) Article 3 invoices should be submitted to Bob Snoddy at bsnoddy@kerncog.org. Please see project list attached.
2. Caltrans' monthly Local Assistance Delivery report includes funding authorizations (obligations) and de-obligations for formula federal funds. As of the June 2023 report, the Kern region had the highest delivery rate in the state for Congestion Mitigation Air Quality Program and Regional Surface Transportation Program delivery – 149.7%.
3. Score Card – 81% of projects have approved funding authorization; 19% was not submitted for funding authorization (two Active Transportation Program projects totaling \$6,373,000 requested CTC time extensions).
4. The FY 23/24 Active Transportation Program (ATP), Congestion Mitigation Air Quality Program (CMAQ), Regional Surface Transportation Program (RSTP) project list is provided to remind agencies to deliver early.

ACTION: Information.

Attachments:

July 24, 2023 TDA Article 3 project list
June 30, 2023 Caltrans Local Assistance Delivery report
August 2, 2023 FY 22/23 Score Card
August 2, 2023 FY 22/23 ATP/CMAQ/RSTP project list
August 2, 2023 FY 23/24 ATP/CMAQ/RSTP project list

Transportation Development Act Article 3 Program - Funded and Un-Funded Projects FY 2021-22						
Project Status						
Status Code: 1=Not Started 2=Under Construction 3=Completed						
Jurisdiction	Auth. Date	Auth. Minute Order	Project Name	Funding	Status Code	
Bakersfield	7/15/2021	MO#21-07	Bike Parking	\$ -	3	Pd. July 6, 2023
1st Priority Projects	Total			\$ -		
Bakersfield/Kern County	7/15/2021	MO#21-5	Addition of a Class 1 bike path along County Dump Rd. between Fairfax Rd. and Paladan Dr. Kern County will be a sub applicant	\$ 267,000	1	Project estimated to be comp. June 2023
2nd Priority				\$ 267,000		
Total Funded Projects				\$ 267,000		
McFarland	7/15/2021	MO#21-01	Remove and replace non-ADA compliant curb ramps on Ebell St. Mast Ave. to Woodruff Ave. & 6th St. and California Ave.	\$ 156,158	1	Est. June 2023
Tehachapi	7/15/2021	MO#21-02	Complete pedestrian facilities on both sides of Brentwood Dr. between Cury St. and Oakwood St. with a new ADA compliant sidewalk, curb, and gutter	\$ 284,750	1	Should be completed Spring 2023
Taft	7/15/2021	MO#21-03	Construct new curb and gutter, sidewalk, ADA compliant ramps, drive approaches and related pedestrian improvement on west side of 4th St. from Supply Row to Main St.	\$ 169,080	3	Should receive invoice in May 2023
Wasco	7/15/2021	MO#21-04	Remove existing non-ADA compliant ramps and replace with ADA compliant curb and ramps on D St. Blvd. between Filburn and Stephen Court east side and on Filburn St. between Gaston St. and D St. north side	\$ 156,831	1	Should be completed July 2023
California City	7/15/2021	MO#21-05	Construct new sidewalk, curb & gutter, ADA curb ramps, and related pedestrian improvements on Hacienda Blvd.	\$ 170,538	1	Should be completed November 2023
3rd Priority Projects (Unfunded)				\$ 937,357		
TDA Article 3 projects funded and unfunded				\$ 1,204,357		

FFY 2022 - 23
Local Assistance Delivery
Estimated Formula OA Funds as of June 30, 2023

Region	Estimated FFY 2023 OA ¹	Adjustment to FFY 2023 OA for FFY 2022 Over - Under Delivery ²	Estimated FFY 2023 Oversight Adjustment ³	Contribution for LS&R Needs Assessment FFY 2023 ⁴	LS&R Needs Assessment Funding Offset	Adjusted FFY 2023 Estimated OA ⁵	FFY 2023 Obligations as of 6/30/23	Percent Estimated OA Delivered	Balance FFY 2023 Estimated OA ⁶
Amador	960,573	1,144,051	(13,822)	-	-	2,090,802	641,537	30.7%	1,449,265
Butte	5,244,654	1,582,819	(75,071)	-	-	6,752,401	4,369,327	64.7%	2,383,075
Calaveras	1,122,584	480,452	(16,117)	-	-	1,586,919	767,585	48.4%	819,334
Fresno	25,086,307	(2,493,338)	(394,131)	-	-	22,198,839	21,804,858	98.2%	393,981
Imperial	3,990,126	1,942,216	(62,775)	-	-	5,869,567	(36,193)	0.0%	5,905,760
Kern	22,483,402	(1,736,595)	(353,107)	-	-	20,393,701	30,530,993	149.7%	(10,137,292)
Kings	4,263,139	2,500,352	(61,895)	-	-	6,701,596	3,168,674	47.3%	3,532,922
Los Angeles	277,202,790	(18,812,485)	(4,359,174)	-	-	254,031,131	23,476,670	9.2%	230,554,461
Madera	4,290,868	8,165,881	(62,403)	-	-	12,394,345	3,839,685	31.0%	8,554,660
Mariposa	445,316	1,885,299	(6,386)	-	-	2,324,229	307,994	13.3%	2,016,235
Merced ¹⁰	7,484,496	(764,951)	(109,097)	-	-	6,450,448	4,398,102	68.2%	2,052,346
Nevada	2,619,804	3,759,912	(37,874)	-	-	6,341,841	1,661,288	26.2%	4,680,553
Orange	87,295,057	(13,467,968)	(1,373,367)	-	-	72,453,722	66,992,037	92.5%	5,461,685
Riverside ⁹	63,795,242	36,578,227	(1,003,032)	-	-	84,370,437	49,462,092	58.6%	34,908,345
Sacramento (SACOG)	54,599,995	(27,710,016)	(857,883)	-	-	26,032,097	26,045,085	100.0%	(12,989)
San Bernardino ⁹	58,206,805	11,915,452	(913,536)	-	-	84,208,721	12,484,725	14.8%	71,723,996
San Diego	79,755,948	(16,603,900)	(1,254,400)	-	-	61,897,648	44,433,462	71.8%	17,464,187
San Francisco Bay Area (MTC)	165,261,095	(65,135,599)	(2,598,807)	-	-	97,526,688	94,095,297	96.5%	3,431,391
San Joaquin ¹⁰	18,887,833	10,939,921	(297,153)	-	-	29,690,602	3,079,026	10.4%	26,611,576
San Luis Obispo	6,740,095	8,042,914	(96,911)	-	-	14,686,099	3,891,046	26.5%	10,795,053
Stanislaus	13,728,582	4,698,622	(215,985)	-	-	18,211,219	5,554,716	30.5%	12,656,503
Tahoe	3,380,692	(525,986)	(53,187)	-	-	2,801,520	1,379,061	49.2%	1,422,459
Tehama	1,582,517	2,680,688	(22,747)	-	-	4,240,458	1,068,808	25.2%	3,171,650
Tulare	12,323,665	(1,956,530)	(186,339)	-	-	10,180,795	13,003,819	127.7%	(2,823,024)
Tuolumne	1,366,151	1,498,936	(19,618)	-	-	2,845,469	932,128	32.8%	1,913,341
Ventura	20,021,808	41,966,791	(314,994)	-	-	61,673,605	3,639,051	5.9%	58,034,554
Exchange Counties	33,697,676	1,622,606	(460,031)	-	-	34,860,251	34,863,828	100.0%	(3,577)
TOTAL LOCAL AGENCIES	975,837,220	(7,802,229)	(15,219,841)	-	-	952,815,150	455,854,699	47.8%	496,960,451
HBP	293,061,128	(66,824,980)	(4,628,969)	-	-	221,607,178	219,994,340	99.3%	1,612,839
Safety ⁸	80,560,701	(38,862,297)	(1,682,396)	-	-	40,016,009	57,628,445	144.0%	(17,612,437)
Carbon Reduction Program (CRP) ⁷	62,237,262	63,340,535	-	-	-	125,577,797	6,559,246	0.0%	119,018,551
PROTECT Program ⁷	43,549,677	44,321,678	-	-	-	87,871,355	-	0.0%	87,871,355
SRTS	-	5,827,293	-	-	-	5,827,293	(365,470)	0.0%	6,192,762
TOTAL	1,455,245,988	(0)	(21,531,206)	-	-	1,433,714,782	739,671,261	51.6%	694,043,521
FFY 2022 Formula OA Obligations YTD (6/30/22) (Total)		Prior year data displayed for informational purposes	-	-	-	1,433,585,805	1,064,764,673	74.3%	368,821,132

FFY 2022 - 23
Local Assistance Delivery
Estimated Formula OA Funds as of June 30, 2023

Information:

- < This June 30, 2023 report is based on the Department's Federal Aid Data System (FADS) transactions.
- < Obligations include obligations, deobligations and Federal Transit Administration (FTA) transfers.
- < The federal fiscal year (FFY) 2022-23 (FFY 2023) RSTP Exchange is included in the March 2023 Obligation Authority (OA) delivery report in the FFY 2023 Obligations amount.

Footnotes:

¹ The Locals' estimated base Federal Fiscal Year (FFY) 2022-23 (FFY 2023) Obligation Authority (OA) is based on the draft amount provided by our Department's Office of Federal Resources (OFR) on June 23, 2023. Previous reports reflected a draft amount from February 8, 2023. The OFR's amount is based on the Federal Highway Administration (FHWA) FY 2023 OA notice (FHWA N4520.278) dated February 1, 2023. The OA spread between regions and programs was updated based on the Department's Division of Financial Programming FFY 2023 Estimated apportionment distributions issued on November 10, 2022. The estimated OA amounts may be updated in the future if there is a change to the local OA share.

² Balance of FFY 2022 OA (last FFY's OA balance) -- This is the amount a Region/Program must pay back if over delivered or the amount a Region/Program will receive to "make whole" if under delivered based on the Division of Local Assistance's (DLA's) OA Management Policy. Amounts shown in parenthesis are amounts owed and positive (non-parenthesis numbers) amounts are to be repaid to Regions/Programs. Please see September 30, 2022 OA delivery report for details on this amount.

³ Required by Sections 182.6(n) and 182.7(k) of the California Streets and Highways Code. The distribution of the estimated oversight amount is based on the FFY 2022 State/Local Splits report from OFR dated October 10, 2022 and Division of Local Assistance's Oversight Spread to Programs dated October 11, 2022. The total oversight amount increased by \$708,000 in FFY 2023 due to increased Construction Oversight Engineer (COE) costs.

⁴ Received agreements during FFY 2023 from Region(s) for the Local Streets and Roads (LS&R) Statewide Needs Assessment Funding Concurrence.

⁵ This is the FFY 2023 adjusted estimated base OA, which includes adjustments for the FFY 2022 OA over or under delivery, the FFY 2023 Estimated Oversight Adjustment, and the LS&R Needs Assessment.

⁶ Balance of FFY 2023 estimated OA per date of report -- This is the running balance of FFY 2023 estimated OA. At the end of the FFY, this is the amount a Region/Program must pay back if over delivered or the amount a Region/Program will receive to "make whole" if under delivered based on DLA's OA Management Policy. Amounts shown in parenthesis are owed back and positive (non-parenthesis numbers) amounts are owed to those Regions/Programs. If OA is lost to the State due to DLA under delivery as a whole, under delivered OA may not be available to repay Regions and/or Programs.

⁷ CRP and PROTECT OA will be treated similar to HBP and Safety based on the program administration.

⁸ In May 2023, \$42,531,243 of Local federal-aid Safety apportionments and OA were transferred to OFR per Reference 2.5h from August 17-18, 2022, and Reference 3.12 from June 28-29, 2023, California Transportation Commission meetings, in exchange for State Highway Account (SHA) funds. The transfer and exchange is allowed per Senate Bill (SB) 137 (Chapter 639 of the 2019 Statutes), effective October 8, 2019, which authorized the Department to allow up to \$100,000,000 of federal Local Assistance funds to be exchanged for SHA funds. The purpose of the exchange is to fund local Highway Safety Improvement Program (HSIP) projects with State and local funds. The exchange will lead to increased efficiency for local agencies by reducing the time and resources needed to deliver HSIP projects.

⁹ The Riverside County Transportation Commission (RCTC) and the San Bernardino County Transportation Authority (SBCTA) entered into a transfer agreement dated May 22, 2023, for RCTC to transfer \$15,000,000 OA to SBCTA for the Interstate 15 Corridor Freight and Express Lanes Project - Contract 1. The same amount of CMAQ apportionment will also be transferred and is reflected on RCTC's and SBCTA's Monthly CMAQ/STBGP Activity report.

¹⁰ The Merced County Association of Governments (MCAG) and the San Joaquin Council of Governments (SJCOG) entered into a transfer agreement dated June 23, 2023, for MCAG to transfer \$160,000 OA to SJCOG for the purposed of funding a shared ridesharing service. The same amount of CMAQ apportionment will also be transferred and is reflected on MCAG's and SJCOG's Monthly CMAQ/STBGP Activity report.

August 2, 2023

TO: TTAC Members and Project Managers

FROM: AHRON HAKIMI,
EXECUTIVE DIRECTOR

DRAFT

By: Raquel Pacheco, Regional Planner

RE: Project Delivery Score Card

Federal Transportation Improvement Program

Federal/State \$ in FY 22/23				
FY 2022-23	No. of Projects	Preliminary Engineering	Construction	% of funding
ATP	5	\$140,000	\$10,889,000	
CMAQ	14	\$1,273,289	\$9,960,380	
RSTP	13	\$198,367	\$11,882,657	
Totals	32	\$1,611,656	\$32,732,037	100%

1. Not Submitted	No. of Projects	Preliminary Engineering	Construction	% of funding
ATP	2	\$0	\$6,373,000	
CMAQ	0	\$0	\$0	
<u>RSTP</u>	<u>0</u>	<u>\$0</u>	<u>\$0</u>	
Total	2	\$0	\$6,373,000	19%

2. Submitted	No. of Projects	Preliminary Engineering	Construction	% of funding
ATP	0	\$0	\$0	
CMAQ	0	\$0	\$0	
<u>RSTP</u>	<u>0</u>	<u>\$0</u>	<u>\$0</u>	
Total	0	\$0	\$0	0%

3. State/Federal Approvals	No. of Projects	Preliminary Engineering	Construction	% of funding
ATP	3	\$140,000	\$4,516,000	
CMAQ	14	\$1,273,289	\$9,960,380	
<u>RSTP</u>	<u>13</u>	<u>\$198,367</u>	<u>\$11,882,657</u>	
Total	30	\$1,611,656	\$26,359,037	81%

Legend:

ATP – Active Transportation Program;

CMAQ – Congestion Mitigation Air Quality Program;

RSTP/HIP – Regional Surface Transportation Program/Highway Infrastructure Program

Lead	PIN	Project No./ Grant No.	Description	Federal/ State PE	Federal/ State CON	Total	Date Expect to Submit	Note
Bakersfield	KER180403	STPL- 5109(278)	Stockdale Hwy from Gosford Rd to New Stine Rd; pavement rehabilitation using either a combination of both and/or hot mix asphalt (HMA) and rubberized hot mix asphalt (R-HMA), installation of striping and markings, installation of traffic detector loops, installation of pedestrian access ramps, and adjustments of existing manholes and monuments	\$0	\$5,169,000	\$5,838,699	done	3
Bakersfield	KER180507	CML- 5109(281)	Mt Vernon Ave from Bernard St to Panorama Dr; installation of adaptive signal coordination	\$0	\$529,409	\$598,000	done	3
Bakersfield	KER211002	Cycle 5 MPO	Chester Avenue between 4th Street and Brundage Lane; construction of center medians, continental crosswalks, and bike lanes with additional pavement markings (CTC approved time extension to 6/30/2023)	\$0	\$210,000	\$791,000	done	3
Bakersfield	KER191004	Cycle 4 MPO ATPCML- 5109(272)	Bounded by 7th Standard Rd, Kern River Parkway and approx 6 miles Friant Kern Canal; construct Class I multi-use path (CTC approved time extension to 2/29/2024)	\$0	\$4,306,000	\$8,200,000	done	3
Cal. City	KER180403	STPL- 5399(033)	Hacienda Blvd from Manzanita Ave to Redwood Blvd; cold plane existing asphalt surface, cement treat sub-grade surface, apply 4 in type a asphalt, striping markings and signage. install curb and gutter and sidewalk, and ADA curb ramps	\$58,922	\$0	\$66,557	done	3
Cal. City	KER220502		Redwood Blvd from 560 ft east of Hacienda Blvd to 98th St; surface unpaved shoulders/roadway, install Class II bike lanes, sidewalks and raised median island approx 1,500 ft	\$0	\$0	\$10,000	N/A	N/A
Delano	KER180403	STPL- 5227(070)	20th Ave from Girard St to Norwalk St and Norwalk St from County Line Rd to 14th Ave; pavement resurfacing and rehabilitation including 1-1/2 inch grinding and hot mix asphalt overlay and striping	\$0	\$698,000	\$788,433	done	3
Delano	KER211001	Cycle 5 Statewide	ATP-5 SRTS Intersection Enhancement and NI Work Plan	\$140,000	\$0	\$140,000	done	3
KCOG	KER220401	STPLNI- 6087(077)	In Kern County: Regional Traffic Count Program	\$0	\$79,677	\$90,000	done	3
KCOG	KER220501	CMLNI- 6087(067)	In Kern County: CommuteKern Rideshare Program	\$0	\$240,187	\$271,306	done	3
Project funding authorization request (E-76 or grant): 1. Not submitted; 2. Submitted; or 3. Approved. 2a. Allocation request to CTC. A. Amendment pending								
NOTES								

Lead	PIN	Project No./ Grant No.	Description	Federal/ State PE	Federal/ State CON	Total	Date Expect to Submit	Note
Kern Co.	KER180403	STPL- 5950(513)	Kern County: Edison Rd from Di Giorgio Rd to Mountain View Rd; 2 miles of road rehabilitation	\$0	\$2,100,000	\$2,372,077	done	3
Kern Co.	KER180403	STPL- 5950(513)	Kern County: Edison Rd from Mountain View Rd to Hermosa Rd; 2 miles of road rehabilitation	\$0	\$2,100,000	\$2,372,077	done	3
Kern Co.	KER180403	STPL- 5961(019)	Kern County: Rosamond Blvd from Stevenson St to SR 14; 1.35 miles of road rehabilitation	\$0	\$1,197,980	\$1,513,611	done	3
Kern Co.	KER180507	CML- 5950(517)	Kern County (Bakersfield): Various areas in Metro Bakersfield; Traffic Signal Coordination (Interconnect)	\$0	\$1,353,004	\$1,528,300	done	3
Kern Co.	KER180507	CML- 5950(517)	Kern County (Oildale): Within and around the community of Oildale; Traffic Signal Coordination (Interconnect)	\$0	\$1,055,189	\$1,191,900	done	3
Kern Co.	KER180507	CML- 5950(517)	Kern County (Lake Isabella, Rosamond, Wheeler Ridge): Traffic Signal Coordination (Interconnect)	\$0	\$598,197	\$675,700	done	3
Kern Co.	KER180507	CML- 5950(510)	Kern County (Metro Bakersfield): Intersection of Allen Rd and Jomani Dr; Construct a traffic signal and ancillary facilities	\$0	\$536,725	\$606,263	done	3
Kern Co.	KER180507	CML- 5950(505)	Kern County (Metro Bakersfield): Intersection of Cottonwood Rd and Cheatham Ave; Construct a traffic signal and ancillary facilities	\$0	\$567,807	\$641,372	done	3
Kern Co.	KER180507	CML- 5950(511)	Kern County (Bakersfield): Rosedale Highway between SR-43 and Heath Road; Surface 4 miles of dirt shoulders	\$0	\$2,875,285	\$3,247,809	done	3
Kern Co.	KER180507	CML- 5950(503)	Kern County (Metro Bakersfield): Northside of Casa Loma Dr (S Union Ave - Pogoso St); Surface 0.25 miles of unpaved shoulder	\$421,690	\$0	\$476,324	done	3
Kern Co.	KER180507	CML- 5961(017)	Kern County (Tehachapi): Backes Ln (Highline Rd - Schout Rd), Schout Rd (Backes Ln - Woodford Tehachapi Rd), Woodford Tehachapi Rd (Schout Rd - SR 202); pave shoulder and bike lane	\$0	\$1,832,751	\$2,070,203	done	3
Project funding authorization request (E-76 or grant): 1. Not submitted; 2. Submitted; or 3. Approved. 2a. Allocation request to CTC. A. Amendment pending								
NOTES								

Lead	PIN	Project No./ Grant No.	Description	Federal/ State PE	Federal/ State CON	Total	Date Expect to Submit	Note
Kern Co.	KER200506	CML- 5961(016)	Kern County (Tehachapi): Intersection of Cummings Valley Rd and Bear Valley Rd; Construct a roundabout and ancillary facilities	\$572,929	\$0	\$647,158	done	3
Kern Co.	KER191003	Cycle 4 Statewide	In Lake Isabella: Walk Isabella - Lake Isabella Blvd and Erskine Creek Rd; pedestrian and cyclist safety and accessibility improvements (CTC approved time extension to 6/30/2024)	\$0	\$4,286,000	\$4,841,000	April for June CTC - request time extension	1
McFarland	KER220403	STPL- 5343(020)	Intersection of W. Perkins and 3rd St; improve safer commute and increase safety by installing flashing stop lights, high visibility flashing crosswalk, resurfacing road on a crosswalk and surrounding crosswalk area, striping road, and ADA ramps	\$49,399	\$0	\$55,800	done	3
Ridgecrest	KER180403		W. Ward Ave. from N. Norma St. to N. Downs St.; approximately 2,600ft. multi-lane roadway of resurfacing, drainage and intersection improvements	\$0	\$0	\$85,219	N/A	N/A
Shafter	KER220404	STPL- 5281(034)	7th Standard Rd from Friant Kern Canal to Zachary Ave; pavement reconstruction	\$0	\$538,000	\$775,000	done	3
Taft	KER180403		10th St from Pilgrim Ave to Kern St (approximately 2,350 linear ft); pavement rehabilitation	\$0	\$0	\$44,900	N/A	N/A
Taft	KER220503	CML- 5193(045)	550 Supply Rd; Install charging infrastructure and solar microgrid	\$229,514	\$0	\$259,250	done	3
Tehachapi	KER180403	STPL- 5184(042)	Valley Blvd from Beech St to Curry St; rehabilitate 0.30 miles of ac pavement by grinding approximately 3" and overlaying new asphalt and applying slurry seal to the remaining 0.30 miles of roadway, for an approximate 0.60 miles of roadway rehabilitation	\$21,250	\$0	\$24,003	done	3
Tehachapi	KER200505	CML- 5184(038)	Pinon Street from Brandon Lane east to Dennison Road; pave an unpaved street and install class II bike lane	\$0	\$371,826	\$420,001	done	3
NOTES Project funding authorization request (E-76 or grant): 1. Not submitted; 2. Submitted; or 3. Approved. 2a. Allocation request to CTC. A. Amendment pending								

Lead	PIN	Project No./ Grant No.	Description	Federal/ State PE	Federal/ State CON	Total	Date Expect to Submit	Note
Tehachapi	KER211005	Cycle 5 MPO	SRTS Dennison Road Bicycle / Pedestrian Corridor Improvement project (CTC approved time extension to 2/28/2025)	\$0	\$2,087,000	\$2,087,000	March for May CTC - request time extension	1
Wasco	KER180403	STPL- 5287(061)	Central Ave Rd from Filburn St to SR 46 (approximately 6,567 ft); pavement rehabilitation	\$68,796	\$0	\$77,710	done	3
Wasco	KER180507	CML- 5287(062)	Wasco: Poso Ave from Central Ave to Martin St; bicycle and pedestrian improvements, pave southside unpaved shoulders	\$49,156	\$0	\$55,525	done	3
Wasco	KER180507	CML- 5287(058)	N. Palm Ave. between Margalo St. and Gromer Ave; pave shoulders, construct bicycle and pedestrian facilities	\$0	\$350,671	\$396,105	done	3
NOTES Project funding authorization request (E-76 or grant): 1. Not submitted; 2. Submitted; or 3. Approved. 2a. Allocation request to CTC. A. Amendment pending								

Lead	PIN	Project No./ Grant No.	Description	Federal/ State PE	Federal/ State CON	Total	Date Expect to Submit	Note
Bakersfield	KER180403		Panama Ln from Gosford Rd to Stine Rd; pavement rehabilitation using either a combination of both and/or hot mix asphalt (HMA) and rubberized hot mix asphalt (R-HMA), installation of striping and markings, installation of traffic detector loops, installation of pedestrian access ramps, and adjustments of existing manholes and monuments	\$0	\$5,167,000	\$5,836,440		1
Bakersfield	KER180507		White Ln from Wible Rd to Buena Vista Rd; installation of adaptive signal coordination	\$0	\$775,080	\$875,500	Jan 2024	1
Bakersfield	KER180507		Stockdale Hwy from Renfro Rd to Coffee Rd; installation of adaptive signal coordination	\$0	\$336,768	\$380,400	Jan 2024	1
Bakersfield	KER180507		H St from White Ln to Panama Ln, Panama Ln from Akers Rd to Parsons Wy; installation of adaptive signal coordination	\$0	\$509,048	\$575,001	Jan 2024	1
Cal. City	KER180403	STPL- 5399(033)	Hacienda Blvd from Manzanita Ave to Redwood Blvd; cold plane existing asphalt surface, cement treat sub-grade surface, apply 4 in type a asphalt, striping markings and signage. install curb and gutter and sidewalk, and ADA curb ramps	\$0	\$313,078	\$541,389	Jan 2024	1
Cal. City	KER220502		Redwood Blvd from 560 ft east of Hacienda Blvd to 98th St; surface unpaved shoulders/roadway, install Class II bike lanes, sidewalks and raised median island approx 1,500 ft	\$0	\$846,966	\$956,700	Jan 2024	1
Delano	KER180403		Randolph St from Cecil Ave to 9th Ave and High St from Cecil Ave to Garces Hwy; pavement resurfacing and rehabilitation including 1-1/2 inch grinding and hot mix asphalt overlay and striping	\$0	\$698,000	\$788,433	Jan 2024	1
Delano	KER211001	Cycle 5 Statewide	ATP-5 SRTS Intersection Enhancement and NI Work Plan	\$0	\$1,024,000	\$1,038,000		1
Delano	KER211003	Cycle 5 MPO	ATP-5 Bike Lane and Sidewalk Gap Improvement Project	\$120,000	\$791,000	\$925,000		3, 1
KCOG	KER220401		In Kern County: Regional Traffic Count Program	\$0	\$79,677	\$90,000	Jan 2024	1
KCOG	KER220501		In Kern County: CommuteKern Rideshare Program	\$0	\$256,470	\$289,699	Jan 2024	1
Kern Co.	KER180403		Kern County: Buena Vista Rd from South Fairfax Rd to Main St; 1 mile of road rehabilitation	\$0	\$1,600,000	\$1,807,297		1
Kern Co.	KER220402		Kern County: Buena Vista Blvd from South Vineland Rd to South Edison Rd; reconstruct 1 mile of road by recompacting the subgrade and installing new road base	\$0	\$1,600,000	\$1,807,297		1
Project funding authorization request (E-76 or grant): 1. Not submitted; 2. Submitted; or 3. Approved. 2a. Allocation request to CTC. A. Amendment pending								
NOTES								

Lead	PIN	Project No./ Grant No.	Description	Federal/ State PE	Federal/ State CON	Total	Date Expect to Submit	Note
Kern Co.	KER180507	CML- 5950(503)	Kern County (Metro Bakersfield): Northside of Casa Loma Dr (S Union Ave - Pogoso St); Surface 0.25 miles of unpaved shoulder	\$0	\$965,910	\$1,090,054		1
Kern Co.	KER180507		Kern County (Metro Bakersfield): Intersection of Snow Rd and Quail Creek Rd; Construct a traffic signal and ancillary facilities	\$0	\$626,174	\$707,302		1
Kern Co.	KER200506	CML- 5961(016)	Kern County (Tehachapi): Intersection of Cummings Valley Rd and Bear Valley Rd; Construct a roundabout and ancillary facilities	\$0	\$3,061,415	\$3,458,054		1
Kern Co.	KER231001		In Oildale: Norris Rd from Melody Ln to Airport Dr; construct sidewalk; Norris Rd from Airport Dr to N. Chester Ave; construct pedestrian accessibility and crossing improvements	\$1,059,000	\$0	\$1,059,000		1
McFarland	KER220403	STPL- 5343(020)	Intersection of W. Perkins and 3rd St; improve safer communte and increase safety by installing flashing stop lights, high visibility flashing crosswalk, resurfacing road on a crosswalk and surrounding crosswalk area, striping road, and ADA ramps	\$0	\$346,601	\$391,507		1
Ridgecrest	KER180403	STPL- 5385(075)	W. Ward Ave. from N. Norma St. to N. Downs St.; approximately 2,600ft. multi-lane roadway of resurfacing, drainage and intersection improvements	\$0	\$1,088,192	\$1,339,139	done	3
Taft	KER180403		10th St from Pilgrim Ave to Kern St (approximately 2,350 linear ft); pavement rehabilitation	\$0	\$252,000	\$531,650		1
Taft	KER220503	CML- 5193(045)	550 Supply Rd; Install charging infrastructure and solar microgrid	\$0	\$2,726,626	\$3,079,890		1
Tehachapi	KER180403	STPL- 5184(042)	Valley Blvd from Beech St to Curry St; rehabilitate 0.30 miles of ac pavement by grinding approximately 3" and overlaying new asphalt and applying slurry seal to the remaining 0.30 miles of roadway, for an approximate 0.60 miles of roadway rehabilitation	\$0	\$314,746	\$355,525	done	3
Project funding authorization request (E-76 or grant): 1. Not submitted; 2. Submitted; or 3. Approved. 2a. Allocation request to CTC. A. Amendment pending								
NOTES								

Lead	PIN	Project No./ Grant No.	Description	Federal/ State PE	Federal/ State CON	Total	Date Expect to Submit	Note
Wasco	KER180403	STPL- 5287(061)	Central Ave Rd from Filburn St to SR 46 (approximately 6,567 ft); pavement rehabilitation	\$0	\$691,204	\$780,757		1
Wasco	KER180507	CML- 5287(062)	Poso Ave from Central Ave to Martin St; bicycle and pedestrian improvements, pave southside unpaved shoulders	\$0	\$308,994	\$349,028		1
Project funding authorization request (E-76 or grant): 1. Not submitted; 2. Submitted; or 3. Approved. 2a. Allocation request to CTC. A. Amendment pending								
NOTES								

August 17, 2023

TO: Transportation Planning Policy Committee

FROM: AHRON HAKIMI,
EXECUTIVE DIRECTOR

By: Raquel Pacheco, Regional Planner

SUBJECT: Transportation Planning Policy Committee Consent Agenda Item: IV. I.
2024 REGIONAL TRANSPORTATION IMPROVEMENT PROGRAM

DESCRIPTION:

Every two years in the odd-numbered year, regional transportation planning agencies are to submit a Regional Transportation Improvement Program (RTIP) to the California Transportation Commission (CTC) in December of the same odd-numbered year for their later approval early the following year. The Transportation Technical Advisory Committee has reviewed this item.

DISCUSSION:

At the January 25-26, 2023 meeting, the California Transportation Commission (CTC) initiated the 2024 Regional Transportation Improvement Program (2024 RTIP) process to develop a statewide 2024 State Transportation Improvement Program (2024 STIP) for projects of regional significance. The order of this process is 1) CTC develops a statewide 5-Year regional share fund estimate; 2) CTC updates 2024 STIP guidelines; 3) regions submit RTIP's; and 4) the CTC consolidates RTIP's and approves the 2024 STIP.

This month – Staff is circulating the 2024 RTIP Capital Improvement Program – baseline version 2, based on current project updates. Staff attended the CTC 2024 STIP Fund Estimate and Guidelines Workshop on July 19, 2023. The schedule below was updated to reflect the schedule in the draft STIP guidelines. The latest draft fund estimate, which proposes County Shares for regional agencies in the 2024 RTIP, is attached. The final fund estimate and STIP guidelines are expected to be adopted at the August 16-17 CTC meeting. Staff is preparing for the August 23rd 2024 RTIP workshop where the 2024 RTIP administrative draft capital improvement program will be presented.

2024 Regional Transportation Improvement Program Schedule		
January 2023	CTC	Adopt 2024 STIP Fund Estimate Schedule Done
March 22-23, 2023	CTC	Present Fund Estimate Assumptions to Commissioners Done
April 26, 2023	KCOG	Regional Workshop Done
May 17-18, 2023	CTC	Adopt Fund Estimate Assumptions Done
June 21, 2023	KCOG	Regional Workshop Done
June 28-29, 2023	CTC	Present Draft Fund Estimate Done
August 16-17, 2023	CTC	Adopt Statewide Fund Estimate and Guidelines
August 23, 2023	KCOG	Regional Workshop
September 6, 2023	KCOG	Circulate Adm. Draft 2024 RTIP (TTAC)
September 13, 2023	KCOG	Regional Workshop - Tentative
October 4, 2023	KCOG	Circulate Draft 2024 RTIP (TTAC)
November 16, 2023	KCOG	Regional Adoption of 2024 RTIP CIP (TPPC)
December 15, 2023	KCOG	Submittal deadline of 2024 RTIP to the CTC
January/February, 2024	CTC	Conduct Southern/Northern California Public Hearing
March 1, 2024	CTC	CTC will circulate staff recommendation for 2024 STIP
March 21-22, 2024	CTC	Approve final 2024 STIP

The process for the region is to 1) establish new programming capacity defined by the state's fund estimate; 2) assess current regional project needs including cost estimate updates; 3) develop a proposed program of projects; and 4) regionally adopt the 2024 RTIP in November 2023, for submission to the CTC by December 15, 2023.

Current 2022 STIP as Adopted - Kern COG projects in the current 2022 STIP include highway capacity projects on State Routes 46, 58 and 99. The new SR 58 Truck Climbing Lane project was added to the 2022 STIP using CRRSAA / COVID funding. The Truck Climbing Lanes project on State Route 58 east of Bakersfield is considered a partnership project with Caltrans, with the intent of receiving SHOPP funding in future cycles for the construction phase. SR 46 widening work was advanced in the 2022 STIP to include construction funding for Segments 4B and 4C. These last 2 segments, once constructed, will complete the delivery of the last Phase 4, 5-mile segment. Phases 1, 2, and 3 are constructed. The Hageman Flyover project was programmed for construction in the 2022 RTIP. But the project has experienced delays. A STIP amendment was subsequently submitted by Kern COG to move funding from the Hageman Flyover to a new freeway to freeway connector project at the SR 58 and 99 freeway interchange. The STIP amendment was approved at the January 25-26, 2023 CTC meeting.

2022 STIP KERN REGION PROJECT STATUS	
SR 46 Widen Segment 4B	This project is currently under construction and scheduled for completion in 2023. This project will not move forward into the 2024 RTIP.
SR 46 Widen Segment 4C	Received construction authorizations in 22-23 and scheduled to begin work in 2023. This project received full STIP and TCEP allocations. This project will not move forward into the 2024 RTIP.
SR 58 Centennial Mainline	Under construction at 81% completed & expected to be completed later this year. Final AB 3090 (STIP) payment was allocated in 2022.
SR 99/204 Hageman Flyover	The Hageman project was not likely to advance to construction as programmed in the 2022 STIP. Kern COG subsequently requested a 2022 STIP Amendment. The amendment was approved at the January 25-26, 2023 CTC meeting to remove STIP funds from Hageman and move to new STIP project to construct a new freeway to freeway connector from eastbound SR 58 from new alignment west of SR 99 to northbound 99.
SR 58 Climbing Lanes	In the environmental review phase using CRRSAA/COVID funding.
NEW - SR 58/99 Connector	New project added to the 2022 STIP. This project was approved at the January 25-26, 2023, CTC meeting, as a STIP amendment and will fund the construction phase for the new connector. The City of Bakersfield is the lead for this work.

These projects are part of the 2022 State Transportation Improvement Program, and their funding activity is tracked by the CTC, every two years, through an updated document called Report of STIP Balances County and Interregional Shares, or the Orange Book. Attachment A of this report includes the 2022 Orange Book page for the Kern Region. The CTC will provide an update for the 2024 RTIP cycle sometime in the months ahead.

Update of Kern COG Project Delivery Policies and Procedures – In 2019, the Kern COG Board adopted the latest version of the Kern COG Project Delivery Policies and Procedures document which included updates to Chapters 1, 2 and 3. Chapter 3 focuses on the Regional Transportation Improvement Program process. The update included changes that provided consistency with STIP guidelines and other discretionary transportation programs.

Action: Information.

Enclosures:

Attachment A: CTC 2022 Summary of STIP County Shares (Orange Book)
Attachment B: Current Listings of State Highway Maintenance Project Investments
Attachment C: Save the Dates Memo for upcoming 2024 RTIP Workshops
Attachment D: KCOG RIP 60/40 Status
Attachment E: 2024 RTIP Capital Improvement Program – Baseline v2
Attachment F: Draft 2024 STIP Fund Estimate

Attachment A: CTC 2022 Summary of STIP County Shares (Orange Book)

2022 SUMMARY OF STIP COUNTY SHARES

Does Not Include ITIP Interregional Shares (See Separate Listing)

(\$1,000's)

Total County Share, June 30, 2021 (from 2021 Report)	86,641
Adjustment for 2019-20 and 2020-21 lapses	0
Less 2020-21 Allocations and closed projects	(46,091)
Less Projects Lapsed, July 1, 2021-June 30, 2022	0
2022 STIP Fund Estimate Formula Distribution	22,452
Total County Share, June 30, 2022	63,002

Kern

Kern

								Project Totals by Fiscal Year						Project Totals by Component					
Agency	Rte	PPNO	Project	Ext	Del.	Voted	Total	Prior	22-23	23-24	24-25	25-26	26-27	R/W	Const	E & P	PS&E	R/W Sup	Con Sup
Highway Projects:																			
Kern COG		6L03	Planning, programming, and monitoring			Dec-21	300	300	0	0	0	0	0	0	300	0	0	0	0
Bakersfield	cash	3705B	AB 3090 Reimbursement (Westside Pkwy Ph 1)(16S-07)			Jun-22	18,963	0	18,963	0	0	0	0	0	18,963	0	0	0	0
Caltrans	14	8042B	Freeman Gulch widening-Segment 2 (RIP 40%)				1,960	1,960	0	0	0	0	0	0	0	0	1,960	0	0
Caltrans	46	3386E	Widen 4 lns, Browns Material Rd-CA Aqueduct, Seg 4C				13,995	5,450	8,545	0	0	0	0	2,750	4,445	0	2,100	600	4,100
Bakersfield	loc	3525	Hageman Rd Ext fr Knudsen Dr across Rt 99 to Rt 204				25,593	0	0	0	0	25,593	0	0	25,593	0	0	0	0
Kern COG		6L03	Planning, programming, and monitoring				2,191	0	300	300	591	500	500	0	2,191	0	0	0	0
Subtotal, Highway Projects							63,002	7,710	27,808	300	591	26,093	500	2,750	51,492	0	4,060	600	4,100
Total Programmed or Voted since July 1, 2021							63,002												
COVID Projects																			
Bakersfield	loc	3525	Hageman Rd Ext fr Knudsen Dr across Rt 99 to Rt 204 (20S-26)			Oct-21	2,686	0	2,686	0	0	0	0	2,686	0	0	0	0	0
Caltrans	58	2664	Truck Climbing Lane, e/b, PM 76.3-79.8(20S-26)				2,272	2,272	0	0	0	0	0	0	0	2,272	0	0	0
Total Programmed or Voted since July 1, 2021							4,958	2,272	2,686	0	0	0	0	2,686	0	2,272	0	0	0
Balance of STIP County Share, Kern																			
Total County Share, June 30, 2022							63,002												
Total Programmed or Voted Since July 1, 2021							63,002												
Unprogrammed Share Balance							0												
Share Balance Advanced or Overdrawn							0												
COVID Programming																			
Target							6,414												
Total Programmed or Voted Since July 1, 2021							4,958												
2021-22 Lapsed Projects							0												
Less 2020-21 Allocations							0												
Under (Over) Target							1,456												

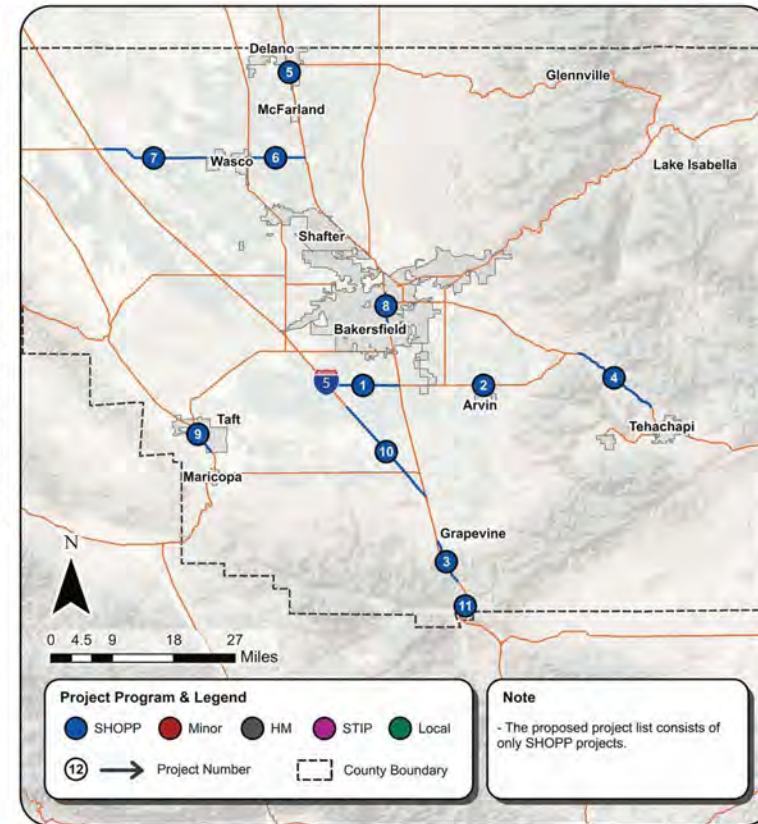
Attachment B: Current Listings of State Highway Maintenance Project Investments



KERN COUNCIL OF GOVERNMENTS & CALTRANS REGIONAL COORDINATION FOR PROJECTS REGIONAL SIGNIFICANCE PROPOSED PROJECT LIST (YEARS 6-7)



No.	Project	Dist	RTE	Post Miles	Project Title / Description	Phase	Construction Cost (\$K)	Year
PROPOSED PROJECT LIST (YEARS 6-7)								
1	1C060	6	223	1.85 / 10.5	Kern 223 Rehab / Remove and Replace HMA (Full Depth Recycle)	Proposed	\$9,877	2024/25
2	0Y150	6	223	R20.1 / 21.3	Arvin CAPM / Pavement Preservation (Multi-Asset CAPM)	ENV	\$5,029	2024/25
3	0W920	6	5	4.4 / 10.20	Grapevine Rehab / Pavement Rehabilitation (2R)	ENV	\$95,658	2024/25
4	37920	9	58	77.252 / 88.34	Keene Pavement / Pavement Repair CAPM/Rehab	ENV	\$165,515	2024/25
5	1A810	6	99	54.6 / 54.61	Delano Facility. Reconstruct Building	ENV	\$3,486	2025/26
6	1A760	6	46	50.80 / 57.78	East Wasco CAPM / Rehabilitate Pavement	ENV	\$20,211	2025/26
7	1A680	6	46	33.50 / 46.00	Semitropic CAPM / Overlay RHMA, Upgrade Guardrail and Dikes	ENV	\$20,994	2025/26
8	0X370	6	99	21.15 / 24.60	Bakersfield 99 Rehab II (South) / Roadway Rehabilitation (3R)	ENV	\$68,290	2025/26
9	0W830	6	33	14.40 / 17.90	South Taft Rehab / Roadway Rehabilitation (3R)	ENV	\$26,704	2025/26
10	0W930	6	5	15.9R / 30.0	KER I5 CAPM / Remove .35' HMA and Place .25' HMA and 0.10' RHMA	ENV	\$35,406	2025/26
11	0X570	6	5	.73 / 1.08	Tejon SRRA Water & Wastewater Upgrades / Upgrade Water and Wastewater Systems	ENV	\$10,170	2025/26



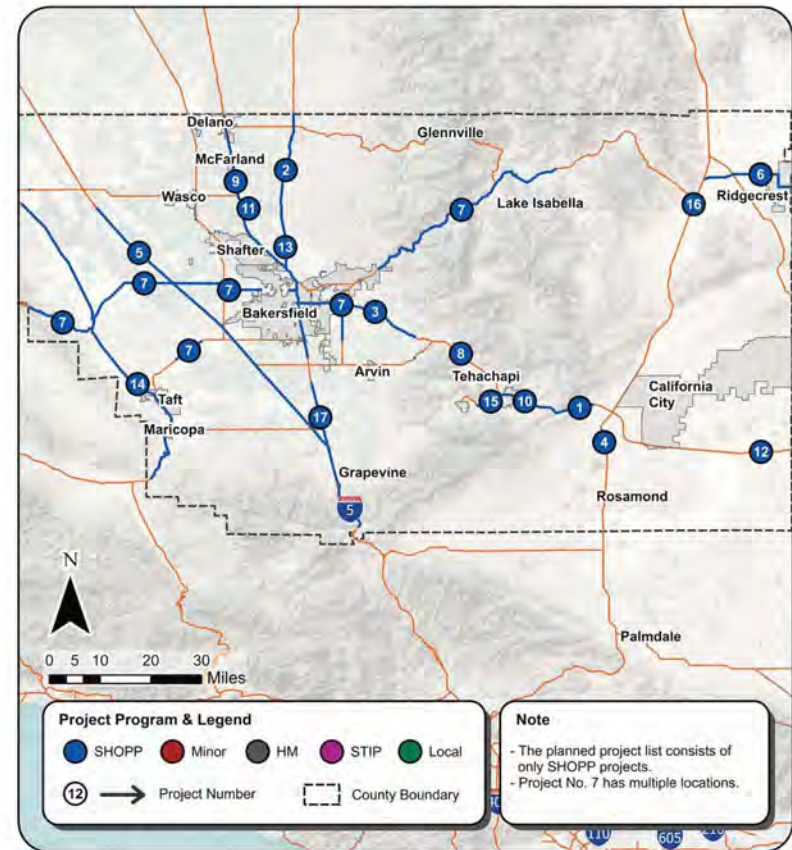
Attachment B: Current Listings of State Highway Maintenance Project Investments



KERN COUNCIL OF GOVERNMENTS & CALTRANS REGIONAL COORDINATION FOR PROJECTS REGIONAL SIGNIFICANCE PLANNED PROJECT LIST (YEARS 8-10)



No	Project	Dist	RTE	Post Miles	Project Title / Description	Phase	Construction Cost (\$K)	Year
PLANNED PROJECT LIST (YEARS 8-10)								
1	38310	9	58	R99.8 / R107.7	Cache Creek Pavement / Restore Pavement and Drainage	Future	\$39,623	2026/27
2	19565	6	65	6.90 / 25.16	CAPM	Future	\$16,351	2026/27
3	0X450	6	58	R64.9 / R64.91	Arvin KER-58 Wim Upgrade / Improve Weigh Facility	Future	\$3,051	2026/27
4	37520	9	14	R12.6 / 16.7	Mojave Pavement / Rehab/CAPM Pavement and Upgrade ADA	Future	\$47,558	2026/27
5	19586	6	5	52.80 / 62.6	Rehab	Future	\$76,423	2027/28
6	38330	9	178	88.6 / 104.6	Ridgecrest/Inyokern Pavement / Restore Pavement, Fix Drainage and ADA	Future	\$72,355	2027/28
7	22144	6	58	3.03 / 72.67	In Kern County at various locations. Drainage improvements	Future	\$14,196	2027/28
8	22129	9	58	81 / 81.1	In Kern county at CVEF on Route 58 eastbound	Future	\$1,260	2028/29
9	1A660	6	99	R43.9R / 49.4	CAPM	Future	\$9,522	2028/29
10	37510	9	58	R90.5 / R100.0	In Kern county at Tehachapi from Exit 148 to 0.04 miles south of Cache Creek Overflow #2 bridge.	Future	\$41,208	2028/29
11	22167	6	99	R43.6R / R43.61R	50 0011R Spot prep and paint steel members	Future	\$2,115	2028/29
12	21986	9	58	R138.75 / R139.0	In Kern County at Boron SRRA. Rehab wastewater treatment.	Future	\$2,994	2028/29
13	19581	6	65	R0.0 / 6.9	CAPM	Future	\$13,058	2028/29
14	19564	6	33	17.9 / 24.0	CAPM	Future	\$7,991	2028/29
15	20430	9	202	R5.0 / 12.093	In Kern County in and near Tehachapi from the beginning of the route to route 58.	Future	\$9,387	2028/29
16	21985	9	14	56.3 / 56.4	In Kern County at Freeman Gulch Bridge (No. 50-0014)	Future	\$2,463	2028/29
17	19556	6	99	0.00 / 10.50	CAPM SB only	Future	\$13,724	2028/29



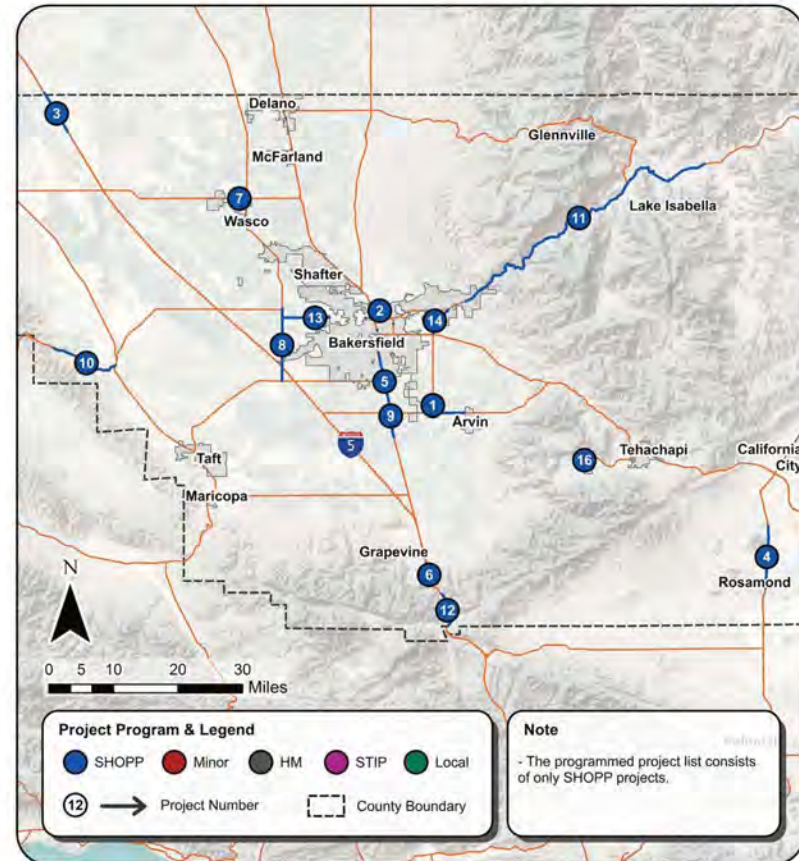
Attachment B: Current Listings of State Highway Maintenance Project Investments



KERN COUNCIL OF GOVERNMENTS & CALTRANS REGIONAL COORDINATION FOR PROJECTS REGIONAL SIGNIFICANCE PROGRAMMED PROJECT LIST (YEARS 1-5) - PART I



No.	Project	Dist	RTE	Post Miles	Project Title / Description	Phase	Construction Cost (\$K)	Year
PROGRAMMED PROJECT LIST (YEARS 1-5)								
1	0V280	6	184	L0.9 / L1.1	Kern 184/Sunset Roundabout / Intersection Improvements	CON	\$9,050	2019/20
2	0U490	6	204	5.1 / 6.7	Golden Empire CAPM / Pavement Preservation (CAPM)	Closeout	\$5,105	2019/20
3	0U470	6	5	82 / 87	Lost Hills Rehab / Pavement Rehabilitation (2R)	CON	\$29,330	2019/20
4	36740	9	14	R4.7 / R12.6	Rosamond-Mojave Rehab / 2R	CON	\$73,615	2019/20
5	0U240	6	99	VAR / VAR	Various locations in Kern and Kings Counties	CON	\$10,802	2019/20
6	0W160	6	5	5.97 / 9.78	Grapevine Culvert Repair / Upgrade Drainage Systems	CON	\$14,214	2019/20
7	0U480	6	46	49 / 50.9	Wasco Route 46 CAPM / Pavement Preservation (CAPM)	Closeout	\$7,610	2019/20
8	0U100	6	43	0 / 9.3	Enos Lane CAPM & ADA Curb Ramps / Pavement Preservation (CAPM)	CON	\$14,339	2019/20
9	0Q920	6	99	10.4 / 21.2	Union Ave to White Lane 2R Rehab / Pavement Rehabilitation and Improve Vertical Clearance	CON	\$66,740	2019/20
10	0X350	6	58	6.00 / 15.40	Reward CAPM / Pavement Preservation (CAPM)	DES / ROW	\$15,970	2020/21
11	0X520	6	178	VAR / VAR	Weedpatch to Lake Isabella Rumble Strips / Construct Centerline and Shoulder Rumble Strips	CON	\$6,513	2020/21
12	1A600	6	5	R0.0 / 5.0	Kern 5 Emergency Pavement Repairs / Repair Damaged Pavement	CON	\$1,638	2020/21
13	0U110	6	58	39.9 / 46	West Rosedale CAPM / Pavement Preservation (CAPM)	ENV	\$12,400	2020/21
14	0U430	6	184	8.3 / 12.13	Morning Drive 3R Rehab / Roadway Rehabilitation (3R)	DES / ROW	\$12,140	2020/21
15	0X770	6	43	25.2 / 25.4	Wasco SR43/46 Intersection Improvements / Intersection Improvements	ENV	\$10,100	2021/22
16	36750	9	202	0.25 / 0.25	Tehachapi Maintenance Station Relocation / Construct New Maintenance Station	DES / ROW	\$16,783	2021/22



KERN COUNCIL OF GOVERNMENTS & CALTRANS REGIONAL COORDINATION FOR PROJECTS REGIONAL SIGNIFICANCE
PROGRAMMED PROJECT LIST (YEARS 1-5) - PART II



Project Program & Legend

- SHOPP
- Minor
- HM
- STIP
- Local

(12) → Project Number [---] County Boundary

Note

- The programmed project list consists of only SHOPP projects.

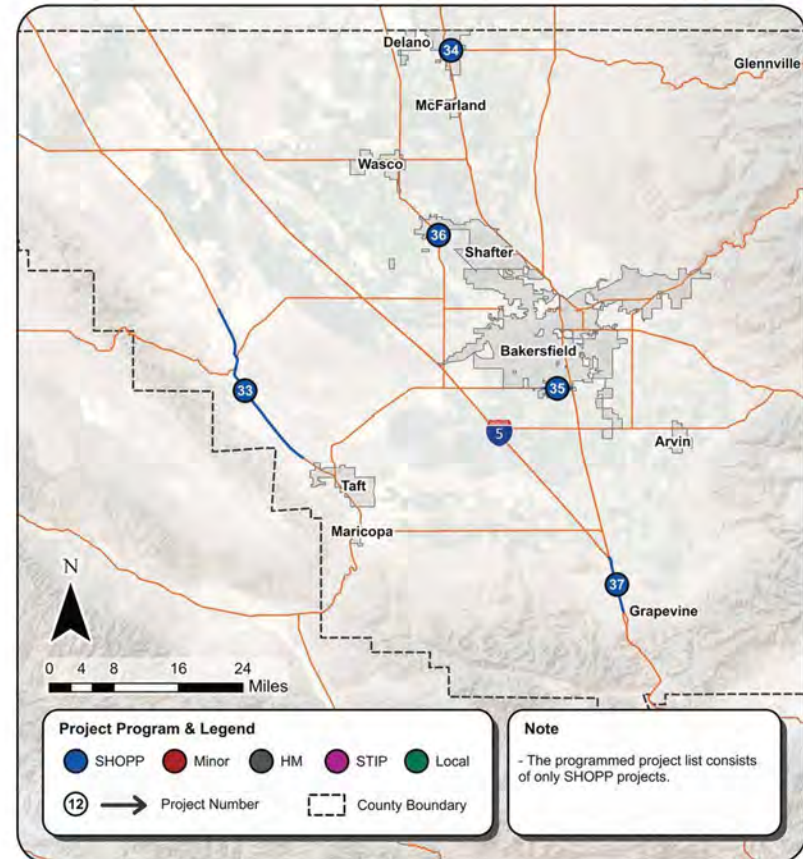
Attachment B: Current Listings of State Highway Maintenance Project Investments



KERN COUNCIL OF GOVERNMENTS & CALTRANS REGIONAL COORDINATION FOR PROJECTS REGIONAL SIGNIFICANCE PROGRAMMED PROJECT LIST (YEARS 1-5) - PART III



No.	Project	Dist	RTE	Post Miles	Project Title / Description	Phase	Construction	
PROGRAMMED PROJECT LIST (YEARS 1-5)								
							Cost (\$K)	Year
33	0X240	6	33	21.8 / 39.8	KER 33 Culvert Rehab / Repair & Replace Culverts.	ENV	\$11,430	2023/24
34	0W810	6	155	0.00 / 1.50	Delano SR-155 Rehab (3R) / Roadway Rehabilitation (3R)	ENV	\$16,740	2023/24
35	0V610	6	119	28.3 / 31.28	Pumpkin Center 3R Rehab / Roadway Rehabilitation (3R)	DES / ROW	\$57,300	2023/24
36	1A470	6	43	15.8 / 15.8	Santa Fe Roundabout / Construct Roundabout	ENV	\$13,617	2023/24
37	0U500	6	5	10.20 / 15.90	Wheeler Ridge CAPM / Pavement Preservation (Multi-Asset CAPM)	ENV	\$22,350	2023/24



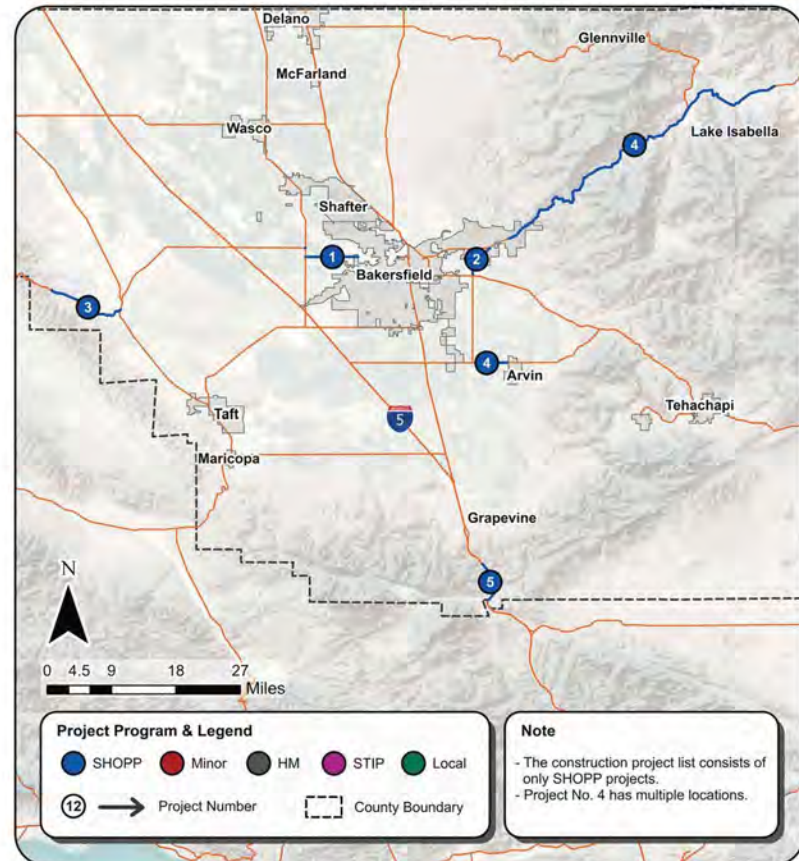
Attachment B: Current Listings of State Highway Maintenance Project Investments



KERN COUNCIL OF GOVERNMENTS & CALTRANS REGIONAL COORDINATION FOR PROJECTS REGIONAL SIGNIFICANCE CONSTRUCTION READY PROJECT LIST



No.	Project	Dist	RTE	Post Miles	Project Title / Description	Phase	Construction	
CONSTRUCTION READY PROJECT LIST (READY TO LIST ACHIEVED)							Cost (\$K)	Year
1	0U110	6	58	39.9 / 46	West Rosedale CAPM / Pavement Preservation (CAPM)	CON	\$12,400	2020/21
2	0U430	6	184	8.3 / 12.13	Morning Drive 3R Rehab / Roadway Rehabilitation (3R)	DES	\$12,140	2020/21
3	0X350	6	58	6.00 / 15.40	Reward CAPM / Pavement Preservation (CAPM)	DES	\$15,970	2020/21
4	0X520	6	178	VAR / VAR	Weedpatch to Lake Isabella Rumble Strips / Construct Centerline and Shoulder Rumble Strips	CON	\$6,513	2020/21
5	1A600	6	5	R0.0 / 5.0	Kern 5 Emergency Pavement Repairs / Repair Damaged Pavement	CON	\$1,638	2020/21



Attachment B: Current Listings of State Highway Maintenance Project Investments



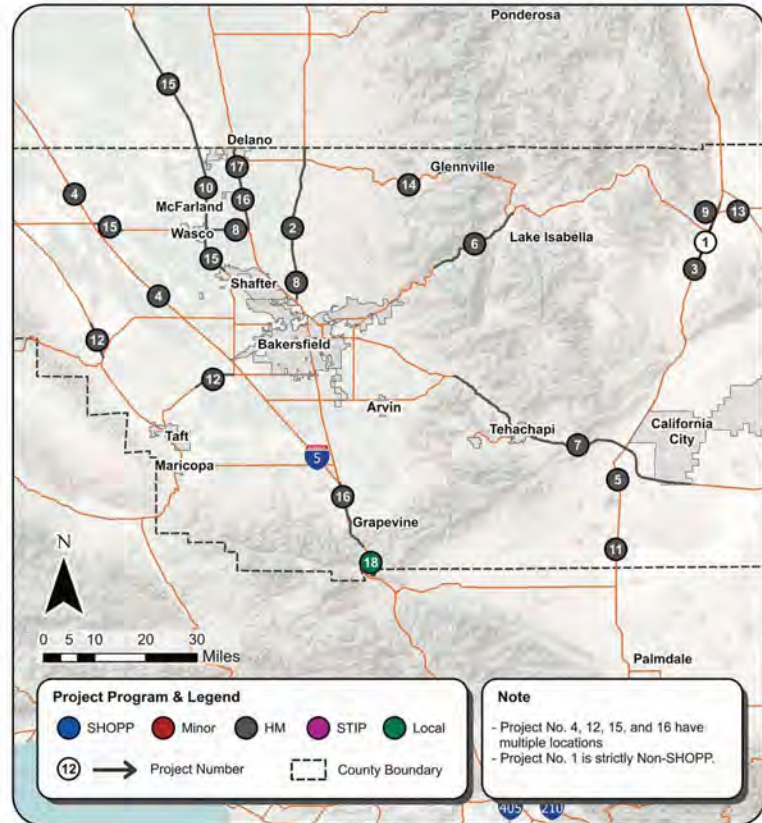
KERN COUNCIL OF GOVERNMENTS & CALTRANS REGIONAL COORDINATION FOR PROJECTS REGIONAL SIGNIFICANCE NON-SHOPP PROGRAM PROJECT LIST - PART I



No.	Project	Dist	RTE	Post Miles	Project Title / Description	Phase	Construction Cost (\$K)	Year
NON-SHOPP PROJECT LIST								
1	45712	6	14	53/58.3	Freeman Gulch Widening-Segment 2 / Convert Existing 2-Lane to 4-Lane Expressway	DES / ROW	\$85,530	2022/23
2	1B080	6	65	1.0 / 25.169	Striping / 6 inch Stripe	CON	\$2,570	2020/21
3	38570	9	14	52.8 / 58.3	Pavement Preservation / AR Chip Seal - SB1	CON	\$916	2020/21
4	1A930	6	5	77.0 / 82.6	Rigid Roadbeds / PCC Slab Replacement	CON	\$1,075	2020/21
5	38590	9	14	R12.3 / R15.3	Pavement Preservation / Digouts	CON	\$1,761	2020/21
6	0Y110	6	178	24.6 / R44.191	Pavement Preservation / PME Medium Chip Seal	CON	\$2,525	2020/21
7	38580	9	58	77.252 / R125.3	Pavement Preservation / Digouts	CON	\$1,100	2020/21
8	1A950	6	46	51.2 / 57.785	Pavement Preservation / Remove and Replace RHMA Type G	CON	\$4,300	2020/21
9	38800	9	14	58.3 / 62.2	Slopes/Vegetation / Slope Repair	CON	\$40	2020/21
10	1A890	6	43	25.2 / 38.807	Pavement Preservation / RHMA Type G with Digouts	CON	\$5,425	2020/21
11	38660	9	14	R3.0 / R3.0	Landscaping / Irrigation Repair	CON	\$32	2020/21
12	1B000	6	33	34.2 / 40.0	Pavement Preservation / PME Medium Chip Seal	CON	\$2,425	2020/21
13	38130	9	178	91.88 / 91.88	Maintenance Facilities / Pave portion of yard	CON	\$215	2020/21
14	1B020	6	155	35.5 / 37.5	Pavement Preservation / 0.15 HMA Type a w/ Digouts	CON	\$2,650	2020/21
15	1A990	6	43	17.3 / R24.0	Pavement Preservation / PME Med Chip Seal	CON	\$3,400	2020/21
16	1A900	6	5	4.4 / R15.8R	Rigid Roadbeds / PCC Slab Replacement	CON	\$2,950	2020/21
17	1C002	6	99	54.5 / 54.5	Maintenance Facilities / Slurry Seal Delano MF	CON	\$224	2020/21
18	0Y550	6	5	0.8/2	Lebec Mountain Village Roundabout / Construct Roundabout at Ramp Intersections	ENV	\$402	2023/24

Created By Caltrans
2/26/2021 4:23 PM

Page 7 of 12



Non-SHOPP Program Project List - Part I

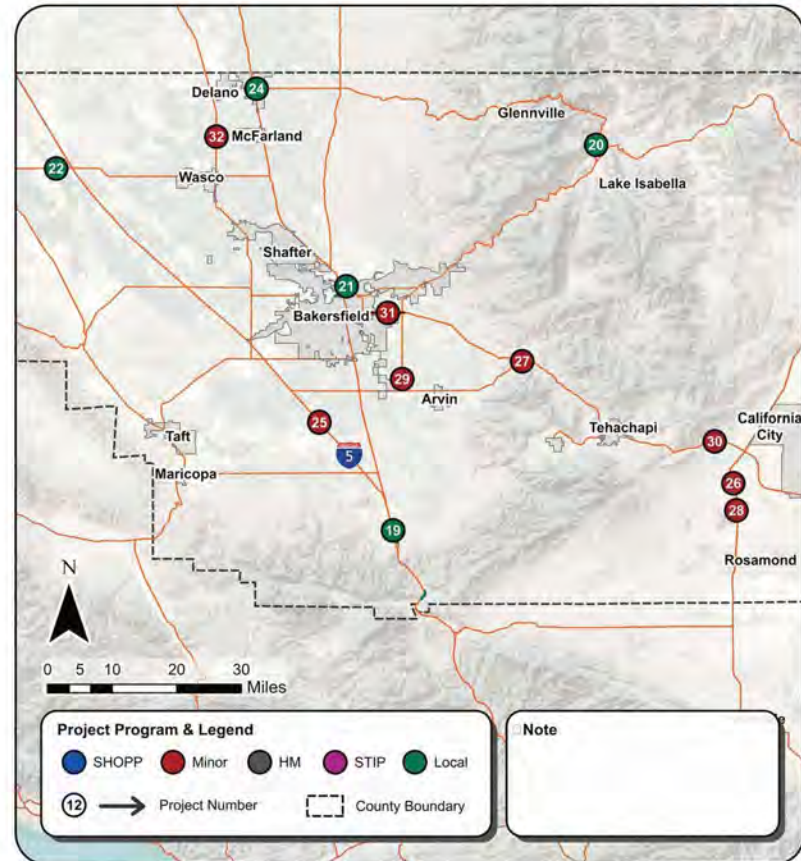
Attachment B: Current Listings of State Highway Maintenance Project Investments



KERN COUNCIL OF GOVERNMENTS & CALTRANS REGIONAL COORDINATION FOR PROJECTS REGIONAL SIGNIFICANCE NON-SHOPP PROGRAM PROJECT LIST - PART II



No.	Project	Dist	RTE	Post Miles	Project Title / Description	Phase	Construction Cost (\$K)	Year
NON-SHOPP PROJECT LIST								
19	0R100	6	5	9.5/12	Grapevine Interchange / Relocate Interchange	ENV	\$1,200	2025/26
20	0V770	6	155	68.2/R68.6	Usace Lake Isabella Oversight Projects / Realign Roadway	CON	\$419	Future
21	48450	6	204	5.9/6.8	Hageman Flyover / Extension and Connection to RTE 204	DES / ROW	\$5,658	2021/22
22	1A220	6	46	30.5/30.5	Lost Hills Pedestrian OC / Construct Pedestrian Overcrossing	DES	\$1,300	2020/21
23	48451	6	99	27.3/27.3	Hageman Flyover - Pedestrian Overcrossing / Pedestrian Overcrossing	DES	\$0	2021/22
24	1A500	6	155	0.47/0.47	SR-155/Lexington Intersection Improvement / Intersection Improvement	ENV	\$498	2021/22
25	0T030	6	5	28.17 / 28.17	Mobility - TMS / In Kern, Kings and Fresno Counties, on Route 5 at various locations. Install Vehicle Detection Systems (VDS).	CON	\$3,762	2020/21
26	37710	9	14	R15.5 / R15.5	Mojave Special Crews Building Remodel / Remodel Maintenance Station	CON	\$2,273	2020/21
27	1A330	6	58	76.1 / 76.6	KER 58 Eastern Kern Lane Replacement / Remove and Replace #2 Lane	ENV	\$1,900	2021/22
28	37730	9	14	L16.6 / L16.6	Mojave HMS Phase III / Construct Phase Three of Maintenance Station	CON	\$2,273	2020/21
29	0V290	6	184	1.5 / 1.5	Safety Improvements / In Kern County, in Lamont at Hall Road. Modify traffic signal.	DES	\$327	2021/22
30	38180	9	58	R107.0 / R107.0	Ca 58 CMS Maintenance Pull Out / Construct Pull Out	CON	\$382	2020/21
31	0Y940	6	58	R55.47 / R59.67	Pavement / In Kern County, in Bakersfield on Route 58 at various ramps/locations. Remove and replace pavement.	DES	\$400	2021/22
32	0N590	6	43	30.4 / 30.4	Safety - Collision Reduction / In Kern County, at Sherwood Avenue. Extend culvert.	DES	\$250	2021/22



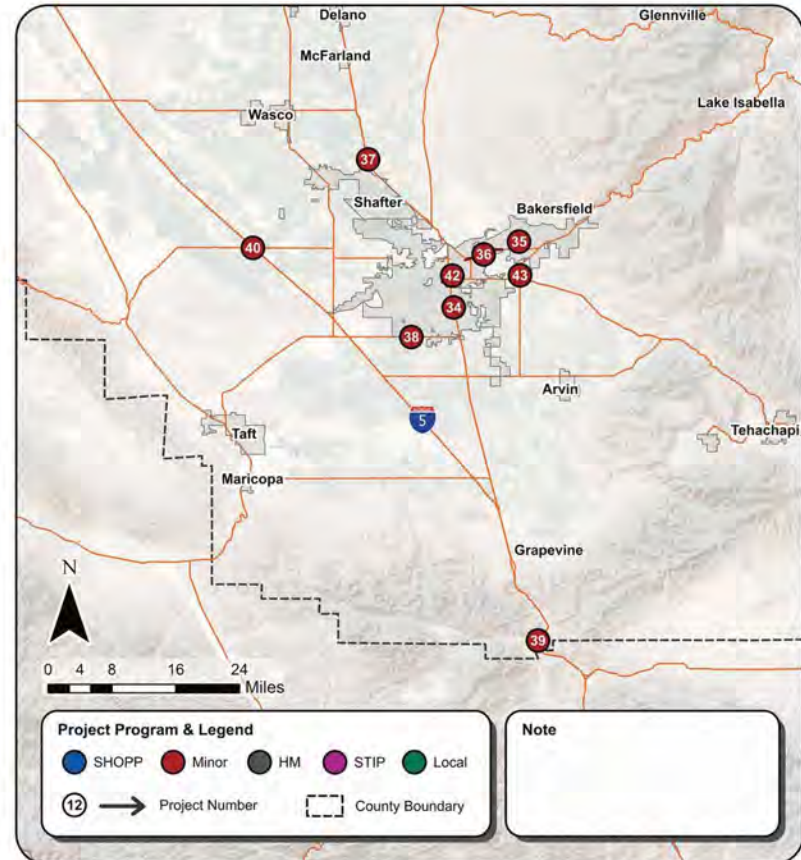
Attachment B: Current Listings of State Highway Maintenance Project Investments



KERN COUNCIL OF GOVERNMENTS & CALTRANS REGIONAL COORDINATION FOR PROJECTS REGIONAL SIGNIFICANCE NON-SHOPP PROGRAM PROJECT LIST - PART III



No.	Project	Dist	RTE	Post Miles	Project Title / Description	Phase	Construction Cost (\$K)	Year
NON-SHOPP PROJECT LIST								
33	0S790	6	178	R4.5 / R4.5	Pavement / In Kern County, in Bakersfield at the Mount Vernon Avenue westbound onramp. Remove and replace pavement.	DES	\$384	2021/22
34	1A150	6	99	20.6 / 20.6	Major Damage - Protective Betterments / In Kern County, in Bakersfield at Pacheco Road. Upgrade fence.	DES	\$163	2021/22
35	1A130	6	178	R4.6 / R5.2	Major Damage - Protective Betterments / In Kern County, in the city of Bakersfield at various locations. Construct fence.	DES	\$195	2021/22
36	0Y950	6	178	R1.89 / R5.78	Pavement / In Kern County, in Bakersfield on Route 178 at various ramps/locations. Remove and replace pavement.	DES	\$415	2021/22
37	0V130	6	99	R39.1 / R39.1	Pavement / In Kern County, near Bakersfield on Route 99 at Merced Avenue offramp. Remove asphalt pavement and replace with concrete pavement.	DES	\$600	2021/22
38	0X920	6	119	26.1 / 26.4	Safety Improvements / In Kern County, at Old River Road. Install safety lighting.	DES	\$205	2021/22
39	1B160	6	5	R0.0 / R0.0	Mobility - Operational Improvements / In Fresno, Kern, Kings, Madera and Tulare counties on various routes at various locations. Repair and replace detection loops	DES	\$325	2021/22
40	1C240	6	58	31.44 / 31.75	Pavement / In Kern County from 0.01 miles west of Route 5 SB offramp to Tracy Avenue (East). Remove and replace pavement and loops.	CON	\$385	2020/21
41	1A420	6	178	R4.6 / R4.6	Major Damage - Protective Betterments /	CON	\$134	2020/21
42	0X540	6	178	R2.26 / R2.26	Safety Improvements / In Kings County, at Pickerell Avenue. Install flashing beacon.	DES	\$205	2020/21
43	1A860	6	184	8.35 / 8.35	Pavement / In Kern County, near Bakersfield at Edison Road. Remove and replace pavement.	DES	\$410	2020/21



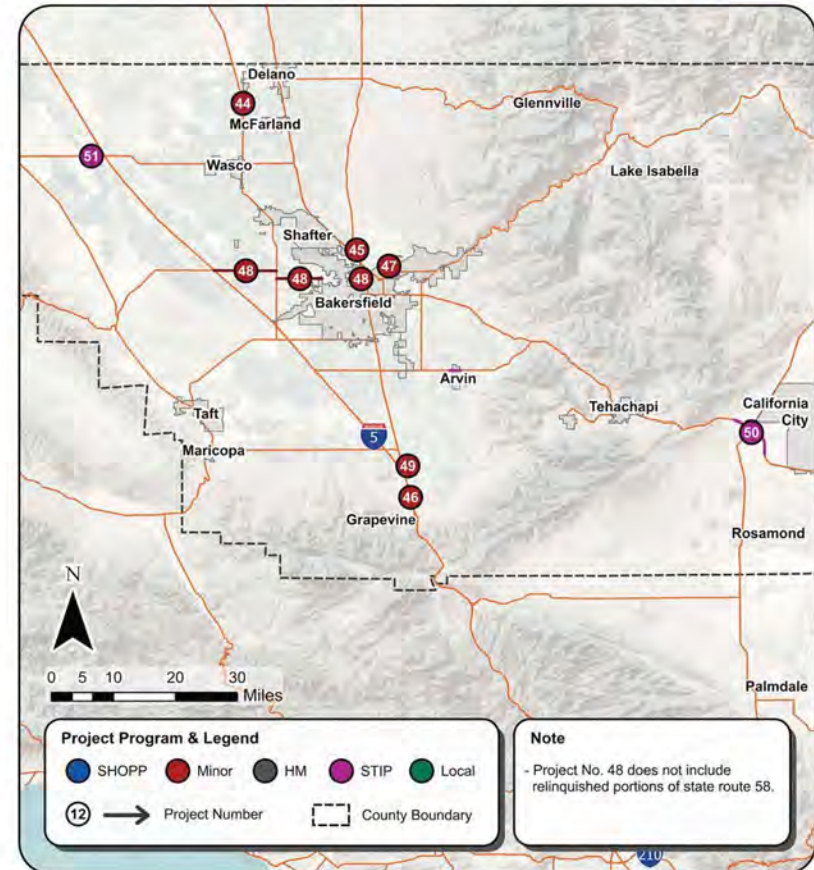
Attachment B: Current Listings of State Highway Maintenance Project Investments



KERN COUNCIL OF GOVERNMENTS & CALTRANS REGIONAL COORDINATION FOR PROJECTS REGIONAL SIGNIFICANCE NON-SHOPP PROGRAM PROJECT LIST - PART IV



No.	Project	Dist	RTE	Post Miles	Project Title / Description	Phase	Construction	
							Cost (\$K)	Year
NON-SHOPP PROJECT LIST								
44	0Y340	6	43	33.2 / 33.5	Safety Improvements / In Kern County, at Pond Road. Install flashing beacon.	DES	\$173	2020/21
45	1A550	6	99	26.7 / 26.7	Bridge - Health / In Kern County, on Route 99 at the Calloway Canal Bridge and on Route 119 at the Weed Creek and Broad Creek Bridges. Repair bridges.	DES	\$555	2021/22
46	1C030	6	5	11.7 / 12.39	Mobility - WIM Scales & CVEFs / In Kern County from the Grapevine Commercial Vehicle Enforcement Facility to 2.6 miles south of the Route 99 junction. Replace weigh station message sign.	DES	\$500	2021/22
47	0Y780	6	99	26.502 / 26.502	Facilities / In Bakersfield, at the old California Highway Patrol (CHP) facility at 4040 Buck Owens Boulevard. Acquire facility to maintain Transportation Management Center (TMC) functions.	DES	\$106	2021/22
48	1B150	6	58	31.6 / 51.8	Kern Freeway Signs / Upgrade and Install Freeway Signs	CON	\$460	2020/21
49	1C330	6	5	13.54 / 13.8	Pavement / In Kern County at the NB off ramp to Wheeler Ridge. Remove and Replace HMA	DES	\$325	2021/22
50	44255	6	46	29.7/31.9	Route 46 Conv/Exwy Segment 4B / 2-Lane Conventional Highway to 4-Lane Expressway Segment 4B	CON	\$40,503	2020/21
51	24340	6	58	173.3/189.9	Mojave Bypass Closeout / Bypass	Closeout	\$87,010	Future



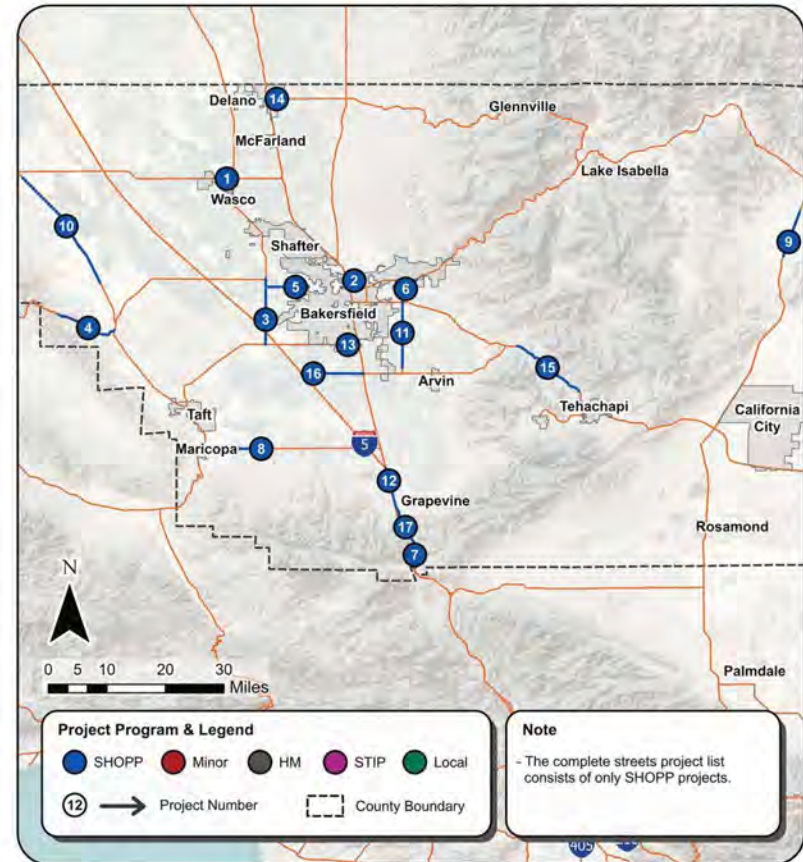
Attachment B: Current Listings of State Highway Maintenance Project Investments



KERN COUNCIL OF GOVERNMENTS & CALTRANS REGIONAL COORDINATION FOR PROJECTS REGIONAL SIGNIFICANCE COMPLETE STREETS PROJECT LIST - PART I



No.	Project	Dist	RTE	Post Miles	Project Title / Description	Phase	Construction	
							Cost (\$K)	Year
COMPLETE STREETS PROJECT LIST								
1	0U480	6	46	49 / 50.9	Wasco Route 46 CAPM / Pavement Preservation (CAPM)	Closeout	\$7,610	2019/20
2	0U490	6	204	5.1 / 6.7	Golden Empire CAPM / Pavement Preservation (CAPM)	Closeout	\$5,105	2019/20
3	0U100	6	43	0 / 9.3	Enos Lane CAPM & ADA Curb Ramps / Pavement Preservation (CAPM)	CON	\$14,339	2019/20
4	0X350	6	58	6.00 / 15.40	Reward CAPM / Pavement Preservation (CAPM)	DES / ROW	\$15,970	2020/21
5	0U110	6	58	39.9 / 46	West Rosedale CAPM / Pavement Preservation (CAPM)	Closeout	\$12,400	2020/21
6	0U430	6	184	8.3 / 12.13	Morning Drive 3R Rehab / Roadway Rehabilitation (3R)	DES / ROW	\$12,140	2020/21
7	0X330	6	5	0.0 / 4.40	Fort Tejon 2R Rehab / Pavement Rehabilitation (2R)	ENV	\$31,350	2022/23
8	0X380	6	166	0.00 / 9.00	Maricopa Highway CAPM / Pavement Preservation (Multi-Asset CAPM)	ENV	\$14,540	2022/23
9	37890	9	14	46.2 / 52.8	Freeman 3 CAPM / Pavement Repair (CAPM)	ENV	\$8,707	2022/23
10	0Y130	6	33	40.40 / 59.00	Blackwell's Corner CAPM / Pavement Preservation (Multi-Asset CAPM)	ENV	\$22,570	2022/23
11	0U290	6	184	0.8 / 8.3	Weedpatch Hwy 3R Rehab / Roadway Rehabilitation (3R)	DES / ROW	\$33,055	2022/23
12	0U500	6	5	10.20 / 15.90	Wheeler Ridge CAPM / Pavement Preservation (Multi-Asset CAPM)	ENV	\$22,350	2023/24
13	0V610	6	119	28.3 / 31.28	Pumpkin Center 3R Rehab / Roadway Rehabilitation (3R)	DES / ROW	\$57,300	2023/24
14	0W810	6	155	0.00 / 1.50	Delano SR-155 Rehab (3R) / Roadway Rehabilitation (3R)	ENV	\$16,740	2023/24
15	37920	9	58	77.252 / 88.34	Keene Pavement / Pavement Repair CAPM/Rehab	ENV	\$165,515	2024/25
16	1C060	6	223	1.85 / 10.5	Kern 223 Rehab / Remove and Replace HMA (Full Depth Recycle)	ENV	\$9,877	2024/25
17	0W920	6	5	4.4 / 10.20	Grapevine Rehab / Pavement Rehabilitation (2R)	ENV	\$95,658	2024/25



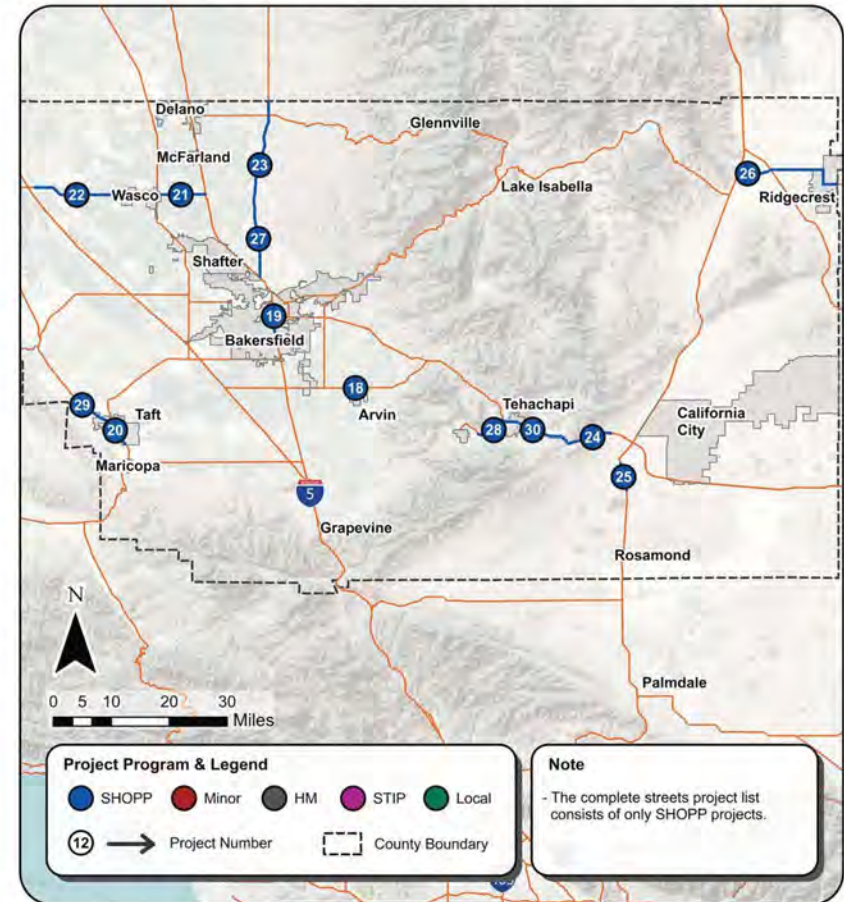
Attachment B: Current Listings of State Highway Maintenance Project Investments



KERN COUNCIL OF GOVERNMENTS & CALTRANS REGIONAL COORDINATION FOR PROJECTS REGIONAL SIGNIFICANCE COMPLETE STREETS PROJECT LIST - PART II



No.	Project	Dist	RTE	Post Miles	Project Title / Description	Phase	Construction	
							Cost (\$K)	Year
COMPLETE STREETS PROJECT LIST								
18	0Y150	6	223	R20.1 / 21.3	Arvin CAPM / Pavement Preservation (Multi-Asset CAPM)	ENV	\$5,029	2024/25
19	0X370	6	99	21.15 / 24.60	Bakersfield 99 Rehab II (South) / Roadway Rehabilitation (3R)	ENV	\$68,290	2025/26
20	0W830	6	33	14.40 / 17.90	South Taft Rehab / Roadway Rehabilitation (3R)	ENV	\$26,704	2025/26
21	1A760	6	46	50.80 / 57.78	East Wasco CAPM / Rehabilitate Pavement	ENV	\$20,211	2025/26
22	1A680	6	46	33.50 / 46.00	Semitropic CAPM / Overlay RHMA, Upgrade Guardrail and Dikes	ENV	\$20,994	2025/26
23	19565	6	65	6.90 / 25.16	CAPM	Future	\$16,351	2026/27
24	38310	9	58	R99.8 / R107.7	Cache Creek Pavement / Restore Pavement and Drainage	ENV	\$39,623	2026/27
25	37520	9	14	R12.6 / 16.7	Mojave Pavement / Rehab/CAPM Pavement and Upgrade ADA	ENV	\$47,558	2026/27
26	38330	9	178	88.6 / 104.6	Ridgecrest/Inyokern Pavement / Restore Pavement, Fix Drainage and ADA	ENV	\$72,355	2027/28
27	19581	6	65	R0.0 / 6.9	CAPM	Future	\$13,058	2028/29
28	20430	9	202	R5.0 / 12.093	In Kern County in and near Tehachapi from the beginning of the route to route 58	Future	\$9,387	2028/29
29	19564	6	33	17.9 / 24.0	CAPM	Future	\$7,991	2028/29
30	37510	9	58	R90.5 / R100.0	In Kern county at Tehachapi from Exit 148 to 0.04 miles south of Cache Creek Overflow #2 bridge.	Future	\$41,208	2028/29



Attachment C: Save the Dates Memo for upcoming 2024 RTIP Workshops



March 1, 2023

TO: Regional Project Delivery Partners

FROM: AHRON HAKIMI,
EXECUTIVE DIRECTOR

Raquel Pacheco,
Regional Planner

SUBJECT: **SAVE THE DATE - 2024 RTIP KCOG WORKSHOPS**

Please make a note of the dates and time listed below for the Kern COG 2024 RTIP Workshops. Reminder e-mail messages, workshop flyers, and agenda packages will be sent out as each date approaches. Dates will be included in updated TTAC and Board agenda reports.

- Wednesday **April 26, 2023** – 10:00 AM to 11:00 AM – teleconference
- Wednesday **June 21, 2023** – 10:00 AM to 11:00 AM – teleconference
- Wednesday **August 23, 2023** – 10:00 AM to 11:00 AM – teleconference
- Wednesday **September 13, 2023** – 10:00 AM to 11:00 AM – teleconference (tentative)

Topics for presentations and discussions may include but are not limited to the following items:

April Workshop

- STIP 101, latest guidelines and KCOG policy
- Current funding needs of projects in the STIP and those that were delayed
- Status of partnership projects in Eastern Kern MOU with Inyo, Mono & Caltrans
- Discussion on need for future call for projects

June Workshop

- Update on funding needs of projects in the STIP and those that were delayed
- Advancing newer projects of interest and partnership
- Options for administrative draft 2024 RTIP Capital Improvement Program

August Workshop

- Review and discuss proposed administrative draft 2024 RTIP Capital Improvement Program

September Workshop (tentative)

- Review and discuss proposed administrative draft 2024 RTIP Capital Improvement Program

Kern Council of Governments

1401 19th Street, Suite 300, Bakersfield, California 93301 (661) 861-2191 Facsimile (661) 324-8215 TTY (661) 832-7433 www.kerncog.org

Attachment D: KCOG RIP 60/40 Status

DRAFT Regional Improvement Program 60/40 Formula Apportionment

(Programming After 2022 RTIP)

Project Description	Balance	Non - 60/40	Metro	%	Non-Metro	%
1998 RTIP Augmentation	\$6,177,000		\$3,706,200	60%	\$2,470,800	40%
Cecil Ave; Albany St-Browning Rd	\$5,646,000				\$531,000	
7th Standard; Rte 99-Santa Fe Exp.	\$5,070,000				\$576,000	
Wheeler Ridge Rd; Le Gray Rd-Rte 223	\$3,970,000				\$1,100,000	
Rte 14; old Rte 58-Phillips Rd	\$3,550,000				\$420,000	
Rte 46; SLO Co. line-Keck's Corner * ^a	\$3,185,000				\$365,000	
Rte 46; Wasco Rte 43 N.-Jumper Ave	\$2,185,000				\$1,000,000	
Rte 58; in Tehachapi at Dennison Rd	\$1,685,000				\$500,000	
Rte 119; in Taft, Cherry-Tupman	\$868,000				\$817,000	
Rte 184; Rte 223-Panama Lane	\$254,000				\$614,000	
Rte 395; Inyo Co.-Olancho/Cartago	\$139,000				\$115,000	
1998 Balance	\$139,000* ^b		\$0	0%	\$6,038,000	98%
2000 RTIP Committed Programming*^c	\$7,426,000		\$4,455,600	60%	\$2,970,400	40%
Rte 14; old Rte 58-Phillips Rd	\$2,000,000				\$5,426,000	
Rte 46; SLO Co. line-Keck's Corner * ^a	\$1,000,000				\$1,000,000	
Rte 46; Keck's Road to I-5 * ^a	\$0				\$1,000,000	
2000 Balance			\$0	0%	\$7,426,000	100%
2002 RTIP Committed Programming*^c	\$37,008,000		\$8,766,000	60%	\$5,844,000	40%
STIP PPM	\$36,510,000	\$498,000				
Westside Parkway* ^d	\$14,610,000	\$21,900,000				
Rte 14; near Rte 178	\$13,086,000				\$1,524,000	
Rte 46; Keck's Road to I-5* ^a	\$8,631,000				\$4,455,000	
Rte 46; Rte43 N.-Jumper Ave	\$8,221,000				\$410,000	
Rte 58; in Tehachapi at Dennison Rd	\$7,186,000				\$1,035,000	
Rte 99; White Lane Soundwall	\$6,436,000		\$750,000			
Rte 119; in Taft, Cherry-Tupman	\$5,436,000				\$1,000,000	
Rte 184; Weedpatch Hwy	\$4,096,000				\$1,340,000	
Rte 395; China Lake Blvd to Rte178	\$3,296,000				\$800,000	
Rte 395; Mono Co. - Highpoint Curve	\$3,165,000				\$131,000	
Rte 395; I-15 to Rte 58	\$1,165,000				\$2,000,000	
West Ridgecrest Blvd	\$165,000				\$1,000,000	
7th Standard Road (East) - Wings Way	\$0		\$165,000			
2002 Balance			\$915,000	6%	\$13,695,000	94%
2004 RTIP Committed Programming*^c	\$72,132,000		\$24,643,800	60%	\$16,429,200	40%
STIP PPM	\$71,773,000	\$359,000				
Westside Parkway* ^d	\$41,073,000	\$30,700,000				
Rte 14; old Rte 58-Phillips Rd	\$22,960,000				\$18,113,000	
Rte 46; SLO Co. line-Keck's Corner * ^a	\$22,160,000				\$800,000	
Rte 46; Rte43 N.-Jumper Ave	\$21,500,000				\$660,000	
Rte 119; in Taft, Cherry-Tupman	\$21,000,000				\$500,000	
Rte 178; at Fairfax Rd	\$6,000,000		\$15,000,000			
7th Standard Road Interchange	\$3,500,000		\$2,500,000			
7th Standard Road (East) - Wings Way	\$1,000,000		\$2,500,000			
7th Standard Road (West) - Shafter	\$0				\$1,000,000	
2004 Balance			\$20,000,000	49%	\$21,073,000	51%

Attachment D: KCOG RIP 60/40 Status

DRAFT Regional Improvement Program 60/40 Formula Apportionment

(Programming After 2022 RTIP)

Project Description	Balance	Non- 60/40	Metro	%	Non-Metro	%
2006 RTIP - Respreading Budget^{*c}	\$13,014,000		\$7,733,400	60%	\$5,155,600	40%
STIP PPM	\$12,889,000	\$125,000				
Rte 58; in Tehachapi at Dennison Rd	\$11,720,000				\$1,169,000	
Rte 395; China Lake Blvd to Rte178	\$11,280,000				\$440,000	
Rte 395; Inyo Co.-Indep. Mitigation	\$11,200,000				\$80,000	
7th Standard Road (West) - Shafter	\$0				\$11,200,000	
2006 Balance			\$0	0%	\$12,889,000	100%
2006 RTIP Augmentation	\$20,592,000		\$1,843,200	60%	\$1,228,800	40%
STIP PPM	\$19,772,000	\$820,000				
Westside Parkway ^{*d}	\$3,072,000	\$16,700,000				
Rte 46; Keck's Road to Rte 33 ^{*a}	\$2,622,000				\$450,000	
Rte 395; Inyo Co.-Independence	\$687,000				\$1,935,000	
Rte 395; Inyo Co.-Olancho/Cartago	\$0				\$687,000	
2006 Augmentation Balance			\$0	0%	\$3,072,000	100%
2008 RTIP Committed Programming	\$164,761,000		\$61,756,800	60%	\$41,171,200	40%
STIP PPM	\$161,598,000	\$3,163,000				
Westside Parkway ^{*d}	\$28,398,000	\$58,670,000	\$74,530,000			
Rte 46; SLO Co. line-Keck's Corner ^{*a}	\$27,098,000				\$1,300,000	
Rte 46; Keck's Road to Rte 33 ^{*a}	\$0				\$27,098,000	
2008 Balance			\$74,530,000	72%	\$28,398,000	28%
2010 RTIP Committed Programming	\$54,477,000		\$31,620,000	60%	\$21,080,000	40%
STIP PPM	\$52,700,000	\$1,777,000				
Westside Parkway	\$2,700,000		\$50,000,000			
SR 99: South	\$0		\$2,700,000			
2010 Balance			\$52,700,000	100%	\$0	0%
2012 RTIP Committed Programming	\$16,318,000		\$9,232,800	60%	\$6,155,200	40%
STIP PPM	\$15,388,000	\$930,000				
Rte 14; near Rte 178	\$9,868,000				\$5,520,000	
Rte 395; Inyo Co. Olancho/Cartago	\$7,700,000				\$2,168,000	
West Ridgecrest Blvd	\$1,500,000				\$6,200,000	
Challenger Drive Ext.	\$0				\$1,500,000	
2012 Balance			\$0	0%	\$15,388,000	100%
2014 RTIP Committed Programming	\$5,803,000		\$3,123,000	60%	\$2,082,000	40%
STIP PPM	\$5,205,000	\$598,000				
Rte 119; Truck Climbing Lane	\$0				\$5,205,000	
2014 Balance			\$0	0%	\$5,205,000	100%
2016 RTIP Respreading Budget^{*c}	\$38,398,000		\$22,560,600	60%	\$15,040,400	40%
STIP PPM	\$37,601,000	\$797,000				
Rte 46; Lost Hill Rd to E of I-5; 4A ^{*a}	\$33,501,000				\$4,100,000	
Rte 58; Westside Parkway Connector	\$500,000		\$33,001,000			
Rte 395; Inyo Co. Olancho/Cartago Arch.	\$0				\$500,000	
2016 Balance			\$33,001,000	87%	\$4,600,000	12%

Attachment D: KCOG RIP 60/40 Status

DRAFT Regional Improvement Program 60/40 Formula Apportionment

(Programming After 2022 RTIP)

Project Description	Balance	Non- 60/40	Metro	%	Non-Metro	%
2018 RTIP Committed Programming	\$38,820,000		\$22,842,000	60%	\$15,228,000	40%
STIP PPM	\$38,070,000	\$750,000				
Rte 14 Freeman Gulch-Segment 2	\$36,110,000				\$1,960,000	
Rte 46; Brown Mat.-e/o Lost Hills Rd; 4B* ^a	\$33,710,000				\$2,400,000	
Rte 58; WS Pkwy Conn Mainline Ph1	\$3,500,000		\$30,210,000			
Rte 132 Expressway, Phase 1	\$0				\$3,500,000	
2018 Balance			\$30,210,000	79%	\$7,860,000	21%
2020 RTIP Cycle Committed Programming	\$19,095,000		\$11,007,000	60%	\$7,338,000	40%
STIP PPM	\$18,345,000	\$750,000				
Rte 46; CA Aque. Br-e/o Lost Hills Rd; 4B* ^a	\$14,745,000				\$3,600,000	
Rte 46; Brown Mat.-CA Aqueduct; 4C	\$9,295,000				\$5,450,000	
Rte 395; Inyo Co. Olancho/Cartago	\$0				\$9,295,000	
2020 Balance			\$0	0%	\$18,345,000	100%
2022 RTIP Cycle	\$38,053,000		\$22,057,200	60%	\$14,704,800	40%
STIP PPM	\$36,762,000	\$1,291,000				
Rte 46; Lost Hill Rd to E of I-5; 4A* ^a	\$32,638,000				\$4,124,000	
Rte 46; Brown Mat.-CA Aqueduct; 4C	\$24,093,000				\$8,545,000	
Rte 58/99 Centennial Loop Connector	\$0		\$24,093,000			
2022 Balance			\$24,093,000	66%	\$12,669,000	34%
End Balance*^d			\$235,449,000	60%	\$156,658,000	40%
			\$235,264,200	60%	\$156,842,800	40%
			\$184,800		-\$184,800	

Notes:

*^a As per \$45 million total commitment.

*^b Carryover included in the next RTIP fund estimate because no project was ready to utilize for any phase of development.

*^c The 2006 RTIP and 2016 RTIP do not offer any new programming dollars instead existing unallocated programming from previous RTIP cycles has been respread.

*^d \$145 million of 1998 RTIP funds were dedicated to the former Kern River Freeway in the Metro area at the beginning of SB45 and before the 60/40 policy adoption. The "End Balance" is calculated without the \$145 million.

*^e "End Balance" analysis consists of the sum of committed programming. Kern COG staff was careful not to double count any commitments. Please bring any corrections to the attention of Kern COG staff.

Attachment E: 2024 RTIP Capital Improvement Program – Baseline v2

KERN COUNCIL OF GOVERNMENTS - 2024 REGIONAL TRANSPORTATION IMPROVEMENT PROGRAM - BASELINE CAPITAL IMPROVEMENT PROGRAM VERSION 2 (\$ X 1,000)																				
PROJECT DESCRIPTION	NOTES	PRIORITY	CURRENT AND PROPOSED PHASES				PROJECT TOTAL	KCOG ALL RIP TOTAL	SUMMARY OF ALL FUNDING SOURCES				KCOG RTIP CAPITAL IMPROVEMENT PROGRAM - RIP ONLY							
			ENV	DES	ROW	CON			IIP	KCOG SHARE RIP	OTHER	TOTAL	PRIOR YEAR	2022 STIP CARRYOVER			NEW 2024 RTIP			2024 RTIP
														2024-25	2025-26	2026-27	2027-28	2028-29	MAX SHARE	APDE
PLANNING, PROGRAMMING & MONITORING							\$ 1,591	\$ 1,591	\$ -	\$ 1,591	\$ -	\$ 1,591		\$ 591	\$ 500	\$ 500	\$ -	\$ -		\$ -
2024 REGIONAL TRANSPORTATION IMPROVEMENT PROGRAM - PROPOSED CAPITAL IMPROVEMENT PROGRAM																				
SR 58/99 – CENTENNIAL CORRIDOR CONNECTOR - EB SR 58 to NB SR 99	1	1	●				\$ 26,093	\$ 24,093	\$ -	\$ 24,093	\$ 2,000	\$ 26,093	\$ -	\$ -	\$ 24,093	\$ -	\$ -	\$ -	\$ -	\$ -
SR 58 CENTENNIAL CORRIDOR MAINLINE AB 3090 ALLOCATIONS	2	1	●	●	●	●	\$ 63,211	\$ 63,211	\$ -	\$ 63,211	\$ -	\$ 63,211	\$ 63,211	\$ -	\$ -	\$ -	\$ -	\$ -	\$ -	\$ -
SR 46 - WIDENING SEGMENT 4B	3	2	●	●	●	●	\$ 40,503	\$ 6,000	\$ -	\$ 6,000	\$ 34,503	\$ 40,503	\$ 6,000	\$ -	\$ -	\$ -	\$ -	\$ -	\$ -	\$ -
SR 46 - WIDENING SEGMENT 4C	4	2	●	●	●	●	\$ 38,050	\$ 13,995	\$ -	\$ 13,995	\$ 24,055	\$ 38,050	\$ 13,995	\$ -	\$ -	\$ -	\$ -	\$ -	\$ -	\$ -
SR 204 / HAGEMAN FLYOVER	5	B	●	●	●	●	\$ 84,002	\$ 2,686	\$ -	\$ 2,686	\$ 81,316	\$ 84,002	\$ 2,686	\$ -	\$ -	\$ -	\$ -	\$ -	\$ -	\$ -
SR 58 TRUCK CLIMBING LANES	6	B	●				\$ 3,200	\$ 2,272	\$ -	\$ 2,272	\$ 928	\$ 3,200	\$ 2,272	\$ -	\$ -	\$ -	\$ -	\$ -	\$ -	\$ -
APDE PROJECTS (ADVANCE PROJECT DEVELOPMENT ELEMENT)																				
NO APDE PROJECTS IDENTIFIED	7						\$ -	\$ -	\$ -	\$ -	\$ -	\$ -	\$ -	\$ -	\$ -	\$ -	\$ -	\$ -	\$ -	\$ -
TOTAL FOR 2024 RTIP SUBMITTAL							\$ 256,650	\$ 113,848	\$ -	\$ 113,848	\$ 142,802	\$ 256,650	\$ 88,164	\$ 591	\$ 24,593	\$ 500	\$ -	\$ -	\$ -	\$ -

NOTE 1: SR 58/99 CENTENNIAL CORRIDOR LOOP WAS ADDED AS PART OF 2022 STIP AMENDMENT.

NOTE 2: THE AB 3090 ALLOCATION PAYMENTS WERE APPROVED BY THE CTC ON OCTOBER 17, 2019. ALL ALLOCATIONS HAVE BEEN RECEIVED. THIS PROJECT IS UNDER CONSTRUCTION.

NOTE 3: SR 46 WIDENING SEGMENT 4B IS NOW UNDER CONSTRUCTION AND DOES NOT NEED TO MOVE FORWARD INTO THE 2024 RTIP.

NOTE 4: SR 46 WIDENING SEGMENT 4C IS NOW UNDER CONSTRUCTION AND DOES NOT NEED TO MOVE FORWARD INTO THE 2024 RTIP.

NOTE 5: SR 204 / HAGEMAN FLYOVER WAS ADDED WITH THE 2021 MID-CYCLE STIP AND INCLUDES BOTH STIP (\$2.686 MILLION) AND NON-STIP (\$2.565 MILLION) COVID FUNDING. TOTAL COVID \$5.251 MILLION.

NOTE 6: SR 58 TRUCK CLIMBING LANES WAS ADDED WITH THE 2021 MID-CYCLE STIP AND INCLUDES BOTH STIP (\$2.272 MILLION) AND NON-STIP (\$928,000) COVID FUNDING. TOTAL COVID \$3.2 MILLION. FUTURE PHASES TO BE FUNDED WITH SHOPP AND DOES NOT NEED TO MOVE FORWARD INTO THE 2024 RTIP.

NOTE 7: APDE OPTIONS ARE OUTLINED IN STIP GUIDELINES AND DEPENDENT ON OUTER YEAR CAPACITY. PROPOSED APDE ACTIVITY IS CONSIDERED AN ADVANCE OF FUTURE RIP SHARES.

NOTE 8: CALTRANS IS REQUESTING \$7.520 MILLION RIP FOR SR 58/99 CENTENNIAL CORRIDOR PHASE 2 CONNECTOR - SB SR 99 TO WB SR 58. (\$4.020 MILLION IS REQUIRED TCEP MATCH)

REVISED DRAFT 2024 STIP FUND ESTIMATE
Table 1 - Reconciliation to County and Interregional Shares
(\$ in millions)

	Public Transportation Account						5-Year	6-Year
Public Transportation Account (PTA)	2023-24	2024-25	2025-26	2026-27	2027-28	2028-29	Total	Total
2024 FE PTA Target Capacity	\$120	\$105	\$60	\$60	\$50	\$40	\$315	\$435
Total 2024 STIP FE PTA Capacity	\$120	\$105	\$60	\$60	\$50	\$40	\$315	\$435
2022 STIP Program ¹	\$229	\$99	\$62	\$22	\$0	\$0	\$183	\$412
Extensions	\$50	\$59	\$0	\$0	\$0	\$0	\$59	\$109
Advances	(\$1)	\$0	\$0	\$0	\$0	\$0	\$0	(\$1)
Net PTA STIP Program	\$278	\$157	\$62	\$22	\$0	\$0	\$242	\$520
PTA Capacity for County Shares	(\$158)	(\$52)	(\$2)	\$38	\$50	\$40	\$73	(\$85)
Cumulative	(\$158)	(\$211)	(\$213)	(\$175)	(\$125)	(\$85)	-	-

	State Highway Account						5-Year	6-Year
State Highway Account (SHA)	2023-24	2024-25	2025-26	2026-27	2027-28	2028-29	Total	Total
2024 FE SHA Target Capacity	\$475	\$525	\$525	\$500	\$500	\$500	\$2,550	\$3,025
Total 2024 STIP FE SHA Capacity	\$475	\$525	\$525	\$500	\$500	\$500	\$2,550	\$3,025
2022 STIP Program ¹	\$215	\$363	\$292	\$243	\$0	\$0	\$898	\$1,113
Extensions	\$151	\$12	\$0	\$0	\$0	\$0	\$12	\$163
Advances	(\$5)	\$0	(\$4)	\$0	\$0	\$0	(\$4)	(\$9)
Net SHA STIP Program	\$360	\$375	\$288	\$243	\$0	\$0	\$906	\$1,266
SHA Capacity for County Shares	\$115	\$150	\$237	\$257	\$500	\$500	\$1,644	\$1,759
Cumulative	\$115	\$264	\$502	\$759	\$1,259	\$1,759	-	-
Total Capacity	(\$44)	\$97	\$235	\$295	\$550	\$540	\$1,718	\$1,674

Notes:

Numbers may not add due to rounding.

¹Draft 2023 Orange Book as of July 17, 2023

Attachment F: Draft 2024 STIP Fund Estimate

DRAFT 2024 STIP FUND ESTIMATE
Table 2 - Summary of Targets and Shares
(\$ in thousands)

County	2024 STIP Programming		
	Base (Minimum)	Total Target	Maximum
	Share through 2027-28	Share through 2028-29	Estimated Share through 2031-32
Alameda	49,377	64,236	199,103
Alpine	847	1,273	5,141
Amador	3,667	4,632	13,392
Butte	5,754	8,433	32,740
Calaveras	0	1,117	11,356
Colusa	1,796	2,553	9,425
Contra Costa	32,993	43,154	135,375
Del Norte	0	0	2,710
El Dorado LTC	9,159	11,135	29,073
Fresno	32,534	43,433	142,349
Glenn	500	1,292	8,484
Humboldt	6,478	9,297	34,882
Imperial	19,483	24,630	71,350
Inyo	0	2,742	39,428
Kern	31,505	46,349	181,082
Kings	0	371	18,899
Lake	4,503	5,746	17,030
Lassen	6,267	8,062	24,355
Los Angeles	131,421	216,817	991,876
Madera	296	2,239	19,868
Marin	0	0	13,092
Mariposa	1,458	2,188	8,814
Mendocino	9,038	11,731	36,177
Merced	12,981	16,586	49,306
Modoc	2,810	3,775	12,536
Mono	6,076	9,097	36,516
Monterey	10,448	15,515	61,507
Napa	0	0	12,953
Nevada	3,877	5,431	19,539
Orange	44,562	71,965	320,675
Placer TPA	0	0	32,863
Plumas	2,550	3,630	13,434
Riverside	35,374	59,788	281,373
Sacramento	52,513	66,606	194,511
San Benito	0	0	0
San Bernardino	77,490	105,358	358,293
San Diego	42,715	74,241	360,379
San Francisco	30,212	37,590	104,551
San Joaquin	36,881	44,617	114,833
San Luis Obispo	12,217	17,613	66,589
San Mateo	31,644	39,000	105,761
Santa Barbara	14,006	20,122	75,634
Santa Clara	4,761	21,943	177,888
Santa Cruz	5,755	8,602	34,442
Shasta	4,227	7,323	35,421
Sierra	1,106	1,640	6,481
Siskiyou	4,630	6,802	26,515
Solano	0	0	32,218
Sonoma	12,281	17,499	64,862
Stanislaus	11,026	16,482	65,994
Sutter	1,969	3,205	14,421
Tahoe RPA	598	1,209	6,752
Tehama	13,603	15,180	29,495
Trinity	4,300	5,442	15,814
Tulare	14,199	21,032	83,057
Tuolumne	4,245	5,494	16,824
Ventura	98,960	107,857	188,608
Yolo	10,619	13,251	37,136
Yuba	5,614	6,609	15,644
Statewide Regional	961,325	1,361,934	5,118,826
Interregional	172,685	312,076	1,577,214
TOTAL	1,134,010	1,674,010	6,696,040

	New Capacity
Statewide SHA Capacity	1,758,767
Statewide PTA Capacity	(84,757)
Total STIP Capacity	1,674,010

Attachment F: Draft 2024 STIP Fund Estimate

DRAFT 2024 STIP FUND ESTIMATE

Table 3 - Calculation of New Programming Targets and Shares - Base (Minimum)

(\$ in thousands)

County	Net Carryover		2024 STIP Share through 2027-28		
	Unprogrammed Balance	Balance Advanced	Formula Distribution	Net Share (Base)	Net Advance
Alameda	6,217	0	30,035	49,377	0
Alpine	0	14	861	847	0
Amador	1,678	0	1,951	3,667	0
Butte	341	0	5,413	5,754	0
Calaveras	0	2,292	2,280	0	(12)
Colusa	166	0	1,530	1,796	0
Contra Costa	12,455	0	20,538	32,993	0
Del Norte	0	5,670	1,400	0	(4,270)
El Dorado LTC	5,164	0	3,995	9,159	0
Fresno	10,506	0	22,028	32,534	0
Glenn	0	1,102	1,602	500	0
Humboldt	775	0	5,698	6,478	0
Imperial	9,078	0	10,405	19,483	0
Inyo	0	9,470	8,170	0	(1,300)
Kern	1,500	0	30,005	31,505	0
Kings	0	5,797	4,126	0	(1,671)
Lake	1,919	0	2,513	4,503	0
Lassen	2,564	0	3,628	6,267	0
Los Angeles	0	59,353	172,604	131,421	0
Madera	0	3,630	3,926	296	0
Marin	0	18,482	5,275	0	(13,207)
Mariposa	0	18	1,476	1,458	0
Mendocino	3,479	0	5,444	9,038	0
Merced	5,694	0	7,287	12,981	0
Modoc	859	0	1,951	2,810	0
Mono	0	30	6,106	6,076	0
Monterey	206	0	10,242	10,448	0
Napa	0	7,577	3,430	0	(4,147)
Nevada	735	0	3,142	3,877	0
Orange	0	10,825	55,387	44,562	0
Placer TPA	0	16,056	8,174	0	(7,882)
Plumas	367	0	2,183	2,550	0
Riverside	0	13,972	49,346	35,374	0
Sacramento	24,029	0	28,484	52,513	0
San Benito	0	14,123	2,012	0	(12,111)
San Bernardino	0	18,583	56,328	77,490	0
San Diego	0	21,008	63,723	42,715	0
San Francisco	1,548	0	14,912	30,212	0
San Joaquin	0	4,756	15,637	36,881	0
San Luis Obispo	0	1,490	10,907	12,217	0
San Mateo	16,776	0	14,868	31,644	0
Santa Barbara	1,643	0	12,363	14,006	0
Santa Clara	0	29,968	34,729	4,761	0
Santa Cruz	0	0	5,755	5,755	0
Shasta	0	2,524	6,257	4,227	0
Sierra	28	0	1,078	1,106	0
Siskiyou	240	0	4,390	4,630	0
Solano	0	22,751	9,184	0	(13,567)
Sonoma	1,733	0	10,548	12,281	0
Stanislaus	0	0	11,026	11,026	0
Sutter	0	529	2,498	1,969	0
Tahoe RPA	0	636	1,234	598	0
Tehama	10,279	0	3,188	13,603	0
Trinity	1,990	0	2,310	4,300	0
Tulare	386	0	13,813	14,199	0
Tuolumne	1,722	0	2,523	4,245	0
Ventura	80,977	0	17,983	98,960	0
Yolo	0	2,400	5,319	10,619	0
Yuba	3,602	0	2,012	5,614	0
	0	0	0	0	0
Statewide Regional	208,656	273,056	845,232	961,325	(58,166)
	0	0	0	0	0
Interregional	0	118,059	281,744	172,685	0
	0	0	0	0	0
TOTAL	208,656	391,115	1,126,976	1,134,010	(58,166)
Statewide SHA Capacity				1,258,767	
Statewide PTA Capacity				(124,757)	
Total				1,134,010	

Attachment F: Draft 2024 STIP Fund Estimate

DRAFT 2024 STIP FUND ESTIMATE

Table 4 - Calculation of New Programming Targets and Shares - Total Target
(\$ in thousands)

County	Net Carryover		2024 STIP Share through 2028-29			
	Unprogrammed Balance	Balance Advanced	Formula Distribution	Add Back Lapses 2021-22 & 2022-23	Net Share (Total Target)	Net Advance
Alameda	6,217	0	44,894	13,125	64,236	0
Alpine	0	(14)	1,287	0	1,273	0
Amador	1,678	0	2,916	38	4,632	0
Butte	341	0	8,092	0	8,433	0
Calaveras	0	(2,292)	3,409	0	1,117	0
Colusa	166	0	2,287	100	2,553	0
Contra Costa	12,455	0	30,699	0	43,154	0
Del Norte	0	(5,670)	2,093	0	0	(3,577)
El Dorado LTC	5,164	0	5,971	0	11,135	0
Fresno	10,506	0	32,927	0	43,433	0
Glenn	0	(1,102)	2,394	0	1,292	0
Humboldt	775	0	8,517	5	9,297	0
Imperial	9,078	0	15,552	0	24,630	0
Inyo	0	(9,470)	12,212	0	2,742	0
Kern	1,500	0	44,849	0	46,349	0
Kings	0	(5,797)	6,168	0	371	0
Lake	1,919	0	3,756	71	5,746	0
Lassen	2,564	0	5,423	75	8,062	0
Los Angeles	0	(59,353)	258,000	18,170	216,817	0
Madera	0	(3,630)	5,869	0	2,239	0
Marin	0	(18,482)	7,885	0	0	(10,597)
Mariposa	0	(18)	2,206	0	2,188	0
Mendocino	3,479	0	8,137	115	11,731	0
Merced	5,694	0	10,892	0	16,586	0
Modoc	859	0	2,916	0	3,775	0
Mono	0	(30)	9,127	0	9,097	0
Monterey	206	0	15,309	0	15,515	0
Napa	0	(7,577)	5,127	0	0	(2,450)
Nevada	735	0	4,696	0	5,431	0
Orange	0	(10,825)	82,790	0	71,965	0
Placer TPA	0	(16,056)	12,217	0	0	(3,839)
Plumas	367	0	3,263	0	3,630	0
Riverside	0	(13,972)	73,760	0	59,788	0
Sacramento	24,029	0	42,577	0	66,606	0
San Benito	0	(14,123)	3,008	0	0	(11,115)
San Bernardino	0	(18,583)	84,196	39,745	105,358	0
San Diego	0	(21,008)	95,249	0	74,241	0
San Francisco	1,548	0	22,290	13,752	37,590	0
San Joaquin	0	(4,756)	23,373	26,000	44,617	0
San Luis Obispo	0	(1,490)	16,303	2,800	17,613	0
San Mateo	16,776	0	22,224	0	39,000	0
Santa Barbara	1,643	0	18,479	0	20,122	0
Santa Clara	0	(29,968)	51,911	0	21,943	0
Santa Cruz	0	0	8,602	0	8,602	0
Shasta	0	(2,524)	9,353	494	7,323	0
Sierra	28	0	1,612	0	1,640	0
Siskiyou	240	0	6,562	0	6,802	0
Solano	0	(22,751)	13,728	0	0	(9,023)
Sonoma	1,733	0	15,766	0	17,499	0
Stanislaus	0	0	16,482	0	16,482	0
Sutter	0	(529)	3,734	0	3,205	0
Tahoe RPA	0	(636)	1,845	0	1,209	0
Tehama	10,279	0	4,765	136	15,180	0
Trinity	1,990	0	3,452	0	5,442	0
Tulare	386	0	20,646	0	21,032	0
Tuolumne	1,722	0	3,772	0	5,494	0
Ventura	80,977	0	26,880	0	107,857	0
Yolo	0	(2,400)	7,951	7,700	13,251	0
Yuba	3,602	0	3,007	0	6,609	0
Statewide Regional	208,656	(273,056)	1,263,407	122,326	1,361,934	(40,601)
Interregional	0	(118,059)	421,135	9,000	312,076	0
TOTAL	208,656	(391,115)	1,684,542	131,326	1,674,010	(40,601)
Statewide SHA Capacity					1,758,767	
Statewide PTA Capacity					(84,757)	
Total					1,674,010	

Attachment F: Draft 2024 STIP Fund Estimate

DRAFT 2024 STIP FUND ESTIMATE
Table 5 - Calculation of Targets and Shares - Maximum
(\$ in thousands)

County	Net Carryover		2024 STIP Estimated Share through 2031-32			
	Unprogrammed Balance	Balance Advanced	Formula Distribution	Add Back Lapses 2021-22 & 2022-23	Net Share (Maximum)	Net Advance
Alameda	6,217	0	179,761	13,125	199,103	0
Alpine	0	(14)	5,155	0	5,141	0
Amador	1,678	0	11,676	38	13,392	0
Butte	341	0	32,399	0	32,740	0
Calaveras	0	(2,292)	13,648	0	11,356	0
Colusa	166	0	9,159	100	9,425	0
Contra Costa	12,455	0	122,920	0	135,375	0
Del Norte	0	(5,670)	8,380	0	2,710	0
El Dorado LTC	5,164	0	23,909	0	29,073	0
Fresno	10,506	0	131,843	0	142,349	0
Glenn	0	(1,102)	9,586	0	8,484	0
Humboldt	775	0	34,102	5	34,882	0
Imperial	9,078	0	62,272	0	71,350	0
Inyo	0	(9,470)	48,898	0	39,428	0
Kern	1,500	0	179,582	0	181,082	0
Kings	0	(5,797)	24,696	0	18,899	0
Lake	1,919	0	15,040	71	17,030	0
Lassen	2,564	0	21,716	75	24,355	0
Los Angeles	0	(59,353)	1,033,059	18,170	991,876	0
Madera	0	(3,630)	23,498	0	19,868	0
Marin	0	(18,482)	31,574	0	13,092	0
Mariposa	0	(18)	8,832	0	8,814	0
Mendocino	3,479	0	32,583	115	36,177	0
Merced	5,694	0	43,612	0	49,306	0
Modoc	859	0	11,677	0	12,536	0
Mono	0	(30)	36,546	0	36,516	0
Monterey	206	0	61,301	0	61,507	0
Napa	0	(7,577)	20,530	0	12,953	0
Nevada	735	0	18,804	0	19,539	0
Orange	0	(10,825)	331,500	0	320,675	0
Placer TPA	0	(16,056)	48,919	0	32,863	0
Plumas	367	0	13,067	0	13,434	0
Riverside	0	(13,972)	295,345	0	281,373	0
Sacramento	24,029	0	170,482	0	194,511	0
San Benito	0	(14,123)	12,042	0	0	(2,081)
San Bernardino	0	(18,583)	337,131	39,745	358,293	0
San Diego	0	(21,008)	381,387	0	360,379	0
San Francisco	1,548	0	89,251	13,752	104,551	0
San Joaquin	0	(4,756)	93,589	26,000	114,833	0
San Luis Obispo	0	(1,490)	65,279	2,800	66,589	0
San Mateo	16,776	0	88,985	0	105,761	0
Santa Barbara	1,643	0	73,991	0	75,634	0
Santa Clara	0	(29,968)	207,856	0	177,888	0
Santa Cruz	0	0	34,442	0	34,442	0
Shasta	0	(2,524)	37,451	494	35,421	0
Sierra	28	0	6,453	0	6,481	0
Siskiyou	240	0	26,275	0	26,515	0
Solano	0	(22,751)	54,969	0	32,218	0
Sonoma	1,733	0	63,129	0	64,862	0
Stanislaus	0	0	65,994	0	65,994	0
Sutter	0	(529)	14,950	0	14,421	0
Tahoe RPA	0	(636)	7,388	0	6,752	0
Tehama	10,279	0	19,080	136	29,495	0
Trinity	1,990	0	13,824	0	15,814	0
Tulare	386	0	82,671	0	83,057	0
Tuolumne	1,722	0	15,102	0	16,824	0
Ventura	80,977	0	107,631	0	188,608	0
Yolo	0	(2,400)	31,836	7,700	37,136	0
Yuba	3,602	0	12,042	0	15,644	0
Statewide Regional	208,656	(273,056)	5,058,819	122,326	5,118,826	(2,081)
Interregional	0	(118,059)	1,686,273	9,000	1,577,214	0
TOTAL	208,656	(391,115)	6,745,092	131,326	6,696,040	(2,081)
Statewide SHA Capacity					7,035,068	
Statewide PTA Capacity					(339,028)	
Total					6,696,040	

Attachment F: Draft 2024 STIP Fund Estimate

DRAFT 2024 STIP FUND ESTIMATE
Table 6 - Planning, Programming, and Monitoring (PPM) Limitations
(\$ in thousands)

County	Base				Target	5% PPM Limitation	
	2020 STIP FY 2024-25	2022 STIP FY 2024-25 - 2026-27	2024 STIP FY 2024-25 - 2027-28	Total FY 2024-25 - 2027-28	2024 STIP FY 2028-29	FY 2024-25 - 2027-28 ¹	FY 2028-29
Alameda	11,315	22,035	30,035	63,385	14,859	3,169	743
Alpine	337	659	861	1,857	426	93	21
Amador	765	1,495	1,951	4,211	965	211	48
Butte	2,264	4,403	5,413	12,080	2,679	604	134
Calaveras	915	1,787	2,280	4,982	1,129	249	56
Colusa	606	1,183	1,530	3,319	757	166	38
Contra Costa	7,747	15,118	20,538	43,403	10,161	2,170	508
Del Norte	565	1,099	1,400	3,064	693	153	35
El Dorado LTC	1,568	3,062	3,995	8,625	1,976	431	99
Fresno	8,540	16,670	22,028	47,238	10,899	2,362	545
Glenn	635	1,239	1,602	3,476	792	174	40
Humboldt	2,280	4,443	5,698	12,421	2,819	621	141
Imperial	4,036	7,879	10,405	22,320	5,147	1,116	257
Inyo	3,152	6,153	8,170	17,475	4,042	874	202
Kern	11,506	22,452	30,005	63,963	14,844	3,198	742
Kings	1,687	3,296	4,126	9,109	2,042	455	102
Lake	990	1,934	2,513	5,437	1,243	272	62
Lassen	1,449	2,832	3,628	7,909	1,795	395	90
Los Angeles	68,508	133,672	172,604	374,784	85,396	18,739	4,270
Madera	1,570	3,067	3,926	8,563	1,943	428	97
Marin	2,119	4,131	5,275	11,525	2,610	576	131
Mariposa	593	1,158	1,476	3,227	730	161	37
Mendocino	2,150	4,191	5,444	11,785	2,693	589	135
Merced	2,802	5,472	7,287	15,561	3,605	778	180
Modoc	774	1,512	1,951	4,237	965	212	48
Mono	2,342	4,571	6,106	13,019	3,021	651	151
Monterey	4,032	7,873	10,242	22,147	5,067	1,107	253
Napa	1,395	2,724	3,430	7,549	1,697	377	85
Nevada	1,199	2,343	3,142	6,684	1,554	334	78
Orange	21,115	41,195	55,387	117,697	27,403	5,885	1,370
Placer TPA	2,928	5,706	8,174	16,808	4,043	840	202
Plumas	865	1,685	2,183	4,733	1,080	237	54
Riverside	18,432	35,968	49,346	103,746	24,414	5,187	1,221
Sacramento	10,720	20,919	28,484	60,123	14,093	3,006	705
San Benito	743	1,451	2,012	4,206	996	210	50
San Bernardino	21,436	41,832	56,328	119,596	27,868	5,980	1,393
San Diego	24,241	47,293	63,723	135,257	31,526	6,763	1,576
San Francisco	5,747	11,202	14,912	31,861	7,378	1,593	369
San Joaquin	5,820	11,361	15,637	32,818	7,736	1,641	387
San Luis Obispo	4,274	8,341	10,907	23,522	5,396	1,176	270
San Mateo	5,848	11,415	14,868	32,131	7,356	1,607	368
Santa Barbara	4,804	9,374	12,363	26,541	6,116	1,327	306
Santa Clara	13,406	26,162	34,729	74,297	17,182	3,715	859
Santa Cruz	2,317	4,522	5,755	12,594	2,847	630	142
Shasta	2,476	4,822	6,257	13,555	3,096	678	155
Sierra	411	803	1,078	2,292	534	115	27
Siskiyou	1,702	3,327	4,390	9,419	2,172	471	109
Solano	3,511	6,854	9,184	19,549	4,544	977	227
Sonoma	4,314	8,423	10,548	23,285	5,218	1,164	261
Stanislaus	4,302	8,394	11,026	23,722	5,456	1,186	273
Sutter	989	1,931	2,498	5,418	1,236	271	62
Tahoe RPA	490	956	1,234	2,680	611	134	31
Tehama	1,261	2,464	3,188	6,913	1,577	346	79
Trinity	895	1,749	2,310	4,954	1,142	248	57
Tulare	5,331	10,384	13,813	29,528	6,833	1,476	342
Tuolumne	987	1,929	2,523	5,439	1,249	272	62
Ventura	7,114	13,882	17,983	38,979	8,897	1,949	445
Yolo	2,073	4,047	5,319	11,439	2,632	572	132
Yuba	759	1,482	2,012	4,253	995	213	50
							0
Statewide	327,152	638,326	845,232	1,810,710	418,175	90,536	20,909

¹Includes PPM shares distributed in the Adopted 2022 STIP

August 17, 2023

TO: Transportation Planning Policy Committee

FROM: AHRON HAKIMI,
EXECUTIVE DIRECTOR

By: Raquel Pacheco, Regional Planner

SUBJECT: Transportation Planning Policy Committee Consent Agenda Item: IV. J.
CONGESTION MITIGATION AND AIR QUALITY (CMAQ) PROGRAM –
STATUS UPDATE

DESCRIPTION:

CMAQ applications were due July 17th and Kern COG staff has prepared a draft application log. A total of 19 applications were received by the deadline, requesting \$49.2 million in CMAQ funding. The Transportation Technical Advisory Committee has reviewed this item.

DISCUSSION:

Background

CMAQ, established in the 1991 Intermodal Surface Transportation Efficiency Act (ISTEA), remains in the federal transportation legislation for use at the regional level. CMAQ funding can be used to maintain and improve the existing transportation system, expand the system to reduce congestion, and to establish programs and projects that will assist the region in reducing mobile emissions and help meet federal air quality standards. Kern COG's *Chapter 5 CMAQ Policy and Procedure*, as last updated and approved by Kern COG's Board of Directors on November 17, 2016, will be referenced throughout this programming cycle.

On March 16, 2023, the Transportation Planning Policy Committee (TPPC) approved the timeline and funding targets for this CMAQ call for projects cycle. This cycle included funding for the Carbon Reduction Program (CRP). About \$26.4 million in CMAQ and CRP funding was available for fiscal years 23-24, 24-25, and 25-26.

Status Update

CMAQ applications were due July 17, 2023. Kern COG staff has prepared a draft application log (attached). A total of 19 applications were received by the deadline, requesting \$49.2 million in CMAQ funding. A CMAQ application summary and applications received were posted on July 25, 2023 to the Kern COG website at <https://www.kerncog.org/category/docs/ftip/>.

The next steps are for Kern COG staff to review application information received, provide comments to applicants, and facilitate TTAC peer review prior to developing the CMAQ Program of Projects. Upcoming activities/dates include:

- Kern COG staff to transmit questionable applications for Caltrans eligibility review
- TTAC subcommittee may submit comments to rpacheco@kerncog.org by **September 8, 2023**

- Comments received will be circulated to the respective applicant. Responses from the applicants will be discussed at the TTAC subcommittee review workshop tentatively scheduled for October 11, 2023 at 10:00 AM.

Kern COG staff will not circulate the draft program of projects until after the TTAC subcommittee review of applications. The Draft Program of Projects is expected to be presented to TTAC and TPPC in January 2024. Approval of the Final Program of Projects is expected February 2024. Once approved, the projects will then be incorporated into the Federal Transportation Improvement Program.

ACTION: Information. TTAC subcommittee peer review comments are due by **September 8, 2023.**

Attachment: "CMAQ application log"

Applications Received 7/17/23	CMAQ									
Agency	Application	2023-24		2024-25		2025-26		TOTAL		
		CRP	Local	CMAQ/CRP	Local	CMAQ/CRP	Local	CMAQ/CRP	Local	Total Project
Bakersfield	7	\$ -	\$ -	\$ 21,555,462	\$ 5,992,738	\$ 1,336,715	\$ 173,185	\$ 22,892,177	\$ 6,165,923	\$ 29,058,100
California City	1	\$ -	\$ -	\$ 364,123	\$ 47,177	\$ 3,582,809	\$ 464,191	\$ 3,946,932	\$ 511,368	\$ 4,458,300
Caltrans	1	\$ -	\$ -	\$ 3,541,200	\$ 458,800	\$ 6,329,895	\$ 820,105	\$ 9,871,095	\$ 1,278,905	\$ 11,150,000
GET	1	\$ -	\$ -	\$ 2,248,662	\$ 291,338	\$ -	\$ -	\$ 2,248,662	\$ 291,338	\$ 2,540,000
Kern COG	2	\$ -	\$ -	\$ 314,780	\$ 40,783	\$ 336,341	\$ 43,577	\$ 651,121	\$ 84,360	\$ 735,481
Kern County	3	\$ -	\$ -	\$ -	\$ -	\$ 4,100,003	\$ 531,199	\$ 4,100,003	\$ 531,199	\$ 4,631,202
Ridgecrest	1	\$ -	\$ -	\$ 456,726	\$ 59,174	\$ -	\$ -	\$ 456,726	\$ 59,174	\$ 515,900
Tehachapi	1	\$ -	\$ -	\$ 596,087	\$ 77,229	\$ 2,742,001	\$ 355,255	\$ 3,338,088	\$ 432,484	\$ 3,770,572
Wasco	2	\$ -	\$ -	\$ 18,102	\$ 221,898	\$ 1,694,588	\$ -	\$ 1,712,690	\$ 221,898	\$ 1,934,588
Total	19	\$ -	\$ -	\$ 29,095,142	\$ 7,189,137	\$ 20,122,352	\$ 2,387,512	\$ 49,217,494	\$ 9,576,649	\$ 58,794,143



IV. K. TPPC

August 17, 2023

TO: Transportation Planning Policy Committee

FROM: AHRON HAKIMI,
EXECUTIVE DIRECTOR

By: Raquel Pacheco, Regional Planner

SUBJECT: Transportation Planning Policy Committee Consent Agenda Item: IV. K.
REGIONAL SURFACE TRANSPORTATION PROGRAM (RSTP) – STATUS
UPDATE

DESCRIPTION:

RSTP applications were due July 17th and Kern COG staff has prepared a draft application log. A total of 19 applications were received by the deadline, requesting \$27.2 million in RSTP funding. The Transportation Technical Advisory Committee has reviewed this item.

DISCUSSION:

Background

RSTP, established in the 1991 Intermodal Surface Transportation Efficiency Act (ISTEA), remains in the federal transportation legislation for use at the local level. RSTP funding may be used to maintain and improve the existing transportation system, expand the system to reduce congestion, and to establish programs and projects to assist the region in reducing mobile emissions and help meet federal air quality standards. Kern COG's *Chapter 4 RSTP Policy and Procedure*, as adopted by Kern COG's Board of Directors on November 15, 2012, will be used throughout this programming cycle.

On March 16, 2023, the Transportation Planning Policy Committee approved the timeline and fund estimate for this RSTP call for projects cycle. About \$24.5 million in RSTP funding was available for FY 24-25 and 25-26.

Status Update

RSTP applications were due July 17, 2023. Kern COG staff has prepared a draft application log. A total of 19 applications were received by the deadline, requesting \$27.2 million in RSTP funding.

The next steps are for Kern COG staff to review applications received and develop the RSTP Program of Projects that is expected to be approved February 2024. Once approved, the projects will then be incorporated into the Federal Transportation Improvement Program.

ACTION: Information.

Attachment: "RSTP application log"

Applications Received 7/17/23	RSTP							
Agency	Application	2024-25		2025-26		TOTAL		
		RSTP	Local	RSTP	Local	RSTP	Local	Total Project
Arvin	0	\$ -	\$ -	\$ -	\$ -	\$ -	\$ -	\$ -
Bakersfield	2	\$ 5,499,000	\$ 712,454	\$ 5,496,000	\$ 712,066	\$ 10,995,000	\$ 1,424,520	\$ 12,419,520
California City	1	\$ 38,776	\$ 5,024	\$ 363,224	\$ 59,876	\$ 402,000	\$ 64,900	\$ 466,900
Delano	4	\$ 689,000	\$ 77,035	\$ 689,000	\$ 126,158	\$ 1,378,000	\$ 203,193	\$ 1,581,193
Kern COG	1	\$ 79,677	\$ 10,323	\$ 79,677	\$ 10,323	\$ 159,354	\$ 20,646	\$ 180,000
Kern County	4	\$ -	\$ -	\$ 9,651,836	\$ 1,250,498	\$ 9,651,836	\$ 1,250,498	\$ 10,902,334
Maricopa	0	\$ -	\$ -	\$ -	\$ -	\$ -	\$ -	\$ -
McFarland	1	\$ -	\$ 57,200	\$ 374,000	\$ 111,356	\$ 374,000	\$ 168,556	\$ 542,556
Ridgecrest	1	\$ 1,671,130	\$ 216,513	\$ -	\$ -	\$ 1,671,130	\$ 216,513	\$ 1,887,643
Shafter	2	\$ -	\$ -	\$ 1,102,000	\$ 475,000	\$ 1,102,000	\$ 475,000	\$ 1,577,000
Taft	1	\$ -	\$ 65,800	\$ 190,000	\$ 338,000	\$ 190,000	\$ 403,800	\$ 593,800
Tehachapi	1	\$ 26,550	\$ 3,450	\$ 452,350	\$ 58,650	\$ 478,900	\$ 62,100	\$ 541,000
Wasco	1	\$ -	\$ 50,000	\$ 841,029	\$ 59,046	\$ 841,029	\$ 109,046	\$ 950,075
Total	19	\$ 8,004,133	\$ 1,197,799	\$ 19,239,116	\$ 3,200,973	\$ 27,243,249	\$ 4,398,772	\$ 31,642,021



V.
TPPC

August 17, 2023

TO: Transportation Planning Policy Committee

FROM: AHRON HAKIMI,
EXECUTIVE DIRECTOR

By: Raquel Pacheco, Regional Planner

SUBJECT: Transportation Planning Policy Committee Agenda Item: V.
2023 FEDERAL TRANSPORTATION IMPROVEMENT PROGRAM –
DRAFT AMENDMENT NO. 7

DESCRIPTION:

Amendment No. 7 includes changes to the State Highway/Regional Choice Program, State Highway Operation and Protection Program, Transit Program, and Non-Motorized Program. The amendment was circulated to the Transportation Technical Advisory Committee via email August 4, 2023.

DISCUSSION:

Amendment No. 7 includes changes to the State Highway/Regional Choice Program, State Highway Operation and Protection Program, Transit Program, and Non-Motorized Program. Amendment No. 7 is financially constrained, has been submitted through the interagency consultation process, and includes:

STATE HIGHWAY / REGIONAL CHOICE PROGRAM

The State Route 46 Antelope Grade Truck Climbing Lane Extension project is being added per the 2022 State Transportation Improvement Program (STIP) Amendment approved at the June 2023 California Transportation Commission meeting. Please see record KER230102 in Attachment for details.

STATE HIGHWAY OPERATION AND PROTECTION PROGRAM (SHOPP)

Caltrans requests to revise the group project listing for record KER210207 Minor Program. Please see record KER210207 in Attachment for details.

TRANSIT PROGRAM

Golden Empire Transit District requests to remove a property acquisition project. Please see record KER230802 in Attachment for details.

Golden Empire Transit District requests to add new projects funded with Federal Transit Administration (FTA) Section 5307 and FTA Section 5399 formula funding. Please see record KER230809 through KER230815 in Attachment for details.

Golden Empire Transit District requests to add a new project funded with FTA Section 5399(c). Please see record KER230816 in Attachment for details.

Kern County requests to add new projects funded with FTA Section 5339(b) and a Section 5339(c). Please see records KER230817 and KER230818 in Attachment for details.

NON-MOTORIZED PROGRAM

The California Transportation Commission approved Active Transportation Program project time extensions for the City of Tehachapi on May 18, 2023, and for Kern County on June 29, 2023. Please see records KER211005 and KER191003 in Attachment for details.

The California Transportation Commission approved the Metropolitan Planning Organization (MPO) Cycle 6 Active Transportation Program on June 28, 2023. The program includes new projects for Bakersfield, Delano, Kern County, Taft, Tehachapi, and Wasco. Please see records KER231003 through KER231009 in Attachment for details.

Review Process

The public review period for this amendment began August 4, 2023, and ends August 18, 2023. As allowed per Kern COG's Public Information Policies and Procedures and the FTIP Amendment Policy, no board action is required for this amendment. The Kern COG Executive Director is expected to sign the final amendment August 21, 2023. State and federal approval is required. The expected federal approval date is October 2023.

OPEN PUBLIC HEARING HEAR COMMENTS CLOSE PUBLIC HEARING

ACTION: Open the public hearing, take public comment, and close public hearing.

Attachment: "Interagency Consultation Memo" dated August 4, 2023



August 4, 2023

To: Interagency Consultation Partners and Public
From: Raquel Pacheco, Regional Planner
Subject: **Availability of Draft Amendment No. 7 to the 2023 FTIP for Interagency Consultation and Public Review**

Kern COG is proposing a formal amendment (Type #3) to its regionally approved 2023 Federal Transportation Improvement Program (FTIP). The 2023 FTIP is the programming document that identifies four years (FY 22/23, FY 23/24, FY 24/25, and FY 25/26) of federal, state, and local funding sources for projects in Kern County. Draft Amendment No. 7 revises the State Highway/Regional Choice Program, State Highway Operation and Protection Program, Transit Program, and Non-Motorized. Documentation associated with this amendment is provided as indicated below.

- **Project List:** Attachment 1 includes a summary of programming changes that result from Amendment No. 7 to the 2023 FTIP. These projects and/or project phases are consistent with the 2022 Regional Transportation Plan (RTP), which was adopted July 21, 2022. The attachment also includes the CTIPS printout for the proposed project changes.
- **Updated Financial Plan:** Attachment 2 – The Financial Plan from the 2023 FTIP has been updated to include the project list as provided in Attachment 1. The appropriate grouped project list has been updated as well.
- **Conformity Requirements:** The proposed project changes have been determined to be exempt from the requirement that a conformity determination and/or regional emissions analysis be performed per 40 CFR 93.126, 93.127, or 93.128. Because the projects and/or project phases are exempt, no further conformity determination is required. In addition, the projects and/or project phases contained in Amendment No. 7 do not interfere with the timely implementation of any approved Transportation Control Measures (TCMs).
- **Public Involvement:** Attachment 3 includes the Draft Public Notice.

Kern COG published a notice of public hearing and opened the 14-day public comment period August 4, 2023. The public hearing is scheduled for 6:30 PM August 17, 2023. Comments may be submitted in writing no later than August 18, 2023. No Kern COG Board action is required.

The Kern COG Executive Director will consider adoption of the proposed amendment August 21, 2023. Kern COG anticipates State and Federal approval by October 2023. Amendment No. 7 documentation is available at: www.kerncog.org/category/docs/ftip/

In conclusion, the 2023 FTIP meets all applicable transportation planning requirements per 23 CFR Part 450, 40 CFR Part 93, and conforms to the applicable SIPs, and does not interfere with the timely implementation of approved TCMs. If you have questions regarding this amendment, please contact: Raquel Pacheco (661) 635-2907, rpacheco@kerncog.org

ATTACHMENT 1

Caltrans Summary of Changes

CTIPS Printout

Caltrans Summary of Changes

Amendment Type:
Amendment #:

Formal

7

Existing or New Project	MPO FTIP ID	PROJECT TITLE	FFY of Current Programming	FFY to be Programmed	Phase	Fund Source	% Cost Increase/Decrease	DESCRIPTION OF CHANGE
New	KER230102	GROUPED PROJECTS FOR TRUCK CLIMBING LANES	N/A	FFY 23/24	CON	COVID21	N/A	Add \$1,456,000
			N/A	FFY 23/24	CON	CRRSAA	N/A	Add \$595,000
			N/A	FFY 23/24	CON	HPP	N/A	Add \$400,000
Existing	KER210207	GROUPED PROJECTS FOR SAFETY IMPROVEMENTS, SHOULDER IMPROVEMENTS, PAVEMENT RESURFACING AND/OR REHABILITATION - MINOR PROGRAM	Prior Year	N/A	CON	SHOPP-AC	36%	Delete \$4,580,000; revise group listing
			FFY 22/23	N/A	CON	SHOPP-AC	63%	Delete \$7,948,000
			FFY 22/23	FFY 23/24	CON	SHOPP-AC	29%	Add \$3,590,000
Existing	KER230802	IN BAKERSFIELD: ACQUIRING ADDITIONAL PROPERTY FOR DOWNTOWN BUS FACILITY FY 2022-23	FFY 22/23	N/A	CON	FTA Sec. 5307	N/A	Delete \$440,000; delete project
			FFY 22/23	N/A	CON	FTA Sec. 5399	N/A	Delete \$457,775
			FFY 22/23	N/A	CON	Local	N/A	Delete \$224,444
New	KER230809	IN BAKERSFIELD: PURCHASE COLLISION AVOIDANCE TECHNOLOGY FY 2023-24	N/A	FFY 23/24	CON	FTA Sec. 5307	N/A	Add \$954,080
			N/A	FFY 23/24	CON	Local	N/A	Add \$238,520
New	KER230810	IN BAKERSFIELD: PURCHASE 150 SOLAR LAMPS FY 2023-24	N/A	FFY 23/24	CON	FTA Sec. 5307	N/A	Add \$228,000
			N/A	FFY 23/24	CON	Local	N/A	Add \$57,000

Caltrans Summary of Changes

Existing or New Project	MPO FTIP ID	PROJECT TITLE	FFY of Current Programming	FFY to be Programmed	Phase	Fund Source	% Cost Increase/ Decrease	DESCRIPTION OF CHANGE
New	KER230811	IN BAKERSFIELD: PURCHASE TECHNOLOGY UPGRADE FOR NEW FACILITY FY 2023-24	N/A	FFY 23/24	CON	FTA Sec. 5307	N/A	Add \$120,000
			N/A	FFY 23/24	CON	Local	N/A	Add \$30,000
New	KER230812	IN BAKERSFIELD: PURCHASE FARE COLLECTION SYSTEM FY 2023-24	N/A	FFY 23/24	CON	FTA Sec. 5307	N/A	Add \$4,000,000
			N/A	FFY 23/24	CON	Local	N/A	Add \$1,000,000
New	KER230813	IN BAKERSFIELD: PURCHASE PRE-TRIP SOFTWARE FY 2023-24	N/A	FFY 23/24	CON	FTA Sec. 5307	N/A	Add \$160,000
			N/A	FFY 23/24	CON	Local	N/A	Add \$40,000
New	KER230814	IN BAKERSFIELD: CONSTRUCT GUTTER TO THE SUMP FY 2023-24	N/A	FFY 23/24	CON	FTA Sec. 5339	N/A	Add \$12,000
			N/A	FFY 23/24	CON	Local	N/A	Add \$3,000
New	KER230815	IN BAKERSFIELD: PURCHASE STEAM LIFT VEHICLE FY 2023-24	N/A	FFY 23/24	CON	FTA Sec. 5339	N/A	Add \$200,000
			N/A	FFY 23/24	CON	Local	N/A	Add \$50,000
New	KER230816	IN BAKERSFIELD: PURCHASE TEN (10) REPLACEMENT 40 FT CNG BUSES FY 2024-25	N/A	FFY 24/25	CON	FTA Sec. 5339 (c)	N/A	Add \$5,750,351
			N/A	FFY 24/25	CON	Local	N/A	Add \$1,437,588
New	KER230817	IN KERN COUNTY: PURCHASE 15 REPLACEMENT DIESEL CUTAWAY BUSES	N/A	FFY 23/24	CON	FTA Sec. 5339 (b)	N/A	Add \$2,932,500
			N/A	FFY 23/24	CON	Local	N/A	Add \$733,125

Caltrans Summary of Changes

Existing or New Project	MPO FTIP ID	PROJECT TITLE	FFY of Current Programming	FFY to be Programmed	Phase	Fund Source	% Cost Increase/ Decrease	DESCRIPTION OF CHANGE
New	KER230818	IN KERN COUNTY: PURCHASE 5 REPLACEMENT CNG BUSES	N/A	FFY 23/24	CON	FTA Sec. 5339 (c)	N/A	Add \$3,248,500
			N/A	FFY 23/24	CON	Local	N/A	Add \$812,125
New	KER231003	IN BAKERSFIELD: ON H ST BETWEEN SR 204 AND SR 58; CONSTRUCT CURB CUTS, ADA RAMPS, HIGH-VISIBILITY CROSSWALKS, ADVANCED STOP AND TURN LINE MARKINGS, AND PEDESTRIAN FIRENDLY STREETSCAPING	N/A	FFY 22/23	PE	Local	N/A	Add \$300,000
			N/A	FFY 24/25	CON	ATP	N/A	Add \$3,154,000
			N/A	FFY 24/25	CON	Local	N/A	Add \$5,000,000
New	KER231004	IN DELANO: CONSTRUCT 18 ADA CURB RAMPS, STRIPE 17 CROSSWALKS, FILL 3,749 FT OF SIDEWALK GAPS SURROUNDING EIGHT LOCAL PUBLIC SCHOOLS BENEFITTING OVER 6,200 STUDENTS, COMPLETING THE SRTS PLAN	N/A	FFY 24/25	PE	ATP	N/A	Add \$75,000
			N/A	FFY 25/26	CON	ATP	N/A	Add \$628,000
Existing	KER191003	IN LAKE ISABELLA: WALK ISABELLA - LAKE ISABELLA BLVD AND ERSKINE CREEK RD: PEDESTRIAN AND CYCLIST SAFETY AND ACCESSIBILITY IMPROVEMENTS	FFY 22/23	FFY 23/24	CON	ATP	N/A	Move \$4,286,000
			FFY 22/23	FFY 23/24	CON	Local	N/A	Move \$555,000

Caltrans Summary of Changes

Existing or New Project	MPO FTIP ID	PROJECT TITLE	FFY of Current Programming	FFY to be Programmed	Phase	Fund Source	% Cost Increase/ Decrease	DESCRIPTION OF CHANGE
New	KER231005	IN KERN COUNTY: SRTS; INSTALL RRFB'S, THERMOPLASTIC MARKING, SIGNS AND ADA RAMPS AT EXISTING UNCONTROLLED MULTI-LANE CROSSWALKS TO BENEFIT SEVEN (7) ADJACENT SCHOOLS. UPGRADES TO 6 EXISTING MULTI-LANE CROSSWALKS ON ARTERIAL AND COLLECTOR ROADS IN UNINCORPORATED AREAS OF OILDALE AND EAST BAKERSFIELD	N/A	FFY 24/25	PE	Local	N/A	Add \$10,000
			N/A	FFY 25/26	PE	Local	N/A	Add \$344,000
			N/A	FFY 26/27	CON	Local	N/A	Add \$228,000
			N/A	FFY 26/27	CON	ATP	N/A	Add \$1,760,000
New	KER231006	IN KERN COUNTY: KERN RIVER PARKWAY MULTI-USE PATH, EXISTING LAKE MING PATH TERMINUS TO AREA APPROX 2,200 FT WEST OF CHINA GRADE LP, UNINCORPORATED AREAS OF METRO BAKERSFIELD; RESURFACING AND SAFETY IMPROVEMENTS ON PORTIONS OF KERN RIVER BIKE PATH. CONSTRUCT NEW MULTIUSE PATH FROM CHINA GRADE LP TO CAMINO GRANDE. CROSSING IMPROVEMENTS AT ALFRED HARRELL HWY	N/A	FFY 23/24	PE	Local	N/A	Add \$100,000
			N/A	FFY 24/25	PE	Local	N/A	Add \$250,000
			N/A	FFY 24/25	PE	ATP	N/A	Add \$900,000
			N/A	FFY 26/27	CON	Local	N/A	Add \$885,000
			N/A	FFY 26/27	CON	ATP	N/A	Add \$5,900,000

Caltrans Summary of Changes

Existing or New Project	MPO FTIP ID	PROJECT TITLE	FFY of Current Programming	FFY to be Programmed	Phase	Fund Source	% Cost Increase/ Decrease	DESCRIPTION OF CHANGE
New	KER231007	IN TAFT: 10TH ST AND SAN EMIDIO ST; UPGRADE PEDESTRIAN CROSSING: INSTALL ADA CURB RAMPS, RAISED MEDIAN, REPAINT CROSSWALKS, MARKINGS, STRIPES, INSTALL 4 SOLAR LED FLASHING STOP SIGNS AND 2 SOLAR SPEED FEEDBACK SIGNS	N/A	FFY 24/25	PE	ATP	N/A	Add \$47,000
			N/A	FFY 25/26	CON	ATP	N/A	Add \$408,000
Existing	KER211005	IN TEHACHAPI: DENNISON ROAD BETWEEN TEHACHAPI BLVD AND PINON ST; INSTALL CURB, GUTTER, AND SIDEWALKS TO CLOSE GAPS ON DENNISON RD, IMPROVE PEDESTRIAN CROSSWALKS, INSTALL PEDESTRIAN SIGNAL, LIGHTING, AND INSTALLATION OF BIKE LANES	FFY 22/23	FFY 24/25	PE	ATP	N/A	Move \$2,087,000
New	KER231008	IN TEHACHAPI: NORTHSIDE OF WEST VALLEY BLVD BETWEEN OAKWOOD ST AND CURRY ST AND MILL ST BETWEEN VALLEY BLVD AND TEHACHAPI BLVD; INSTALL SIDEWALK, CURB, GUTTER, CURB RAMPS, IMPROVE CROSSWALKS, AND INSTALL CLASS II BICYCLE LANE ON NORTHSIDE OF VALLEY BLVD AND ON MILL ST	N/A	FFY 23/24	PE	ATP	N/A	Add \$65,000
			N/A	FFY 24/25	PE	ATP	N/A	Add \$315,000
			N/A	FFY 25/26	RW	ATP	N/A	Add \$200,000
			N/A	FFY 26/27	CON	ATP	N/A	Add \$2,686,000

Caltrans Summary of Changes

Existing or New Project	MPO FTIP ID	PROJECT TITLE	FFY of Current Programming	FFY to be Programmed	Phase	Fund Source	% Cost Increase/ Decrease	DESCRIPTION OF CHANGE
New	KER231009	IN WASCO: EAST SIDE OF CENTRAL AVE FROM 1310' NORTH OF FILBURN ST TO VIA MOROCCO BLVD AND BETWEEN BETTIS AVE AND SR 46; INSTALL CLASS I AND CLASS II BICYCLE TRAILS, ADA CURB RAMPS, DRIVE APPROACHES, AND RELATED PEDESTRIAN AND LANDSCAPING IMPROVEMENTS	N/A	FFY 23/24	PE	ATP	N/A	Add \$5,000
			N/A	FFY 24/25	PE	ATP	N/A	Add \$71,000
			N/A	FFY 25/26	CON	ATP	N/A	Add \$584,000

LEGEND

ATP	Active Transportation Program
COVID21	COVID Relief Funds - STIP
CRRSAA	Coronavirus Response and Relief Supplemental Appropriations Act
FTA Sec. 5307	Federal Transit Administration Section 5307
FTA Sec. 5339	Federal Transit Administration Section 5339
FTA Sec. 5339 (b)	Federal Transit Administration Section 5339 b (Bus and Bus Facilities Discretionary Program)
FTA Sec. 5339 (c)	Federal Transit Administration Section 5339 (Low-No Emission Vehicle Program)
FTA Sec. 5307	Federal Transit Administration Section 5307
HPP	High Priority Projects Program
SHOPP-AC	State Highway Operation and Protection Program - advance construction

**Kern Council of Governments - Federal Transportation Improvement Program
(Dollars in Whole)
State Highway System**

DIST: 06	PPNO:	EA:	CTIPS ID: 204-0000-0983	TITLE (DESCRIPTION): GROUPED PROJECTS FOR TRUCK CLIMBING LANES (PROJECTS ARE CONSISTENT WITH 40 CFR PART 93.126 EXEMPT TABLE 2 AND 3 CATEGORIES - TRUCK CLIMBING LANES OUTSIDE THE URBANIZED AREA)	MPO Aprv: State Aprv: Federal Aprv:
CT PROJECT ID:			MPO ID.: KER230102		EPA TABLE II or III EXEMPT CATEGORY Truck climbing lanes.
COUNTY: Various Counties	ROUTE:		PM:		

IMPLEMENTING AGENCY: Caltrans
PROJECT MANAGER:

PHONE:

EMAIL:

PROJECT VERSION HISTORY (Printed Version is Shaded)

(Dollars in whole)

Version	Status	Date	Updated By	Change Reason	Amend No.	Prog Con	Prog RW	PE
1	Active	08/03/2023	RPACHECO	Amendment - New Project	7	2,451,000		

* RIP -		<u>PRIOR</u>	<u>22-23</u>	<u>23-24</u>	<u>24-25</u>	<u>25-26</u>	<u>26-27</u>	<u>27-28</u>	<u>BEYOND</u>	<u>TOTAL</u>
* Fund Source 1 of 3	PE									
	RW									
* Fund Type: COVID Relief Funds - STIP	CON			1,456,000						1,456,000
* Funding Agency:	Total:			1,456,000						1,456,000

* Other State -		<u>PRIOR</u>	<u>22-23</u>	<u>23-24</u>	<u>24-25</u>	<u>25-26</u>	<u>26-27</u>	<u>27-28</u>	<u>BEYOND</u>	<u>TOTAL</u>
* Fund Source 2 of 3	PE									
	RW									
* Fund Type: Coronavirus Response and Relief Supplemental Appro	CON			595,000						595,000
* Funding Agency:	Total:			595,000						595,000

* Demo -		<u>PRIOR</u>	<u>22-23</u>	<u>23-24</u>	<u>24-25</u>	<u>25-26</u>	<u>26-27</u>	<u>27-28</u>	<u>BEYOND</u>	<u>TOTAL</u>
* Fund Source 3 of 3	PE									
	RW									
* Fund Type: High Priority Projects Program	CON			400,000						400,000
* Funding Agency:	Total:			400,000						400,000

Project Total:		<u>PRIOR</u>	<u>22-23</u>	<u>23-24</u>	<u>24-25</u>	<u>25-26</u>	<u>26-27</u>	<u>27-28</u>	<u>BEYOND</u>	<u>TOTAL</u>
	PE									
	RW									
	CON			2,451,000						2,451,000
	Total:			2,451,000						2,451,000

Comments:

***** Version 1 - 08/03/2023 *****

Per 6/28/23 CTC approval of STIP amendment: Note RIP funds are COVID (State Only Funds)

RTP Reference: 2022 RTP p.6-6

Prior Yr Status: ---

Total Project Cost: ---

**Kern Council of Governments - Federal Transportation Improvement Program
(Dollars in Whole)
State Highway System**

DIST: 06	PPNO:	EA:	CTIPS ID: 204-0000-0934	TITLE (DESCRIPTION): GROUPED PROJECTS FOR SAFETY IMPROVEMENTS, SHOULDER IMPROVEMENTS, PAVEMENT RESURFACING AND/OR REHABILITATION - MINOR PROGRAM (PROJECTS ARE CONSISTENT WITH 40 CFR PART 93.126 EXEMPT TABLES 2 AND 3 - RAILROAD/HIGHWAY CROSSING, SAFER NON-FEDERAL-AID SYSTEM ROADS, SHOULDER IMPROVEMENTS, TRAFFIC CONTROL DEVICES AND OPERATING ASSISTANCE OTHER THAN SIGNALIZATION PROJECTS, INTERSECTION SIGNALIZATION PROJECTS AT INDIVIDUAL INTERSECTIONS, PAVEMENT MARKING DEMONSTRATION, TRUCK CLIMBING LANES OUTSIDE THE URBANIZED AREA, LIGHTING IMPROVEMENTS, EMERGENCY TRUCK PULLOVERS, PAVEMENT RESURFACING AND/OR REHABILITATION, EMERGENCY RELIEF (23 U.S.C. 125), WIDENING NARROW PAVEMENTS OR RECONSTRUCTION BRIDGES (NO ADDITIONAL TRAVEL LANES))	MPO Aprv: State Aprv: Federal Aprv:
CT PROJECT ID:			MPO ID.: KER210207		EPA TABLE II or III EXEMPT CATEGORY Pavement resurfacing and/or rehabilitation.
COUNTY: Kern County	ROUTE:		PM:		

IMPLEMENTING AGENCY: Caltrans
PROJECT MANAGER:

PHONE:

EMAIL:

PROJECT VERSION HISTORY (Printed Version is Shaded)

(Dollars in whole)

Version	Status	Date	Updated By	Change Reason	Amend No.	Prog Con	Prog RW	PE
6	Active	08/03/2023	RPACHECO	Amendment - Cost/Scope/Sch. Change	7	3,590,000		
5	Official	12/20/2022	RPACHECO	Amendment - Cost/Scope/Sch. Change	1	12,528,000		
4	Official	07/21/2022	RPACHECO	Adoption - Carry Over	0	4,580,000		
3	Official	07/27/2022	RPACHECO	Amendment - Cost/Scope/Sch. Change	15	26,029,972		
2	Official	02/22/2022	RPACHECO	Amendment - Cost/Scope/Sch. Change	9	18,081,972		
1	Official	02/18/2021	RPACHECO	Adoption - New Project	0	13,501,972		

* CT Minor Pgm. -		PRIOR	22-23	23-24	24-25	25-26	26-27	27-28	BEYOND	TOTAL
* Fund Source 1 of 1	PE									
* Fund Type: SHOPP Advance Construction (AC)	RW									
	CON			3,590,000						3,590,000
* Funding Agency:	Total:			3,590,000						3,590,000

Comments:

***** Version 6 - 08/03/2023 *****

Per 7/19/23 Caltrans email: Delete \$4,580,000 Prior Year and \$7,948,000 FY 22/23; Add \$3,590,000 FY 23/24; revise group listing

RTP Reference: 2022 RTP p.6-6

Prior Yr Status: ---

Total Project Cost: ---

***** Version 2 - 12/20/2022 *****

Per 6/30/22 Caltrans email: Add \$7,948,000; revise group listing

RTP Reference: 2022 RTP p.6-6

Prior Yr Status: ---

Total Project Cost: ---

***** Version 1 - 02/01/22 *****

Project data transferred from 2020 FTIP.

RTP Reference: 2022 RTP p.6-6

Prior Yr Status: Project Completion Pending

Total Project Cost: ---

***** Version 1 - 08/18/2020 *****

RTP Reference: 2018 RTP p.6-6

Prior Yr Status: ---

Total Project Cost: ---

**Kern Council of Governments - Federal Transportation Improvement Program
(Dollars in Whole)
Transit System**

DIST: 06	PPNO:	EA:	CTIPS ID: 204-0000-0973	TITLE (DESCRIPTION): ACQUIRING ADDITIONAL PROPERTY (IN BAKERSFIELD: ACQUIRING ADDITIONAL PROPERTY FOR DOWNTOWN BUS FACILITY FY 2022-23)	MPO Aprv: State Aprv: Federal Aprv:
CT PROJECT ID:			MPO ID.: KER230802		
COUNTY: Kern County	ROUTE:		PM:		EPA TABLE II or III EXEMPT CATEGORY Bus terminals and transfer points.

IMPLEMENTING AGENCY: Golden Empire Transit
PROJECT MANAGER:

PHONE:

EMAIL:

PROJECT VERSION HISTORY (Printed Version is Shaded)

(Dollars in whole)

Version	Status	Date	Updated By	Change Reason	Amend No.	Prog Con	Prog RW	PE
2	Active	08/03/2023	RPACHECO	Amendment - Delete Project	7	1,122,219		
1	Official	01/24/2023	RPACHECO	Amendment - New Project	2	1,122,219		

* FTA Funds -		<u>PRIOR</u>	<u>22-23</u>	<u>23-24</u>	<u>24-25</u>	<u>25-26</u>	<u>26-27</u>	<u>27-28</u>	<u>BEYOND</u>	<u>TOTAL</u>
* Fund Source 1 of 3	PE									
* Fund Type: FTA5307 - Urbanized Area Formula Program	RW									
	CON		440,000							440,000
* Funding Agency:	Total:		440,000							440,000

* FTA Funds -		<u>PRIOR</u>	<u>22-23</u>	<u>23-24</u>	<u>24-25</u>	<u>25-26</u>	<u>26-27</u>	<u>27-28</u>	<u>BEYOND</u>	<u>TOTAL</u>
* Fund Source 2 of 3	PE									
* Fund Type: Bus and Bus Facilities Program - FTA 5339	RW									
	CON		457,775							457,775
* Funding Agency:	Total:		457,775							457,775

* Local Funds -		<u>PRIOR</u>	<u>22-23</u>	<u>23-24</u>	<u>24-25</u>	<u>25-26</u>	<u>26-27</u>	<u>27-28</u>	<u>BEYOND</u>	<u>TOTAL</u>
* Fund Source 3 of 3	PE									
* Fund Type: TDA	RW									
	CON		224,444							224,444
* Funding Agency:	Total:		224,444							224,444

Project Total:		<u>PRIOR</u>	<u>22-23</u>	<u>23-24</u>	<u>24-25</u>	<u>25-26</u>	<u>26-27</u>	<u>27-28</u>	<u>BEYOND</u>	<u>TOTAL</u>
	PE									
	RW									
	CON		1,122,219							1,122,219
	Total:		1,122,219							1,122,219

Comments:

***** Version 2 - 08/03/2023 *****

Per 7/20/23 Golden Empire Transit District letter and email: delete project

***** Version 1 - 01/04/2023 *****

Per 12/20/22 Golden Empire Transit District letter

RTP Reference: 2022 RTP p.5-4

Prior Yr Status: ---

Total Project Cost: \$1,122,219

**Kern Council of Governments - Federal Transportation Improvement Program
(Dollars in Whole)
Transit System**

DIST: 06	PPNO:	EA:	CTIPS ID: 204-0000-0984	TITLE (DESCRIPTION): COLLISION AVOIDANCE TECHNOLOGY (IN BAKERSFIELD: PURCHASE COLLISION AVOIDANCE TECHNOLOGY FY 2023-24)	MPO Aprv: State Aprv: Federal Aprv:
CT PROJECT ID:			MPO ID.: KER230809		
COUNTY: Kern County	ROUTE:		PM:		EPA TABLE II or III EXEMPT CATEGORY Purchase of vehicle operating equipment.

IMPLEMENTING AGENCY: Golden Empire Transit
PROJECT MANAGER:

PHONE:

EMAIL:

PROJECT VERSION HISTORY (Printed Version is Shaded)

(Dollars in whole)

<u>Version</u>	<u>Status</u>	<u>Date</u>	<u>Updated By</u>	<u>Change Reason</u>	<u>Amend No.</u>	<u>Prog Con</u>	<u>Prog RW</u>	<u>PE</u>
1	Active	08/03/2023	RPACHECO	Amendment - New Project	7	1,192,600		

* FTA Funds -

* Fund Source 1 of 2

* Fund Type: FTA5307 - Urbanized Area Formula
Program

* Funding Agency:

	<u>PRIOR</u>	<u>22-23</u>	<u>23-24</u>	<u>24-25</u>	<u>25-26</u>	<u>26-27</u>	<u>27-28</u>	<u>BEYOND</u>	<u>TOTAL</u>
PE									
RW									
CON			954,080						954,080
Total:			954,080						954,080

* Local Funds -

* Fund Source 2 of 2

* Fund Type: TDA

* Funding Agency:

	<u>PRIOR</u>	<u>22-23</u>	<u>23-24</u>	<u>24-25</u>	<u>25-26</u>	<u>26-27</u>	<u>27-28</u>	<u>BEYOND</u>	<u>TOTAL</u>
PE									
RW									
CON			238,520						238,520
Total:			238,520						238,520

Project Total:

	<u>PRIOR</u>	<u>22-23</u>	<u>23-24</u>	<u>24-25</u>	<u>25-26</u>	<u>26-27</u>	<u>27-28</u>	<u>BEYOND</u>	<u>TOTAL</u>
PE									
RW									
CON			1,192,600						1,192,600
Total:			1,192,600						1,192,600

Comments:

***** Version 1 - 08/03/2023 *****

Per 6/29/23 Golden Empire Transit District letter

RTP Reference: 2022 RTP p.5-4

Prior Yr Status: ---

Total Project Cost: ---

**Kern Council of Governments - Federal Transportation Improvement Program
(Dollars in Whole)
Transit System**

DIST: 06	PPNO:	EA:	CTIPS ID: 204-0000-0985	TITLE (DESCRIPTION): SOLAR LAMPS (IN BAKERSFIELD: PURCHASE 150 SOLAR LAMPS FY 2023-24)	MPO Aprv: State Aprv: Federal Aprv:
CT PROJECT ID:			MPO ID.: KER230810		
COUNTY: Kern County	ROUTE:		PM:		EPA TABLE II or III EXEMPT CATEGORY Power, signal, and communications systems.

IMPLEMENTING AGENCY: Golden Empire Transit
PROJECT MANAGER:

PHONE:

EMAIL:

PROJECT VERSION HISTORY (Printed Version is Shaded)

(Dollars in whole)

Version	Status	Date	Updated By	Change Reason	Amend No.	Prog Con	Prog RW	PE
1	Active	08/03/2023	RPACHECO	Amendment - New Project	7	285,000		

* FTA Funds -

* Fund Source 1 of 2

* Fund Type: FTA5307 - Urbanized Area Formula Program

* Funding Agency:

	<u>PRIOR</u>	<u>22-23</u>	<u>23-24</u>	<u>24-25</u>	<u>25-26</u>	<u>26-27</u>	<u>27-28</u>	<u>BEYOND</u>	<u>TOTAL</u>
PE									
RW									
CON			228,000						228,000
Total:			228,000						228,000

* Local Funds -

* Fund Source 2 of 2

* Fund Type: TDA

* Funding Agency:

	<u>PRIOR</u>	<u>22-23</u>	<u>23-24</u>	<u>24-25</u>	<u>25-26</u>	<u>26-27</u>	<u>27-28</u>	<u>BEYOND</u>	<u>TOTAL</u>
PE									
RW									
CON			57,000						57,000
Total:			57,000						57,000

Project Total:

	<u>PRIOR</u>	<u>22-23</u>	<u>23-24</u>	<u>24-25</u>	<u>25-26</u>	<u>26-27</u>	<u>27-28</u>	<u>BEYOND</u>	<u>TOTAL</u>
PE									
RW									
CON			285,000						285,000
Total:			285,000						285,000

Comments:

***** Version 1 - 08/03/2023 *****

Per 6/29/23 Golden Empire Transit District letter

RTP Reference: 2022 RTP p.5-4

Prior Yr Status: ---

Total Project Cost: ---

**Kern Council of Governments - Federal Transportation Improvement Program
(Dollars in Whole)
Transit System**

DIST: 06	PPNO:	EA:	CTIPS ID: 204-0000-0986	TITLE (DESCRIPTION): TECHNOLOGY UPGRADE (IN BAKERSFIELD: PURCHASE TECHNOLOGY UPGRADE FOR NEW FACILITY FY 2023-24)	MPO Aprv: State Aprv: Federal Aprv:
CT PROJECT ID:			MPO ID.: KER230811		
COUNTY: Kern County	ROUTE:		PM:		EPA TABLE II or III EXEMPT CATEGORY Power, signal, and communications systems.

IMPLEMENTING AGENCY: Golden Empire Transit
PROJECT MANAGER:

PHONE:

EMAIL:

PROJECT VERSION HISTORY (Printed Version is Shaded)

(Dollars in whole)

Version	Status	Date	Updated By	Change Reason	Amend No.	Prog Con	Prog RW	PE
1	Active	08/03/2023	RPACHECO	Amendment - New Project	7	150,000		

* FTA Funds -

* Fund Source 1 of 2

* Fund Type: FTA5307 - Urbanized Area Formula Program

* Funding Agency:

	<u>PRIOR</u>	<u>22-23</u>	<u>23-24</u>	<u>24-25</u>	<u>25-26</u>	<u>26-27</u>	<u>27-28</u>	<u>BEYOND</u>	<u>TOTAL</u>
PE									
RW									
CON			120,000						120,000
Total:			120,000						120,000

* Local Funds -

* Fund Source 2 of 2

* Fund Type: TDA

* Funding Agency:

	<u>PRIOR</u>	<u>22-23</u>	<u>23-24</u>	<u>24-25</u>	<u>25-26</u>	<u>26-27</u>	<u>27-28</u>	<u>BEYOND</u>	<u>TOTAL</u>
PE									
RW									
CON			30,000						30,000
Total:			30,000						30,000

Project Total:

	<u>PRIOR</u>	<u>22-23</u>	<u>23-24</u>	<u>24-25</u>	<u>25-26</u>	<u>26-27</u>	<u>27-28</u>	<u>BEYOND</u>	<u>TOTAL</u>
PE									
RW									
CON			150,000						150,000
Total:			150,000						150,000

Comments:

***** Version 1 - 08/03/2023 *****

Per 6/29/23 Golden Empire Transit District letter

RTP Reference: 2022 RTP p.5-4

Prior Yr Status: ---

Total Project Cost: ---

**Kern Council of Governments - Federal Transportation Improvement Program
(Dollars in Whole)
Transit System**

DIST: 06	PPNO:	EA:	CTIPS ID: 204-0000-0987	TITLE (DESCRIPTION): FARE COLLECTION SYSTEM (IN BAKERSFIELD: PURCHASE FARE COLLECTION SYSTEM FY 2023-24)	MPO Aprv:
CT PROJECT ID:			MPO ID.: KER230812		State Aprv:
COUNTY: Kern County	ROUTE:		PM:		Federal Aprv:
					EPA TABLE II or III EXEMPT CATEGORY Purchase of equipment for existing facilities.

IMPLEMENTING AGENCY: Golden Empire Transit
PROJECT MANAGER:

PHONE:

EMAIL:

PROJECT VERSION HISTORY (Printed Version is Shaded)

(Dollars in whole)

Version	Status	Date	Updated By	Change Reason	Amend No.	Prog Con	Prog RW	PE
1	Active	08/03/2023	RPACHECO	Amendment - New Project	7	5,000,000		

* FTA Funds -

* Fund Source 1 of 2

* Fund Type: FTA5307 - Urbanized Area Formula Program

* Funding Agency:

	<u>PRIOR</u>	<u>22-23</u>	<u>23-24</u>	<u>24-25</u>	<u>25-26</u>	<u>26-27</u>	<u>27-28</u>	<u>BEYOND</u>	<u>TOTAL</u>
PE									
RW									
CON			4,000,000						4,000,000
Total:			4,000,000						4,000,000

* Local Funds -

* Fund Source 2 of 2

* Fund Type: TDA

* Funding Agency:

	<u>PRIOR</u>	<u>22-23</u>	<u>23-24</u>	<u>24-25</u>	<u>25-26</u>	<u>26-27</u>	<u>27-28</u>	<u>BEYOND</u>	<u>TOTAL</u>
PE									
RW									
CON			1,000,000						1,000,000
Total:			1,000,000						1,000,000

Project Total:

	<u>PRIOR</u>	<u>22-23</u>	<u>23-24</u>	<u>24-25</u>	<u>25-26</u>	<u>26-27</u>	<u>27-28</u>	<u>BEYOND</u>	<u>TOTAL</u>
PE									
RW									
CON			5,000,000						5,000,000
Total:			5,000,000						5,000,000

Comments:

***** Version 1 - 08/03/2023 *****

Per 6/29/23 Golden Empire Transit District letter

RTP Reference: 2022 RTP p.5-4

Prior Yr Status: ---

Total Project Cost: ---

**Kern Council of Governments - Federal Transportation Improvement Program
(Dollars in Whole)
Transit System**

DIST: 06	PPNO:	EA:	CTIPS ID: 204-0000-0988	TITLE (DESCRIPTION): PRE-TRIP SOFTWARE (IN BAKERSFIELD: PURCHASE PRE-TRIP SOFTWARE FY 2023-24)	MPO Aprv: State Aprv: Federal Aprv:
CT PROJECT ID:			MPO ID.: KER230813		
COUNTY: Kern County	ROUTE:		PM:		EPA TABLE II or III EXEMPT CATEGORY Purchase of equipment for existing facilities.

IMPLEMENTING AGENCY: Golden Empire Transit
PROJECT MANAGER:

PHONE:

EMAIL:

PROJECT VERSION HISTORY (Printed Version is Shaded)

(Dollars in whole)

Version	Status	Date	Updated By	Change Reason	Amend No.	Prog Con	Prog RW	PE
1	Active	08/03/2023	RPACHECO	Amendment - New Project	7	200,000		

* FTA Funds -

* Fund Source 1 of 2

* Fund Type: FTA5307 - Urbanized Area Formula Program

* Funding Agency:

	<u>PRIOR</u>	<u>22-23</u>	<u>23-24</u>	<u>24-25</u>	<u>25-26</u>	<u>26-27</u>	<u>27-28</u>	<u>BEYOND</u>	<u>TOTAL</u>
PE									
RW									
CON			160,000						160,000
Total:			160,000						160,000

* Local Funds -

* Fund Source 2 of 2

* Fund Type: TDA

* Funding Agency:

	<u>PRIOR</u>	<u>22-23</u>	<u>23-24</u>	<u>24-25</u>	<u>25-26</u>	<u>26-27</u>	<u>27-28</u>	<u>BEYOND</u>	<u>TOTAL</u>
PE									
RW									
CON			40,000						40,000
Total:			40,000						40,000

Project Total:

	<u>PRIOR</u>	<u>22-23</u>	<u>23-24</u>	<u>24-25</u>	<u>25-26</u>	<u>26-27</u>	<u>27-28</u>	<u>BEYOND</u>	<u>TOTAL</u>
PE									
RW									
CON			200,000						200,000
Total:			200,000						200,000

Comments:

***** Version 1 - 08/03/2023 *****

Per 6/29/23 Golden Empire Transit District letter

RTP Reference: 2022 RTP p.5-4

Prior Yr Status: ---

Total Project Cost: ---

**Kern Council of Governments - Federal Transportation Improvement Program
(Dollars in Whole)
Transit System**

DIST: 06	PPNO:	EA:	CTIPS ID: 204-0000-0989	TITLE (DESCRIPTION): GUTTER TO SUMP (IN BAKERSFIELD: CONSTRUCT GUTTER TO THE SUMP FY 2023-24)	MPO Aprv:
CT PROJECT ID:			MPO ID.: KER230814		State Aprv:
COUNTY: Kern County	ROUTE:		PM:		Federal Aprv:
					EPA TABLE II or III EXEMPT CATEGORY Reconstruction of transit structures.

IMPLEMENTING AGENCY: Golden Empire Transit
PROJECT MANAGER:

PHONE:

EMAIL:

PROJECT VERSION HISTORY (Printed Version is Shaded)

(Dollars in whole)

Version	Status	Date	Updated By	Change Reason	Amend No.	Prog Con	Prog RW	PE
1	Active	08/03/2023	RPACHECO	Amendment - New Project	7	15,000		

* FTA Funds -		<u>PRIOR</u>	<u>22-23</u>	<u>23-24</u>	<u>24-25</u>	<u>25-26</u>	<u>26-27</u>	<u>27-28</u>	<u>BEYOND</u>	<u>TOTAL</u>
* Fund Source 1 of 2	PE									
	RW									
* Fund Type: Bus and Bus Facilities Program - FTA 5339	CON			12,000						12,000
* Funding Agency:	Total:			12,000						12,000

* Local Funds -		<u>PRIOR</u>	<u>22-23</u>	<u>23-24</u>	<u>24-25</u>	<u>25-26</u>	<u>26-27</u>	<u>27-28</u>	<u>BEYOND</u>	<u>TOTAL</u>
* Fund Source 2 of 2	PE									
	RW									
* Fund Type: TDA	CON			3,000						3,000
* Funding Agency:	Total:			3,000						3,000

Project Total:		<u>PRIOR</u>	<u>22-23</u>	<u>23-24</u>	<u>24-25</u>	<u>25-26</u>	<u>26-27</u>	<u>27-28</u>	<u>BEYOND</u>	<u>TOTAL</u>
	PE									
	RW									
	CON			15,000						15,000
	Total:			15,000						15,000

Comments:

***** Version 1 - 08/03/2023 *****

Per 6/29/23 Golden Empire Transit District letter

RTP Reference: 2022 RTP p.5-4

Prior Yr Status: ---

Total Project Cost: ---

**Kern Council of Governments - Federal Transportation Improvement Program
(Dollars in Whole)
Transit System**

DIST: 06	PPNO:	EA:	CTIPS ID: 204-0000-0990	TITLE (DESCRIPTION): STEAM LIFT VEHICLE (IN BAKERSFIELD: PURCHASE STEAM LIFT VEHICLE FY 2023-24)	MPO Aprv:
CT PROJECT ID:			MPO ID.: KER230815		State Aprv:
COUNTY: Kern County	ROUTE:		PM:		Federal Aprv:
					EPA TABLE II or III EXEMPT CATEGORY Purchase of equipment for existing facilities.

IMPLEMENTING AGENCY: Golden Empire Transit
PROJECT MANAGER:

PHONE:

EMAIL:

PROJECT VERSION HISTORY (Printed Version is Shaded)

(Dollars in whole)

Version	Status	Date	Updated By	Change Reason	Amend No.	Prog Con	Prog RW	PE
1	Active	08/03/2023	RPACHECO	Amendment - New Project	7	250,000		

* FTA Funds -

PRIOR 22-23 23-24 24-25 25-26 26-27 27-28 BEYOND TOTAL

* Fund Source 1 of 2

PE

RW

* Fund Type: Bus and Bus Facilities Program - FTA 5339

CON

200,000

200,000

* Funding Agency:

Total:

200,000

200,000

* Local Funds -

PRIOR 22-23 23-24 24-25 25-26 26-27 27-28 BEYOND TOTAL

* Fund Source 2 of 2

PE

RW

* Fund Type: TDA

CON

50,000

50,000

* Funding Agency:

Total:

50,000

50,000

Project Total:

PRIOR 22-23 23-24 24-25 25-26 26-27 27-28 BEYOND TOTAL

PE

RW

CON

250,000

250,000

Total:

250,000

250,000

Comments:

***** Version 1 - 08/03/2023 *****

Per 6/29/23 Golden Empire Transit District letter

RTP Reference: 2022 RTP p.5-4

Prior Yr Status: ---

Total Project Cost: ---

**Kern Council of Governments - Federal Transportation Improvement Program
(Dollars in Whole)
Transit System**

DIST: 06	PPNO:	EA:	CTIPS ID: 204-0000-0991	TITLE (DESCRIPTION): 10 CNG BUSES (IN BAKERSFIELD: PURCHASE TEN (10) REPLACEMENT 40 FT CNG BUSES FY 2024-25)	MPO Aprv: State Aprv: Federal Aprv:
CT PROJECT ID:			MPO ID.: KER230816		
COUNTY: Kern County	ROUTE:		PM:		EPA TABLE II or III EXEMPT CATEGORY Purchase new buses and rail cars to replace exist.

IMPLEMENTING AGENCY: Golden Empire Transit
PROJECT MANAGER:

PHONE:

EMAIL:

PROJECT VERSION HISTORY (Printed Version is Shaded)

(Dollars in whole)

Version	Status	Date	Updated By	Change Reason	Amend No.	Prog Con	Prog RW	PE
1	Active	08/03/2023	RPACHECO	Amendment - New Project	7	7,187,939		

* FTA Funds -

* Fund Source 1 of 2

* Fund Type: Low or No Emission Vehicle Program -
5339(c)

* Funding Agency:

	<u>PRIOR</u>	<u>22-23</u>	<u>23-24</u>	<u>24-25</u>	<u>25-26</u>	<u>26-27</u>	<u>27-28</u>	<u>BEYOND</u>	<u>TOTAL</u>
PE									
RW									
CON				5,750,351					5,750,351
Total:				5,750,351					5,750,351

* Local Funds -

* Fund Source 2 of 2

* Fund Type: TDA

* Funding Agency:

	<u>PRIOR</u>	<u>22-23</u>	<u>23-24</u>	<u>24-25</u>	<u>25-26</u>	<u>26-27</u>	<u>27-28</u>	<u>BEYOND</u>	<u>TOTAL</u>
PE									
RW									
CON				1,437,588					1,437,588
Total:				1,437,588					1,437,588

Project Total:

	<u>PRIOR</u>	<u>22-23</u>	<u>23-24</u>	<u>24-25</u>	<u>25-26</u>	<u>26-27</u>	<u>27-28</u>	<u>BEYOND</u>	<u>TOTAL</u>
PE									
RW									
CON				7,187,939					7,187,939
Total:				7,187,939					7,187,939

Comments:

***** Version 1 - 08/03/2023 *****

Per 6/27/23 Golden Empire Transit District letter

RTP Reference: 2022 RTP p.5-4

Prior Yr Status: ---

Total Project Cost: ---

**Kern Council of Governments - Federal Transportation Improvement Program
(Dollars in Whole)
Transit System**

DIST: 06	PPNO:	EA:	CTIPS ID: 204-0000-0992	TITLE (DESCRIPTION): 15 DIESEL BUSES (IN KERN COUNTY: PURCHASE 15 REPLACEMENT DIESEL CUTAWAY BUSES)	MPO Aprv:
CT PROJECT ID:			MPO ID.: KER230817		State Aprv:
COUNTY: Kern County	ROUTE:	PM:			Federal Aprv:
					EPA TABLE II or III EXEMPT CATEGORY Purchase new buses and rail cars to replace exist.

IMPLEMENTING AGENCY: Kern County
PROJECT MANAGER:

PHONE:

EMAIL:

PROJECT VERSION HISTORY (Printed Version is Shaded)

(Dollars in whole)

Version	Status	Date	Updated By	Change Reason	Amend No.	Prog Con	Prog RW	PE
1	Active	08/03/2023	RPACHECO	Amendment - New Project	7	3,665,625		

* FTA Funds -

* Fund Source 1 of 2

* Fund Type: Bus and Bus Facilities Discretionary
Program (Bus

* Funding Agency:

	<u>PRIOR</u>	<u>22-23</u>	<u>23-24</u>	<u>24-25</u>	<u>25-26</u>	<u>26-27</u>	<u>27-28</u>	<u>BEYOND</u>	<u>TOTAL</u>
PE									
RW									
CON			2,932,500						2,932,500
Total:			2,932,500						2,932,500

* Local Funds -

* Fund Source 2 of 2

* Fund Type: TDA

* Funding Agency:

	<u>PRIOR</u>	<u>22-23</u>	<u>23-24</u>	<u>24-25</u>	<u>25-26</u>	<u>26-27</u>	<u>27-28</u>	<u>BEYOND</u>	<u>TOTAL</u>
PE									
RW									
CON			733,125						733,125
Total:			733,125						733,125

Project Total:

	<u>PRIOR</u>	<u>22-23</u>	<u>23-24</u>	<u>24-25</u>	<u>25-26</u>	<u>26-27</u>	<u>27-28</u>	<u>BEYOND</u>	<u>TOTAL</u>
PE									
RW									
CON			3,665,625						3,665,625
Total:			3,665,625						3,665,625

Comments:

***** Version 1 - 08/03/2023 *****
Per 6/30/23 Kern County letter

RTP Reference: 2022 RTP p.5-4

Prior Yr Status: ---

Total Project Cost: ---

**Kern Council of Governments - Federal Transportation Improvement Program
(Dollars in Whole)
Transit System**

DIST: 06	PPNO:	EA:	CTIPS ID: 204-0000-0993	TITLE (DESCRIPTION): 5 CNG BUSES (IN KERN COUNTY: PURCHASE 5 REPLACEMENT CNG BUSES)	MPO Aprv: State Aprv: Federal Aprv:
CT PROJECT ID:			MPO ID.: KER230818		
COUNTY: Kern County	ROUTE:		PM:		EPA TABLE II or III EXEMPT CATEGORY Purchase new buses and rail cars to replace exist.

IMPLEMENTING AGENCY: Kern County
PROJECT MANAGER:

PHONE:

EMAIL:

PROJECT VERSION HISTORY (Printed Version is Shaded)

(Dollars in whole)

Version	Status	Date	Updated By	Change Reason	Amend No.	Prog Con	Prog RW	PE
1	Active	08/03/2023	RPACHECO	Amendment - New Project	7	4,060,625		

* FTA Funds -

	PRIOR	22-23	23-24	24-25	25-26	26-27	27-28	BEYOND	TOTAL
--	-------	-------	-------	-------	-------	-------	-------	--------	-------

* Fund Source 1 of 2

PE

RW

* Fund Type: Low or No Emission Vehicle Program - 5339(c)

CON

3,248,500

3,248,500

* Funding Agency:

Total:

3,248,500

3,248,500

* Local Funds -

	PRIOR	22-23	23-24	24-25	25-26	26-27	27-28	BEYOND	TOTAL
--	-------	-------	-------	-------	-------	-------	-------	--------	-------

* Fund Source 2 of 2

PE

RW

* Fund Type: TDA

CON

812,125

812,125

* Funding Agency:

Total:

812,125

812,125

Project Total:

	PRIOR	22-23	23-24	24-25	25-26	26-27	27-28	BEYOND	TOTAL
--	-------	-------	-------	-------	-------	-------	-------	--------	-------

PE

RW

CON

4,060,625

4,060,625

Total:

4,060,625

4,060,625

Comments:

***** Version 1 - 08/03/2023 *****

Per 6/30/23 Kern County letter

RTP Reference: 2022 RTP p.5-4

Prior Yr Status: ---

Total Project Cost: ---

**Kern Council of Governments - Federal Transportation Improvement Program
(Dollars in Whole)
Local Highway System**

DIST: 06	PPNO:	EA:	CTIPS ID: 204-0000-0994	TITLE (DESCRIPTION): H STREET CORRIDOR (SR-204 TO HWY 58) (IN BAKERSFIELD: ON H ST BETWEEN SR 204 AND SR 58; CONSTRUCT CURB CUTS, ADA RAMPS, HIGH- VISIBILITY CROSSWALKS, ADVANCED STOP AND TURN LINE MARKINGS, AND PEDESTRIAN FIRENDLY STREETSCAPING)	MPO Aprv: State Aprv: Federal Aprv:
CT PROJECT ID:			MPO ID.: KER231003		EPA TABLE II or III EXEMPT CATEGORY Bicycle and pedestrian facilities.
COUNTY: Kern County	ROUTE:		PM:		

IMPLEMENTING AGENCY: Bakersfield, City of
PROJECT MANAGER:

PHONE:

EMAIL:

PROJECT VERSION HISTORY (Printed Version is Shaded)

(Dollars in whole)

Version	Status	Date	Updated By	Change Reason	Amend No.	Prog Con	Prog RW	PE
1	Active	08/03/2023	RPACHECO	Amendment - New Project	7	8,154,000		300,000

* Local Funds -		<u>PRIOR</u>	<u>22-23</u>	<u>23-24</u>	<u>24-25</u>	<u>25-26</u>	<u>26-27</u>	<u>27-28</u>	<u>BEYOND</u>	<u>TOTAL</u>
* Fund Source 1 of 2	PE		300,000							300,000
* Fund Type: TDA	RW									
	CON				5,000,000					5,000,000
* Funding Agency:	Total:		300,000		5,000,000					5,300,000

* Other Fed -		<u>PRIOR</u>	<u>22-23</u>	<u>23-24</u>	<u>24-25</u>	<u>25-26</u>	<u>26-27</u>	<u>27-28</u>	<u>BEYOND</u>	<u>TOTAL</u>
* Fund Source 2 of 2	PE									
* Fund Type: Active Transportation Program (ATP)	RW									
	CON				3,154,000					3,154,000
* Funding Agency:	Total:				3,154,000					3,154,000

Project Total:		<u>PRIOR</u>	<u>22-23</u>	<u>23-24</u>	<u>24-25</u>	<u>25-26</u>	<u>26-27</u>	<u>27-28</u>	<u>BEYOND</u>	<u>TOTAL</u>
	PE		300,000							300,000
	RW									
	CON				8,154,000					8,154,000
	Total:		300,000		8,154,000					8,454,000

Comments:

***** Version 1 - 08/03/2023 *****

Per 6/28/23 CTC approval of MPO ATP Cycle 6

RTP Reference: 2022 RTP p.5-30

Prior Yr Status: ---

Total Project Cost: ---

**Kern Council of Governments - Federal Transportation Improvement Program
(Dollars in Whole)
Local Highway System**

DIST: 06	PPNO:	EA:	CTIPS ID: 204-0000-0995	TITLE (DESCRIPTION): ATP-6 SRTS SIDEWALK GAP AND CROSSWALK IMPROVEMENT PROJECT (IN DELANO: CONSTRUCT 18 ADA CURB RAMPS, STRIPE 17 CROSSWALKS, FILL 3,749 FT OF SIDEWALK GAPS SURROUNDING EIGHT LOCAL PUBLIC SCHOOLS BENEFITTING OVER 6,200 STUDENTS, COMPLETING THE SRTS PLAN)	MPO Aprv: State Aprv: Federal Aprv: EPA TABLE II or III EXEMPT CATEGORY Bicycle and pedestrian facilities.
CT PROJECT ID:			MPO ID.: KER231004		
COUNTY: Kern County	ROUTE:		PM:		

IMPLEMENTING AGENCY: Delano, City of
PROJECT MANAGER:

PHONE:

EMAIL:

PROJECT VERSION HISTORY (Printed Version is Shaded)

(Dollars in whole)

Version	Status	Date	Updated By	Change Reason	Amend No.	Prog Con	Prog RW	PE
1	Active	08/03/2023	RPACHECO	Amendment - New Project	7	628,000		75,000

* Other Fed -		<u>PRIOR</u>	<u>22-23</u>	<u>23-24</u>	<u>24-25</u>	<u>25-26</u>	<u>26-27</u>	<u>27-28</u>	<u>BEYOND</u>	<u>TOTAL</u>
* Fund Source 1 of 1	PE				75,000					75,000
* Fund Type: Active Transportation Program (ATP)	RW									
	CON					628,000				628,000
* Funding Agency:	Total:				75,000	628,000				703,000

Comments:

***** Version 1 - 08/03/2023 *****

Per 6/28/23 CTC approval of MPO ATP Cycle 6

RTP Reference: 2022 RTP p.5-30

Prior Yr Status: ---

Total Project Cost: ---

**Kern Council of Governments - Federal Transportation Improvement Program
(Dollars in Whole)
Local Highway System**

DIST: 06	PPNO:	EA:	CTIPS ID: 204-0000-0899	TITLE (DESCRIPTION): WALK ISABELLA (IN LAKE ISABELLA: WALK ISABELLA - LAKE ISABELLA BLVD AND ERSKINE CREEK RD: PEDESTRIAN AND CYCLIST SAFETY AND ACCESSIBILITY IMPROVEMENTS)	MPO Aprv: State Aprv: Federal Aprv:
CT PROJECT ID:			MPO ID.: KER191003		
COUNTY: Kern County	ROUTE:	PM:			EPA TABLE II or III EXEMPT CATEGORY Bicycle and pedestrian facilities.

IMPLEMENTING AGENCY: Kern County
PROJECT MANAGER:

PHONE:

EMAIL:

PROJECT VERSION HISTORY (Printed Version is Shaded)

(Dollars in whole)

Version	Status	Date	Updated By	Change Reason	Amend No.	Prog Con	Prog RW	PE
4	Active	08/03/2023	RPACHECO	Amendment - Cost/Scope/Sch. Change	7	4,841,000	193,000	1,052,000
3	Official	07/21/2022	RPACHECO	Adoption - Carry Over	0	4,841,000	193,000	1,052,000
2	Official	02/18/2021	RPACHECO	Adoption - Carry Over	0	4,841,000	193,000	1,052,000
1	Official	03/25/2019	RPACHECO	Amendment - New Project	3	4,841,000	193,000	1,052,000

* Other Fed -		<u>PRIOR</u>	<u>22-23</u>	<u>23-24</u>	<u>24-25</u>	<u>25-26</u>	<u>26-27</u>	<u>27-28</u>	<u>BEYOND</u>	<u>TOTAL</u>
	PE	854,000								854,000
* Fund Source 1 of 2	RW									
* Fund Type: Active Transportation Program (ATP)	CON			4,286,000						4,286,000
* Funding Agency:	Total:	854,000		4,286,000						5,140,000

* Local Funds -		<u>PRIOR</u>	<u>22-23</u>	<u>23-24</u>	<u>24-25</u>	<u>25-26</u>	<u>26-27</u>	<u>27-28</u>	<u>BEYOND</u>	<u>TOTAL</u>
	PE	198,000								198,000
	RW	193,000								193,000
* Fund Type: County Funds	CON			555,000						555,000
* Funding Agency:	Total:	391,000		555,000						946,000

Project Total:		<u>PRIOR</u>	<u>22-23</u>	<u>23-24</u>	<u>24-25</u>	<u>25-26</u>	<u>26-27</u>	<u>27-28</u>	<u>BEYOND</u>	<u>TOTAL</u>
	PE	1,052,000								1,052,000
	RW	193,000								193,000
	CON			4,841,000						4,841,000
	Total:	1,245,000		4,841,000						6,086,000

Comments:

***** Version 4 - 08/03/2023 *****

Per 6/29/23 CTC approved time extension: move \$4,286,000 ATP and \$555,000 Local from FY 22/23 to FY 23/24

RTP Reference: 2022 RTP p.5-30

Prior Yr Status: ---

Total Project Cost: ---

***** Version 1 - 02/01/22 *****

Project data transferred from 2020 FTIP.

RTP Reference: 2022 RTP p.5-30

Prior Yr Status: ---

Total Project Cost: ---

***** Version 1 - 08/17/20 *****

Project data transferred from 2018 FTIP.

RTP Reference: 2018 RTP p.5-4

Prior Yr Status: ---

Total Project Cost: ---

***** Version 1 - 02/27/2019 *****

Per 1/30/19 CTC approval of Statewide ATP Cycle 4

RTP reference: 2018 RTP page 5-6

Prior year status: ---

Future cost est: ---

**Kern Council of Governments - Federal Transportation Improvement Program
(Dollars in Whole)
Local Highway System**

DIST: 06	PPNO:	EA:	CTIPS ID: 204-0000-0996	TITLE (DESCRIPTION): SRTS ADA CROSSWALK SAFETY (IN KERN COUNTY: SRTS; INSTALL RRFBS, THERMOPLASTIC MARKING, SIGNS AND ADA RAMPS AT EXISTING UNCONTROLLED MULTI-LANE CROSSWALKS TO BENEFIT SEVEN (7) ADJACENT SCHOOLS. UPGRADES TO 6 EXISTING MULTI-LANE CROSSWALKS ON ARTERIAL AND COLLECTOR ROADS IN UNINCORPORATED AREAS OF OILDALE AND EAST BAKERSFIELD)	MPO Aprv: State Aprv: Federal Aprv: EPA TABLE II or III EXEMPT CATEGORY Bicycle and pedestrian facilities.
CT PROJECT ID:			MPO ID.: KER231005		
COUNTY: Kern County	ROUTE:		PM:		

IMPLEMENTING AGENCY: Kern County
PROJECT MANAGER:

PHONE:

EMAIL:

PROJECT VERSION HISTORY (Printed Version is Shaded)

(Dollars in whole)

Version	Status	Date	Updated By	Change Reason	Amend No.	Prog Con	Prog RW	PE
1	Active	08/03/2023	RPACHECO	Amendment - New Project	7	1,988,000		354,000

* Local Funds -		<u>PRIOR</u>	<u>22-23</u>	<u>23-24</u>	<u>24-25</u>	<u>25-26</u>	<u>26-27</u>	<u>27-28</u>	<u>BEYOND</u>	<u>TOTAL</u>
* Fund Source 1 of 2	PE				10,000	344,000				354,000
	RW									
* Fund Type: TDA	CON						228,000			228,000
* Funding Agency:	Total:				10,000	344,000	228,000			582,000

* Other Fed -		<u>PRIOR</u>	<u>22-23</u>	<u>23-24</u>	<u>24-25</u>	<u>25-26</u>	<u>26-27</u>	<u>27-28</u>	<u>BEYOND</u>	<u>TOTAL</u>
* Fund Source 2 of 2	PE									
	RW									
* Fund Type: Active Transportation Program (ATP)	CON						1,760,000			1,760,000
* Funding Agency:	Total:						1,760,000			1,760,000

Project Total:		<u>PRIOR</u>	<u>22-23</u>	<u>23-24</u>	<u>24-25</u>	<u>25-26</u>	<u>26-27</u>	<u>27-28</u>	<u>BEYOND</u>	<u>TOTAL</u>
	PE				10,000	344,000				354,000
	RW									
	CON						1,988,000			1,988,000
	Total:				10,000	344,000	1,988,000			2,342,000

Comments:
***** Version 1 - 08/03/2023 *****
Per 6/28/23 CTC approval of MPO ATP Cycle 6

RTP Reference: 2022 RTP p.5-30
Prior Yr Status: ---
Total Project Cost: ---

**Kern Council of Governments - Federal Transportation Improvement Program
(Dollars in Whole)
Local Highway System**

DIST: 06	PPNO:	EA:	CTIPS ID: 204-0000-1001	TITLE (DESCRIPTION): KERN RIVER PARKWAY MULTI-USE PATH SAFETY AND CONNECTIVITY PROJECT (IN KERN COUNTY: KERN RIVER PARKWAY MULTI-USE PATH, EXISTING LAKE MING PATH TERMINUS TO AREA APPROX 2,200 FT WEST OF CHINA GRADE LP, UNINCORPORATED AREAS OF METRO BAKERSFIELD; RESURFACING AND SAFETY IMPROVEMENTS ON PORTIONS OF KERN RIVER BIKE PATH. CONSTRUCT NEW MULTIUSE PATH FROM CHINA GRADE LP TO CAMINO GRANDE. CROSSING IMPROVEMENTS AT ALFRED HARRELL HWY)	MPO Aprv: State Aprv: Federal Aprv:
CT PROJECT ID:			MPO ID.: KER231006		
COUNTY: Kern County	ROUTE:		PM:		EPA TABLE II or III EXEMPT CATEGORY Bicycle and pedestrian facilities.

IMPLEMENTING AGENCY: Kern County
PROJECT MANAGER:

PHONE:

EMAIL:

PROJECT VERSION HISTORY (Printed Version is Shaded)

(Dollars in whole)

Version	Status	Date	Updated By	Change Reason	Amend No.	Prog Con	Prog RW	PE
1	Active	08/03/2023	RPACHECO	Amendment - New Project	7	6,785,000		1,250,000

* Local Funds -		<u>PRIOR</u>	<u>22-23</u>	<u>23-24</u>	<u>24-25</u>	<u>25-26</u>	<u>26-27</u>	<u>27-28</u>	<u>BEYOND</u>	<u>TOTAL</u>
	PE			100,000	250,000					350,000
* Fund Source 1 of 2	RW									
* Fund Type: TDA	CON						885,000			885,000
* Funding Agency:	Total:			100,000	250,000		885,000			1,235,000

* Other Fed -		<u>PRIOR</u>	<u>22-23</u>	<u>23-24</u>	<u>24-25</u>	<u>25-26</u>	<u>26-27</u>	<u>27-28</u>	<u>BEYOND</u>	<u>TOTAL</u>
	PE				900,000					900,000
* Fund Source 2 of 2	RW									
* Fund Type: Active Transportation Program (ATP)	CON						5,900,000			5,900,000
* Funding Agency:	Total:				900,000		5,900,000			6,800,000

Project Total:		<u>PRIOR</u>	<u>22-23</u>	<u>23-24</u>	<u>24-25</u>	<u>25-26</u>	<u>26-27</u>	<u>27-28</u>	<u>BEYOND</u>	<u>TOTAL</u>
	PE			100,000	1,150,000					1,250,000
	RW									
	CON						6,785,000			6,785,000
	Total:			100,000	1,150,000		6,785,000			8,035,000

Comments:

***** Version 1 - 08/03/2023 *****

Per 6/28/23 CTC approval of MPO ATP Cycle 6

RTP Reference: 2022 RTP p.5-30

Prior Yr Status: ---

Total Project Cost: ---

**Kern Council of Governments - Federal Transportation Improvement Program
(Dollars in Whole)
Local Highway System**

DIST: 06	PPNO:	EA:	CTIPS ID: 204-0000-1002	TITLE (DESCRIPTION): 10TH ST AND SAN EMIDIO ST INTERSECTION SAFETY IMPROVEMENTS (IN TAFT: 10TH ST AND SAN EMIDIO ST; UPGRADE PEDESTRIAN CROSSING: INSTALL ADA CURB RAMPS, RAISED MEDIAN, REPAINT CROSSWALKS, MARKINGS, STRIPES, INSTALL 4 SOLAR LED FLASHING STOP SIGNS AND 2 SOLAR SPEED FEEDBACK SIGNS)	MPO Aprv: State Aprv: Federal Aprv:
CT PROJECT ID:			MPO ID.: KER231007		EPA TABLE II or III EXEMPT CATEGORY Bicycle and pedestrian facilities.
COUNTY: Kern County	ROUTE:		PM:		

IMPLEMENTING AGENCY: Taft, City of
PROJECT MANAGER:

PHONE:

EMAIL:

PROJECT VERSION HISTORY (Printed Version is Shaded)

(Dollars in whole)

Version	Status	Date	Updated By	Change Reason	Amend No.	Prog Con	Prog RW	PE
1	Active	08/03/2023	RPACHECO	Amendment - New Project	7	408,000		47,000

* Other Fed -		<u>PRIOR</u>	<u>22-23</u>	<u>23-24</u>	<u>24-25</u>	<u>25-26</u>	<u>26-27</u>	<u>27-28</u>	<u>BEYOND</u>	<u>TOTAL</u>
* Fund Source 1 of 1	PE				47,000					47,000
* Fund Type: Active Transportation Program (ATP)	RW									
	CON					408,000				408,000
* Funding Agency:	Total:				47,000	408,000				455,000

Comments:

***** Version 1 - 08/03/2023 *****

Per 6/28/23 CTC approval of MPO ATP Cycle 6

RTP Reference: 2022 RTP p.5-30

Prior Yr Status: ---

Total Project Cost: ---

**Kern Council of Governments - Federal Transportation Improvement Program
(Dollars in Whole)
Local Highway System**

DIST: 06	PPNO:	EA:	CTIPS ID: 204-0000-0955	TITLE (DESCRIPTION): IN TEHACHAPI: SRTS DENNISON ROAD BICYCLE/PEDESTRIAN CORRIDOR IMPROVEMENT PROJECT (IN TEHACHAPI: DENNISON ROAD BETWEEN TEHACHAPI BLVD AND PINON ST; INSTALL CURB, GUTTER, AND SIDEWALKS TO CLOSE GAPS ON DENNISON RD, IMPROVE PEDESTRIAN CROSSWALKS, INSTALL PEDESTRIAN SIGNAL, LIGHTING, AND INSTALLATION OF BIKE LANES)	MPO Aprv: State Aprv: Federal Aprv:
CT PROJECT ID:			MPO ID.: KER211005		
COUNTY: Kern County	ROUTE:		PM:		EPA TABLE II or III EXEMPT CATEGORY Bicycle and pedestrian facilities.

IMPLEMENTING AGENCY: Tehachapi, City of
PROJECT MANAGER:

PHONE:

EMAIL:

PROJECT VERSION HISTORY (Printed Version is Shaded)

(Dollars in whole)

Version	Status	Date	Updated By	Change Reason	Amend No.	Prog Con	Prog RW	PE
3	Active	08/03/2023	RPACHECO	Amendment - Cost/Scope/Sch. Change	7	2,087,000	120,000	230,000
2	Official	07/21/2022	RPACHECO	Adoption - Carry Over	0	2,087,000	120,000	230,000
1	Official	07/19/2021	RPACHECO	Amendment - New Project	5	2,087,000	120,000	230,000

* Local Funds -		<u>PRIOR</u>	<u>22-23</u>	<u>23-24</u>	<u>24-25</u>	<u>25-26</u>	<u>26-27</u>	<u>27-28</u>	<u>BEYOND</u>	<u>TOTAL</u>
	PE	5,000								5,000
* Fund Source 1 of 2	RW									
* Fund Type: City Funds	CON									
* Funding Agency:	Total:	5,000								5,000

* Other Fed -		<u>PRIOR</u>	<u>22-23</u>	<u>23-24</u>	<u>24-25</u>	<u>25-26</u>	<u>26-27</u>	<u>27-28</u>	<u>BEYOND</u>	<u>TOTAL</u>
	PE	225,000								225,000
* Fund Source 2 of 2	RW	120,000								120,000
* Fund Type: Active Transportation Program (ATP)	CON				2,087,000					2,087,000
* Funding Agency:	Total:	345,000			2,087,000					2,432,000

Project Total:		<u>PRIOR</u>	<u>22-23</u>	<u>23-24</u>	<u>24-25</u>	<u>25-26</u>	<u>26-27</u>	<u>27-28</u>	<u>BEYOND</u>	<u>TOTAL</u>
	PE	230,000								230,000
	RW	120,000								120,000
	CON				2,087,000					2,087,000
	Total:	350,000			2,087,000					2,437,000

Comments:

***** Version 3 - 08/03/2023 *****

Per 5/18/23 CTC approved time extension: move \$2,087,000 ATP from FY 22/23 to FY 24/25

RTP Reference: 2022 RTP p.5-30

Prior Yr Status:---

Total Project Cost: ---

***** Version 1 - 02/01/22 *****

Project data transfered from 2020 FTIP.

RTP Reference: 2022 RTP p.5-30

Prior Yr Status:---

Total Project Cost: ---

***** Version 1 - 06/24/2021 *****

Per 6/23/21 CTC approval of ATP MPO Cycle 5

RTP Reference: 2018 RTP, Page 5-6, Prior Yr Status:---; Future Cost Est:---

**Kern Council of Governments - Federal Transportation Improvement Program
(Dollars in Whole)
Local Highway System**

DIST: 09	PPNO:	EA:	CTIPS ID: 204-0000-1003	TITLE (DESCRIPTION): VALLEY BLVD AND MILL ST GAP CLOSURE PROJECT (IN TEHACHAPI: NORTHSIDE OF WEST VALLEY BLVD BETWEEN OAKWOOD ST AND CURRY ST AND MILL ST BETWEEN VALLEY BLVD AND TEHACHAPI BLVD; INSTALL SIDEWALK, CURB, GUTTER, CURB RAMPS, IMPROVE CROSSWALKS, AND INSTALL CLASS II BICYCLE LANE ON NORTHSIDE OF VALLEY BLVD AND ON MILL ST)	MPO Aprv: State Aprv: Federal Aprv: EPA TABLE II or III EXEMPT CATEGORY Bicycle and pedestrian facilities.
CT PROJECT ID:			MPO ID.: KER231008		
COUNTY: Kern County	ROUTE:		PM:		

IMPLEMENTING AGENCY: Tehachapi, City of
PROJECT MANAGER:

PHONE:

EMAIL:

PROJECT VERSION HISTORY (Printed Version is Shaded)

(Dollars in whole)

Version	Status	Date	Updated By	Change Reason	Amend No.	Prog Con	Prog RW	PE
1	Active	08/03/2023	RPACHECO	Amendment - New Project	7	2,686,000	200,000	380,000

* Other Fed -		<u>PRIOR</u>	<u>22-23</u>	<u>23-24</u>	<u>24-25</u>	<u>25-26</u>	<u>26-27</u>	<u>27-28</u>	<u>BEYOND</u>	<u>TOTAL</u>
* Fund Source 1 of 1	PE			65,000	315,000					380,000
	RW					200,000				200,000
* Fund Type: Active Transportation Program (ATP)	CON						2,686,000			2,686,000
* Funding Agency:	Total:			65,000	315,000	200,000	2,686,000			3,266,000

Comments:

***** Version 1 - 08/03/2023 *****

Per 6/28/23 CTC approval of MPO ATP Cycle 6

RTP Reference: 2022 RTP p.5-30

Prior Yr Status: ---

Total Project Cost: ---

**Kern Council of Governments - Federal Transportation Improvement Program
(Dollars in Whole)
Local Highway System**

DIST: 06	PPNO:	EA:	CTIPS ID: 204-0000-1004	TITLE (DESCRIPTION): CENTRAL AVE CLASS I AND CLASS II BICYCLE TRAILS (IN WASCO: EAST SIDE OF CENTRAL AVE FROM 1310 NORTH OF FILBURN ST TO VIA MOROCCO BLVD AND BETWEEN BETTIS AVE AND SR 46; INSTALL CLASS I AND CLASS II BICYCLE TRAILS, ADA CURB RAMPS, DRIVE APPROACHES, AND RELATED PEDESTRIAN AND LANDSCAPING IMPROVEMENTS)	MPO Aprv: State Aprv: Federal Aprv:
CT PROJECT ID:			MPO ID.: KER231009		
COUNTY: Kern County	ROUTE:		PM:		EPA TABLE II or III EXEMPT CATEGORY Bicycle and pedestrian facilities.

IMPLEMENTING AGENCY: Wasco, City of
PROJECT MANAGER:

PHONE:

EMAIL:

PROJECT VERSION HISTORY (Printed Version is Shaded)

(Dollars in whole)

Version	Status	Date	Updated By	Change Reason	Amend No.	Prog Con	Prog RW	PE
1	Active	08/03/2023	RPACHECO	Amendment - New Project	7	584,000		76,000

* Other Fed -		<u>PRIOR</u>	<u>22-23</u>	<u>23-24</u>	<u>24-25</u>	<u>25-26</u>	<u>26-27</u>	<u>27-28</u>	<u>BEYOND</u>	<u>TOTAL</u>
* Fund Source 1 of 1	PE			5,000	71,000					76,000
* Fund Type: Active Transportation Program (ATP)	RW									
	CON					584,000				584,000
* Funding Agency:	Total:			5,000	71,000	584,000				660,000

Comments:

***** Version 1 - 08/03/2023 *****

Per 6/28/23 CTC approval of MPO ATP Cycle 6

RTP Reference: 2022 RTP p.5-30

Prior Yr Status: ---

Total Project Cost: ---

ATTACHMENT 2

Updated Financial Plan

Updated Grouped Project Listings

TABLE 1: REVENUE

Kern Council of Governments
2023 Federal Transportation Improvement Program
Amendment No. 7
(\$'s in 1,000)

Funding Source		NOTES	4 YEAR (FTIP Period)								
			FY 2023		FY 2024		FY 2025		FY 2026		TOTAL CURRENT
			Amendment		Amendment		Amendment		Amendment		
			Prior	Current	Prior	Current	Prior	Current	Prior	Current	
			No. 4	No. 7	No. 4	No. 7	No. 4	No. 7	No. 4	No. 7	
LOCAL	Gas Tax (Subventions to Cities)		\$25,328	\$24,825	\$18,470	\$22,088	\$1,638	\$8,336	\$947	\$1,291	\$56,540
	Gas Tax (Subventions to Counties)				\$55,000	\$55,000					\$55,000
	Transit Fares			\$111							\$111
	Local Total		\$25,328	\$24,936	\$73,470	\$77,088	\$1,638	\$8,336	\$947	\$1,291	\$111,651
STATE	SHOPP		\$158,275	\$150,327	\$106,143	\$106,143	\$274,792	\$274,792	\$146,385	\$146,385	\$677,647
	SHOPP Prior			\$16,944							\$16,944
	State Minor Program					\$3,590					\$3,590
	STIP		\$27,808	\$27,808	\$300	\$300	\$591	\$591	\$24,593	\$24,593	\$53,292
	Active Transportation Program (ATP) ¹		\$11,029	\$4,656	\$2,994	\$7,350	\$2,302	\$8,951	\$5,421	\$7,241	\$28,198
	Highway Maintenance (HM) Program ¹										
	Highway Bridge Program (HBP) ¹		\$2,129		\$77	\$77					\$77
	Road Repair and Accountability Act of 2017 (SB1)		\$10,162	\$10,162	\$57	\$57					\$10,219
	Other (See Appendix 3)		\$10,178	\$10,178	\$25	\$2,076	\$64,700	\$64,700			\$76,954
	State Total		\$219,581	\$220,075	\$109,596	\$119,593	\$342,385	\$349,034	\$176,399	\$178,219	\$866,921
FEDERAL TRANSIT	5307 - Urbanized Area Formula Grants		\$24,764	\$24,324	\$7,191	\$14,966					\$39,291
	5310 - Enhanced Mobility of Seniors and Individuals with Disabilities										
	5311 - Formula Grants for Rural Areas		\$2,156	\$2,156	\$2,156	\$2,156					\$4,312
	5311f - Intercity Bus			\$300							\$300
	5339 - Bus and Bus Facilities Formula Grants		\$3,403	\$2,946		\$212					\$3,158
	Other (See Appendix 4)		\$3,346	\$3,346		\$6,181		\$5,750			\$15,277
	Federal Transit Total		\$33,670	\$33,072	\$9,348	\$23,516		\$5,750			\$62,338
FEDERAL HIGHWAY	Congestion Mitigation and Air Quality (CMAQ) Improvement Program		\$11,964	\$11,926	\$11,658	\$12,165	\$11,654	\$12,408	\$11,651	\$12,656	\$49,156
	Highway Infrastructure Program (HIP)										
	High Priority Projects (HPP) and Demo		\$10,055	\$10,055		\$400					\$10,455
	Highway Safety Improvement Program (HSIP)		\$744	\$744							\$744
	Railway-Highway Crossings Program										
	Recreational Trails Program										
	Surface Transportation Block Grant Program (STBGP/RSTP)		\$13,418	\$13,588	\$12,322	\$13,951	\$12,316	\$14,390	\$12,310	\$14,799	\$56,729
	Other (see Appendix 5)		\$5,851	\$5,851	\$3,400	\$3,400	\$24,000	\$24,000			\$33,251
Federal Highway Total		\$42,032	\$42,165	\$27,380	\$29,916	\$47,970	\$50,799	\$23,961	\$27,456	\$150,335	
	Federal Total		\$75,702	\$75,237	\$36,728	\$53,432	\$47,970	\$56,549	\$23,961	\$27,456	\$212,674
REVENUE TOTAL			\$320,611	\$320,248	\$219,793	\$250,113	\$391,994	\$413,919	\$201,306	\$206,966	\$1,191,245

Financial Summary Notes:
¹ State Programs that include both state and federal funds.
This financial plan includes 2023 FTIP Amendment No. 5 and No. 6

TABLE 1: REVENUE - APPENDICES

Kern Council of Governments
2023 Federal Transportation Improvement Program
Amendment No. 7
(\$'s in 1,000)

Appendix 3 - State Other

State Other	FY 2023		FY 2024		FY 2025		FY 2026		CURRENT TOTAL
	Prior	Current	Prior	Current	Prior	Current	Prior	Current	
Low Carbon Transit Operations Program	\$58	\$58	\$25	\$25					\$83
Cap and Trade	\$10,000	\$10,000			\$64,700	\$64,700			\$74,700
California Heavy Duty Voucher Incentive Project	\$120	\$120							\$120
COVID21				\$1,456					\$1,456
CRRSAA				\$595					\$595
State Other Total	\$10,178	\$10,178	\$25	\$2,076	\$64,700	\$64,700			\$76,954

Appendix 4 - Federal Transit Other

Federal Transit Other	FY 2023		FY 2024		FY 2025		FY 2026		CURRENT TOTAL
	Prior	Current	Prior	Current	Prior	Current	Prior	Current	
FTA Section 5339 (a) Discretionary Program	\$423	\$423							\$423
FTA Section 5339 (b) Discretionary Program	\$2,923	\$2,923		\$2,933					\$5,855
FTA Section 5339 (c) Discretionary Program				\$3,249		\$5,750			\$8,999
Federal Transit Other Total	\$3,346	\$3,346		\$6,181		\$5,750			\$15,277

Appendix 5 - Federal Highway Other

Federal Highway Other	FY 2023		FY 2024		FY 2025		FY 2026		CURRENT TOTAL
	Prior	Current	Prior	Current	Prior	Current	Prior	Current	
COVID21	\$2,686	\$2,686							\$2,686
CRRSAA	\$2,565	\$2,565							\$2,565
BUILD					\$24,000	\$24,000			\$24,000
2023 APPROPRIATIONS EARMARK	\$600	\$600	\$3,400	\$3,400					\$4,000
Federal Highway Other Total	\$5,851	\$5,851	\$3,400	\$3,400	\$24,000	\$24,000			\$33,251

TABLE 2: PROGRAMMED

Kern Council of Governments
2023 Federal Transportation Improvement Program
Amendment No. 7
(\$'s in 1,000)

FUNDING SOURCES		NOTES	4 YEAR (FTIP Period)								
			FY 2023		FY 2024		FY 2025		FY 2026		TOTAL CURRENT
			Amendment		Amendment		Amendment		Amendment		
			Prior	Current	Prior	Current	Prior	Current	Prior	Current	
			No. 4	No. 7	No. 4	No. 7	No. 4	No. 7	No. 4	No. 7	
LOCAL	Local Total		\$25,328	\$24,936	\$73,470	\$77,088	\$1,638	\$8,336	\$947	\$1,291	\$111,651
STATE	SHOPP		\$158,275	\$150,327	\$106,143	\$106,143	\$274,792	\$274,792	\$146,385	\$146,385	\$677,647
	SHOPP Prior			\$16,944							\$16,944
	State Minor Program					\$3,590					\$3,590
	STIP		\$27,808	\$27,808	\$300	\$300	\$591	\$591	\$24,593	\$24,593	\$53,292
	Active Transportation Program ¹		\$11,029	\$4,656	\$2,994	\$7,350	\$2,302	\$8,951	\$5,421	\$7,241	\$28,198
	Highway Maintenance (HM) Program ¹										
	Highway Bridge Program (HBP) ¹		\$2,129		\$77	\$77					\$77
	Road Repair and Accountability Act of 2017 (SB1)		\$10,162	\$10,162	\$57	\$57					\$10,219
	Other (See Appendix B)		\$10,178	\$10,178	\$25	\$2,076	\$64,700	\$64,700			\$76,954
	State Total		\$219,581	\$220,075	\$109,596	\$119,593	\$342,385	\$349,034	\$176,399	\$178,219	\$866,921
FEDERAL TRANSIT	5307 - Urbanized Area Formula Grants		\$24,764	\$24,324	\$7,191	\$14,966					\$39,291
	5310 - Enhanced Mobility of Seniors and Individuals with Disabilities										
	5311 - Formula Grants for Rural Areas		\$2,156	\$2,156	\$2,156	\$2,156					\$4,312
	5311f - Intercity Bus			\$300							\$300
	5339 - Bus and Bus Facilities Formula Grants		\$3,403	\$2,946		\$212					\$3,158
	Other (See Appendix C)		\$3,346	\$3,346		\$6,181		\$5,750			\$15,277
	Federal Transit Total		\$33,670	\$33,072	\$9,348	\$23,516		\$5,750			\$62,338
FEDERAL HIGHWAY	Congestion Mitigation and Air Quality (CMAQ) Improvement Program		\$11,213	\$11,213	\$10,413	\$10,413	\$10,345	\$10,345	\$1,882	\$1,882	\$33,853
	Highway Infrastructure Program (HIP)										
	High Priority Projects (HPP) and Demo		\$10,055	\$10,055		\$400					\$10,455
	Highway Safety Improvement Program (HSIP)		\$744	\$744							\$744
	Railway-Highway Crossings Program										
	Recreational Trails Program										
	Surface Transportation Block Grant Program (STBGP/RSTP)		\$12,081	\$12,081	\$12,150	\$12,150					\$24,232
	Other (see Appendix D)		\$5,851	\$5,851	\$3,400	\$3,400	\$24,000	\$24,000			\$33,251
	Federal Highway Total		\$39,944	\$39,944	\$25,964	\$26,364	\$34,345	\$34,345	\$1,882	\$1,882	\$102,534
	Federal Total		\$73,614	\$73,016	\$35,312	\$49,880	\$34,345	\$40,095	\$1,882	\$1,882	\$164,873
PROGRAMMED TOTAL			\$318,523	\$318,027	\$218,377	\$246,561	\$378,368	\$397,465	\$179,227	\$181,391	\$1,143,444

MPO Financial Summary Notes:

¹ State Programs that include both state and federal funds.

This financial plan includes 2023 FTIP Amendment No. 5 and No. 6

TABLE 2: PROGRAMMED - APPENDICES

Kern Council of Governments
2023 Federal Transportation Improvement Program
Amendment No. 7
(\$'s in 1,000)

Appendix B - State Other

State Other	FY 2023		FY 2024		FY 2025		FY 2026		CURRENT
	Prior	Current	Prior	Current	Prior	Current	Prior	Current	TOTAL
LCTOP	\$58	\$58	\$25	\$25					\$83
Cap and Trade	\$10,000	\$10,000			\$64,700	\$64,700			\$74,700
California Heavy Duty Voucher Incentive Project	\$120	\$120							\$120
COVID21				\$1,456					\$1,456
CRRSAA				\$595					\$595
State Other Total	\$10,178	\$10,178	\$25	\$2,076	\$64,700	\$64,700			\$76,954

Appendix C - Federal Transit Other

Federal Transit Other	FY 2023		FY 2024		FY 2025		FY 2026		CURRENT
	Prior	Current	Prior	Current	Prior	Current	Prior	Current	TOTAL
FTA Section 5339 (a) Discretionary Program	\$423	\$423							\$423
FTA Section 5339 (b) Discretionary Program	\$2,923	\$2,923		\$2,933					\$5,855
FTA Section 5339 (c) Discretionary Program				\$3,249		\$5,750			\$8,999
Federal Transit Other Total	\$3,346	\$3,346		\$6,181		\$5,750			\$15,277

Appendix D - Federal Highway Other

Federal Highway Other	FY 2023		FY 2024		FY 2025		FY 2026		CURRENT
	Prior	Current	Prior	Current	Prior	Current	Prior	Current	TOTAL
COVID21	\$2,686	\$2,686							\$2,686
CRRSAA	\$2,565	\$2,565							\$2,565
RAISE					\$24,000	\$24,000			\$24,000
2023 APPROPRIATIONS EARMARK	\$600	\$600	\$3,400	\$3,400					\$4,000
Federal Highway Other Total	\$5,851	\$5,851	\$3,400	\$3,400	\$24,000	\$24,000			\$33,251

TABLE 3: REVENUE-PROGRAMMED

Kern Council of Governments
2023 Federal Transportation Improvement Program
Amendment No. 7
(\$'s in 1,000)

FUNDING SOURCES		4 YEAR (FTIP Period)								
		FY 2023		FY 2024		FY 2025		FY 2026		TOTAL CURRENT
		Amendment		Amendment		Amendment		Amendment		
		Prior	Current	Prior	Current	Prior	Current	Prior	Current	
		No. 4	No. 7	No. 4	No. 7	No. 4	No. 7	No. 4	No. 7	
LOCAL	Local Total									
STATE	SHOPP									
	SHOPP Prior									
	State Minor Program									
	STIP									
	Active Transportation Program ¹									
	Highway Maintenance (HM) Program ¹									
	Highway Bridge Program (HBP) ¹									
	Road Repair and Accountability Act of 2017 (SB1)									
	Other									
	State Total									
FEDERAL TRANSIT	5307 - Urbanized Area Formula Grants									
	5310 - Enhanced Mobility of Seniors and Individuals with Disabilities									
	5311 - Formula Grants for Rural Areas									
	5311f - Intercity Bus									
	5339 - Bus and Bus Facilities Formula Grants									
	Other									
	Federal Transit Total									
FEDERAL HIGHWAY	Congestion Mitigation and Air Quality (CMAQ) Improvement Program	\$751	\$714	\$1,245	\$1,751	\$1,309	\$2,063	\$9,769	\$10,775	\$15,303
	Highway Infrastructure Program (HIP)									
	High Priority Projects (HPP) and Demo									
	Highway Safety Improvement Program (HSIP)									
	Railway-Highway Crossings Program									
	Recreational Trails Program									
	Surface Transportation Block Grant Program (STBGP/RSTP)	\$1,337	\$1,507	\$172	\$1,801	\$12,316	\$14,390	\$12,310	\$14,799	\$32,498
	Other									
	Federal Highway Total	\$2,088	\$2,221	\$1,416	\$3,552	\$13,625	\$16,454	\$22,079	\$25,574	\$47,801
	Federal Total	\$2,088	\$2,221	\$1,416	\$3,552	\$13,625	\$16,454	\$22,079	\$25,574	\$47,801
REVENUE - PROGRAM TOTAL		\$2,088	\$2,221	\$1,416	\$3,552	\$13,625	\$16,454	\$22,079	\$25,574	\$47,801

2023 Federal Transportation Improvement Program

Grouped Project Listings

Kern Council of Governments

Includes:

State Highway/Regional Choice Program

Minor Program - dated 6/29/23

Note: Listing is available on the Kern COG website at

<https://www.kerncog.org/category/docs/ftip/>

Grouping Category: State Highway / Regional Choice Program**Project Title: Grouped Projects for Truck Climbing Lanes**

PROJECTS ARE CONSISTENT WITH 40 CFR PART 93.126 EXEMPT TABLE 2 AND TABLE 3 CATEGORIES - TRUCK CLIMBING LANES OUTSIDE THE URBANIZED AREA

PIN	Agency	Fed ID	Project Description	Program Year (FFY)	COVID21 Funds (State Funds)	CRRSAA Funds (State Funds)	HPP (Federal Funds)	Total Project Cost
KER230102	Caltrans		Title: Antelope Grade Truck Climbing Lane Extension Description: On Hwy 46 from 1.0 mile west of Kern Co. Line to 0.9 mile east of Kern Co. line. Construct extension to existing truck climbing lane. (Note: PE is in FY 23/24 and CON is in FY 23/24) EA 1Q031	23/24	\$1,456,000			\$2,451,000
				23/24		\$595,000		
				23/24			\$400,000	

Grouping Category: Minor Program

KER210207 Project Title: Grouped Projects for Safety Improvements, shoulder improvements, pavement resurfacing and/or rehabilitation - Minor Program

PROJECTS ARE CONSISTENT WITH 40 CFR PART 93.126 EXEMPT TABLES 2 AND 3 - RAILROAD/HIGHWAY CROSSING, SAFER NON-FEDERAL-AID SYSTEM ROADS, SHOULDER IMPROVEMENTS, TRAFFIC CONTROL DEVICES AND OPERATING ASSISTANCE OTHER THAN SIGNALIZATION PROJECTS, INTERSECTION SIGNALIZATION PROJECTS AT INDIVIDUAL INTERSECTIONS, PAVEMENT MARKING DEMONSTRATION, TRUCK CLIMBING LANES OUTSIDE THE URBANIZED AREA, LIGHTING IMPROVEMENTS, EMERGENCY TRUCK PULLOVERS, PAVEMENT RESURFACING AND/OR REHABILITATION, EMERGENCY RELIEF (23 U.S.C. 125), WIDENING NARROW PAVEMENTS OR RECONSTRUCTION BRIDGES (NO ADDITIONAL TRAVEL LANES)

Dist	County	Route	Post Miles	Location/Description	EA	Project ID	Program Code	Estimated Con State/Federal	Estimated R/W	Estimated Capital Outlay Support (Life of Project)	Total Project Cost	FTIP Program Year	Performance Values	Performance Measure
09	KER	58	80.5/81.0	Near Keene, from 0.5 mile west of Keene Truck Scale to Keene Truck Scale; also near Mojave from Cache Creek Truck Scale to 0.5 mile east of Cache Creek Truck Scale. Install Changeable Message Signs (CMS).	37530	0918000037	201.315	\$1,250,000	\$0	\$340,000	\$1,590,000	23/24	2	Field element(s)
09	KER	58	R90.7/M111.1	In Kern County, at various locations from Route 202 Overcrossing to Route 14 southbound Overcrossing. Replace median safety devices.	38760	0920000058	201.015	\$1,250,000	\$0	\$750,000	\$2,000,000	23/24	0.2	Collision(s) reduced

ATTACHMENT 3

Draft Kern Public Notice

NOTICE OF PUBLIC HEARING

NOTICE IS HEREBY GIVEN that Kern Council of Governments will hold a public hearing at 6:30 P.M. August 17, 2023 at Kern COG's office, 1401 19th Street, Suite 300, Bakersfield, CA 93301 regarding Draft Amendment No. 7 to the 2023 Federal Transportation Improvement Program (FTIP). The hearing is being held to receive public comments.

- The 2023 FTIP is a listing of capital improvement and operational expenditures utilizing federal and state monies for transportation projects in Kern County through 2026.
- There are revisions to the State Highway/Regional Choice, State Highway Operation and Protection Program, Transit Program, and Non-Motorized Program.
- The Draft 2023 FTIP Amendment No. 7 contains a project list, summary of changes, financial plan, and grouped project listing.

Individuals with disabilities may call Kern COG at (661) 635-2900 with 3-working-day advance notice to request auxiliary aids necessary to participate in the public hearing. Translation services are available (with 3-working-day advance notice) to participate speaking any language with available professional translation services.

A 14-day public review and comment period will begin August 4, 2023 and conclude August 18, 2023. The draft document is available for review at Kern COG's office and on Kern COG's website at www.kerncog.org/category/docs/ftip/

Public comments are welcomed at the hearing, or may be submitted in writing by 5 P.M. August 18, 2023 to Ahron Hakimi at the address below.

After considering the comments, the documents will be considered for approval, by Kern COG Executive Director, August 21, 2023. The documents will then be submitted to state and federal agencies for approval.

Ahron Hakimi, Executive Director
Kern Council of Governments
1401 19th Street, Suite 300
Bakersfield, CA 93301
(661) 635-2900