

Reporting Period

City of McFarland

Fiscal Year 2023 Report Period Jul - Jun Status Submitted

Mark this reporting component as complete

Cancel

Stations and Maintenance Facilities A-10

| Mode | Purchase Transportation Facility Ownership Types | | | | Directly Operated Facility Ownership Types | | |
|----------------------|--|---|--|----------------------------|--|---------------------------------|----------------------------|
| | Owned by Service Provider | Owned by Public Agency for Service Provider | Leased by Public Agency for Service Provider | Leased by Service Provider | Owned | Leased by Another Public Agency | Leased from Private Entity |
| Demand Response (DR) | | | | | | | |
| Total | 0.00 | 0.00 | 0.00 | 0.00 | 0.00 | 0.00 | 0.00 |


Reporting Period

City of McFarland

Fiscal Year 2023 Report Period Jul - Jun Status Submitted

Mark this reporting component as complete

Cancel

Modes P-20 

| Mode | Type of Service | Commitment Date | Start Date | End Date |
|----------------------|------------------------|-----------------|------------|----------|
| Demand Response (DR) | DO - Directly Operated | | | |

Reporting Period

City of McFarland

Fiscal Year 2023 Report Period Jul - Jun Status Submitted

Mark this reporting component as complete

Cancel

Transit Asset Management Facilities A-15

| Facility Name | Primary Mode | Secondary Mode | Private Mode | Facility Class | Facility Type | Year Built | Latitude | Latitude Direction |
|---------------|--------------|----------------|--------------|----------------|---------------|------------|----------|--------------------|
|---------------|--------------|----------------|--------------|----------------|---------------|------------|----------|--------------------|

Reporting Period

City of McFarland

Fiscal Year 2023 Report Period Jul - Jun Status Submitted

Mark this reporting component as complete

Cancel

Revenue Vehicle Inventory (A-30)

Refresh Data

Fleets Total

| Total Vehicles | Active Fleet Vehicles | ADA Accessible Vehicles |
|----------------|-----------------------|-------------------------|
| 2 | 2 | 2 |

| Vin | RVI ID | ADA Access | Vehicle Type | Fuel Type | Fund Source | Avg. Est. Yrs When New | Avg. Exp. Years When New | Year of Manufacture | Useful Life Remaining | Vehicle Length | Seating Capacity | Ownership Type | Modes Operated |
|------|--------|------------|--------------|---------------|-------------|------------------------|--------------------------|---------------------|-----------------------|----------------|------------------|--|----------------|
| 6839 | | Yes | BU - Bus | GA - Gasoline | N/A | | 14 | 2017 | 4 | 25 | 21 | Owned outright by public agency (OOPA) | |
| 3885 | | Yes | VN - Van | GA - Gasoline | N/A | | 8 | 2015 | -4 | 19 | 6 | Owned outright by public agency (OOPA) | |

Reporting Period

City of McFarland

Fiscal Year 2023 Report Period Jul - Jun Status Submitted

Mark this reporting component as complete

Cancel

Reduced Reporting Form RR-20

Total Funds Expended Reconciliation

Total Annual Revenues Expended in Reconciliation Section must match and equal the Total Annual Expenses by Mode. Please review and update your totals in order for these two categories to match and re-save when complete. Sections that add up to make the 'Total Annual Revenues Expended Section' are as follows: Fare Revenues + Other Directly Generated Funds + Revenues Accrued Through a PT Agreement + Non-Federal Funds + Federal Funds.

| | Expended on Operations | Expended on Capital |
|--|------------------------|---------------------|
| Total Annual Revenues Expended | 138,309.00 | 0.00 |
| Total Annual Expenses by Mode (from below) | 138,309.00 | 0.00 |

Total Annual Expenses by Mode

| | Expended on Operations | Expended on Capital | Describe |
|-----------------------------|------------------------|---------------------|----------|
| Demand Response (DR) - (DO) | 138,309.00 | 0.00 | |
| Total | 138,309.00 | 0.00 | |

Fare Revenues

| Mode | Revenues | Expended on Operations | Expended on Capital | Describe |
|-----------------------------|-------------------------|------------------------|---------------------|----------|
| Demand Response (DR) - (DO) | Passenger-Paid Fares | | | |
| Demand Response (DR) - (DO) | Organization-Paid Fares | | | |
| | Total | 0.00 | 0.00 | |

Reduced Reporting Form RR-20

Other Directly Generated Funds

| Delete | | Expended on Operations | Expended on Capital | Describe |
|---------------------------------------|--------------------------|------------------------|---------------------|----------|
| <input type="button" value="Delete"/> | Directly Generated Funds | | | |
| | Total | 0.00 | 0.00 | |

Revenues Accrued Through a PT Agreement

| | Expended on Operations | Expended on Capital | Describe |
|---------------------------------|------------------------|---------------------|----------|
| With an NTD Reporting Agency | | | |
| With a non-NTD Reporting Agency | | | |
| Total | 0.00 | 0.00 | |

Non-Federal Funds

| | Expended on Operations | Expended on Capital | Describe |
|--------------|------------------------|---------------------|----------|
| Local Funds | 61,783.00 | 0.00 | |
| State Funds | | | |
| Other Funds | | | |
| Total | 61,783.00 | 0.00 | |

Federal Funds

| | Expended on Operations | Expended on Capital | Describe |
|---|------------------------|---------------------|----------|
| FTA Metropolitan Planning (§5303) | | | |
| FTA Urbanized Area Formula Program (§5307) | | | |
| FTA Urbanized Area Program Funds: Capital Assistance Spent on Operations (§5307) | | | |
| ARRA Urbanized Area Program Funds (§5307) | | | |
| ARRA Urbanized Area Program Funds: Capital Assistance Spent on Operations (§5307) | | | |
| CARES Act Urbanized Area Program Funds (§5307) | | | |
| CRRSA Act Urbanized Area Program Funds (§5307) | | | |
| American Rescue Plan Act of 2021 Urbanized Area Program Funds (§5307) | | | |
| FTA Clean Fuels Program (§5308) | | | |
| FTA Capital Investment Grants (§5309) | | | |
| ARRA Major Capital Investment (New Starts) Funds (§5309) | | | |
| American Rescue Plan Act of 2021 Fixed Guideway Capital Investment Grants (§5303) | | | |
| FTA Enhanced Mobility of Seniors and Individuals with Disabilities Formula Program (§5310) | | | |
| Capital Assistance Spent on Operations (§5310) | | | |
| CRRSA Act Enhanced Mobility of Seniors and Individuals with Disabilities Program Funds (§5310) | | | |
| American Rescue Plan Act of 2021 Enhanced Mobility of Seniors and Individuals with Disabilities Program Funds (§5310) | | | |
| FTA Formula Grants for Rural Areas (§5311) | 76,526.00 | 0.00 | |

Reduced Reporting Form RR-20

| | | | |
|---|------------------|-------------|--|
| Capital Assistance Spent on Operations (§5311) | | | |
| FTA ARRA Other than Urbanized Area Program Funds (§5311) | | | |
| FTA ARRA Capital Assistance Spent on Operations (including maintenance expenses) (§5311) | | | |
| FTA Tribal Transit Funds (§5321) | | | |
| ARRA Tribal Transit Funds (§5311) | | | |
| CARES Act Rural Area Program Funds (§5311) | | | |
| CARES Act Public Transportation on Indian Reservations Program Funds (§5311) | | | |
| CRRSA Act Rural Area Program Funds (§5311) | | | |
| CRRSA Act Public Transportation on Indian Reservations Program Funds (§5321) | | | |
| American Rescue Plan Act of 2021 Rural Area Program Funds (§5311) | | | |
| American Rescue Plan Act of 2021 Public Transportation on Indian Reservations Program Funds (§5321) | | | |
| FTA Job Access and Reverse Commute Formula Program (§5316) | | | |
| State of Good Repair (§5308) | | | |
| FTA Bus and Bus Facilities (§5339) | | | |
| ARRA TIGGER (Greenhouse Gas and Energy Reduction) | | | |
| Other FTA Funds | | | |
| Other USDOT Funds | | | |
| Other Federal Funds | | | |
| Total | 76,526.00 | 0.00 | |

Other Resources

| | Quantity |
|--|----------|
| Number of Volunteer Drivers | |
| Number of Personal Vehicles in Service | |

Service Data

| Mode | Annual Veh Rev Miles | Annual Veh Rev Hours | Annual Unlinked Pass Trips | Annual Veh of Max Service | Sponsored Serv UPT |
|-----------------------------|----------------------|----------------------|----------------------------|---------------------------|--------------------|
| Demand Response (DR) - (DO) | 6,518.00 | 1,095.00 | 3,433.00 | 1.00 | 0.00 |
| Total | 6,518 | 1,095 | 3,433 | 1 | 0 |

Reporting Period

City of McFarland

| Fiscal Year | Report Period | Status |
|-------------|---------------|-----------|
| 2023 | Jul - Jun | Submitted |

Mark this reporting component as complete

Cancel

Service Vehicles (A-35)

| Equipment Name | Vehicle Type | Primary Mode | Secondary Mode | Total Vehicles | Year of Manufacture | Useful Life Benchmark (Years) | Useful Life Remaining (Years) | Transit Agency Capital Responsibility | Estimated Cost | Year Dollars of Estimated Cos |
|----------------|--------------|--------------|----------------|----------------|---------------------|-------------------------------|-------------------------------|---------------------------------------|----------------|-------------------------------|
|----------------|--------------|--------------|----------------|----------------|---------------------|-------------------------------|-------------------------------|---------------------------------------|----------------|-------------------------------|

Reporting Period

City of McFarland

| Fiscal Year | Report Period | Status |
|-------------|---------------|-----------|
| 2023 | Jul - Jun | Submitted |

Mark this reporting component as complete

Cancel

Transit Asset Management Reporting

Performance Measures, Outcomes, Narrative, and Targets

Revenue Vehicles

| Category | Agency Current Fleet Status | | Discussion of Agency's Performance Against TAM Plan Describe Agency's actual performance in Comparison to TAM Plan Goals | Agency's Projected Fleet Status | | |
|----------------------------------|-----------------------------|--|---|---|---|---|
| | Vehicles in Asset Class | Amount that Exceeded ULB set in TAM Plan | | Amount of Vehicles to be Retired beyond ULB | Amount of Vehicles to be Purchased by Next Year | Amount of Vehicles that will be past ULB in TAM |
| Heavy-Duty Small Bus | 1 | 0 | The City is seeking grant opportunities to transition existing fleet to electric. | 0 | 0 | 0 |
| Light-Duty Vans, Sedans or Buses | 1 | 0 | The City is seeking grant opportunities to transition existing fleet to electric. | 0 | 0 | 0 |
| Total | 2 | 0 | | 0 | 0 | 0 |

Service Vehicles

| Category | Agency Current Fleet Status | | Discussion of Agency's Performance Against TAM Plan Describe Agency's actual performance in Comparison to TAM Plan Goals | Agency's Projected Fleet Status | | |
|--------------|-----------------------------|--|---|---|---|---|
| | Vehicles in Asset Class | Amount that Exceeded ULB set in TAM Plan | | Amount of Vehicles to be Retired beyond ULB | Amount of Vehicles to be Purchased by Next Year | Amount of Vehicles that will be past ULB in TAM |
| Total | 0 | 0 | | 0 | 0 | 0 |

Reporting Period

City of McFarland

| | | |
|--------------------|----------------------|---------------|
| Fiscal Year | Report Period | Status |
| 2023 | Jul - Jun | Submitted |

Mark this reporting component as complete

Cancel

S&S 60

Physical Assaults

| Mode | Physical Assaults in Transit Vehicle | Physical Assaults in Revenue Facility | Physical Assaults in Non-Revenue Facility | Physical Assaults in Other Location |
|----------------------------------|--------------------------------------|---------------------------------------|---|-------------------------------------|
| Major Safety and Security Events | | | | |
| Non-Major Events (non-injury) | | | | |
| Operator Injuries | | | | |
| Other Transit Worker Injuries | | | | |
| Other Injuries | | | | |
| Operator Fatalities | | | | |
| Other Transit Worker Fatalities | | | | |
| Other Fatalities | | | | |

Non-Physical Assaults

| Mode | Non-Physical Assaults in Transit Vehicle | Non-Physical Assaults in Revenue Facility | Non-Physical Assaults in Non-Revenue Facility | Non-Physical Assaults in Other Location |
|----------------------------------|--|---|---|---|
| Major Safety and Security Events | | | | |
| Non-Major Events (non-injury) | | | | |
| Operator Injuries | | | | |
| Other Transit Worker Injuries | | | | |
| Other Injuries | | | | |
| Operator Fatalities | | | | |
| Other Transit Worker Fatalities | | | | |
| Other Fatalities | | | | |

All Other Reportable Safety & Security Data

Total Events: 0

| Event Type | Major Events | Fatalities | Injuries |
|---|--------------|------------|----------|
| Collisions with Pedestrian(s) | | | |
| Collisions with Vehicle(s) | | | |
| Collisions with Other (e.g. animal, manhole, shopping cart, etc.) | | | |
| Other Major Events | | | |

Reporting Period



City of McFarland

Fiscal Year 2023 **Report Period** Jul - Jun **Status** Submitted

Mark this reporting component as complete

Cancel

P-50 General Transit Feed Specification (GTFS)

| Add New | | | |
|---|----------------------|------------------------|---------|
| Actions | Mode | Type | Weblink |
|   | Demand Response (DR) | DO - Directly Operated | |

1 - 1 of 1 items

Reporting Period



City of McFarland

Fiscal Year 2023 **Report Period** Jul - Jun **Status** Submitted

Mark this reporting component as complete

Cancel

P-10 Org Emergency Contact

| Add New | | | |
|---|------------------|----------------|-------------------------------|
| Actions | Name | Phone | Email |
|   | Diego Viramontes | (661) 792-3091 | dviramontes@mcfarlandcity.org |

1 - 1 of 1 items

Reporting Period

City of McFarland

Fiscal Year 2023 **Report Period** Jul - Jun **Status** Submitted

Mark this reporting component as complete

Cancel

B-15 Form Geospatial Data for Demand Response

B-15 Form Geospatial Data for Demand Response (DO - Directly Operated)

1.) Do you serve residents in another State besides your State?:

Yes No

2.) Select the State and Counties that you serve, either in whole or in part, where you pick up residents for a new trip origination:

Select One...

Select One...

Add

States & Counties


| Actions | State | County |
|---------|------------|--------|
| | CALIFORNIA | Kern |

1 - 1 of 1 items

B-15 Form Geospatial Data for Demand Response

3.) Select Census 'Places' served in these counties; indicate whether these places (e.g., Township) are served, and whether these Places are partially or wholly served:

Cities & Service Levels

| Actions | City | ServiceLevel |
|---|-----------|---------------|
|   | Mcfarland | Wholly Served |

1 - 1 of 1 items

4.) Is your Demand Response service intended to meet the Americans with Disabilities (ADA) complementary paratransit requirements for a fixed route system?:

Yes No


5.) If yes to #4, is your service area limited to the ADA complementary paratransit distance for:

A) Your own NTD Reporter ID:

Yes No

B) Insert all that are not your NTD Reporter ID:

Organization NTD ID's'

| Actions | NTD ID | Reporter Name |
|---|--------|-------------------|
|  | | City of McFarland |

1 - 1 of 1 items

B-15 Form Geospatial Data for Demand Response

6.) Within your service area, do you have different passenger eligibility requirements or different terms and conditions of service?:

Yes No

7 & 8.) Address question 7 and 8 utilizing the table below. Which days per week do you operate? For each day of the week, what are your hours of operation, and who is your service open to:

Operational Hours

| Day of the Week | Service Begin Time | Service End Time | Ends Next Day | Complementary Paratransit Eligible | Age or Disability | General Population |
|-----------------|--------------------|------------------|---------------|------------------------------------|-------------------|--------------------|
| Monday | 08:00 AM | 04:00 PM | No | Yes | Yes | Yes |
| Tuesday | 08:00 AM | 04:00 PM | No | Yes | Yes | Yes |
| Wednesday | 08:00 AM | 04:00 PM | No | Yes | Yes | Yes |
| Thursday | 08:00 AM | 04:00 PM | No | Yes | Yes | Yes |
| Friday | 08:00 AM | 04:00 PM | No | Yes | Yes | Yes |
| Saturday | | | No | | | |
| Sunday | | | No | | | |

9.) What is the minimum advanced reservation time for your service?:

Hours

10.) What is the fare charged?: