

**AGENDA
KERN COUNCIL OF GOVERNMENTS
TRANSPORTATION PLANNING POLICY COMMITTEE
THURSDAY, JULY 17, 2025
6:30 P.M.**

PRIMARY MEETING LOCATION

Kern Council of Governments
Board Room
1401 19th Street, Suite 300
Bakersfield, CA 93301

**SECONDARY MEETING LOCATION
TELECONFERENCING AVAILABLE**

Ridgecrest City Hall
Conference Room B
100 W. California Avenue
Ridgecrest, CA 93555

TPPC/Kern COG Board

Please join my meeting from your computer, tablet, or smartphone.

<https://global.gotomeeting.com/join/888828085>

You can also dial in using your phone.

United States: [+1 \(630\) 869-1013](tel:+16308691013)

Access Code: 888-828-085

New to GoToMeeting? Get the app now and be ready when your first meeting starts:

<https://global.gotomeeting.com/install/888828085>

DISCLAIMER: This agenda includes the proposed actions and activities, with respect to each agenda item, as of the date of posting. As such, it does not preclude the Committee from taking other actions on items on the agenda, which are different or in addition to those recommended.

I. PLEDGE OF ALLEGIANCE:

II. ROLL CALL: Ayon, Calderon, Couch, Espinoza, Parlier, Gorman, Hawkins, Noerr, Reyna, B. Smith, P. Smith, Solorio-Ruiz, Morse

Congestion Management Agency Ex-Officio Members: Helton, Navarro, Parra, Warney

III. PUBLIC COMMENTS: This portion of the meeting is reserved for persons to address the Committee on any matter not on this agenda but under the jurisdiction of the Committee. Committee members may respond briefly to statements made or questions posed. They may ask a question for clarification; make a referral to staff for factual information or request staff to report back to the Committee at a later meeting. **SPEAKERS ARE LIMITED TO TWO MINUTES. PLEASE STATE YOUR NAME AND ADDRESS FOR THE RECORD PRIOR TO MAKING A PRESENTATION.**

Disabled individuals who need special assistance to attend or participate in a meeting of the Transportation Technical Advisory Committee may request assistance at 1401 19th Street, Suite 300, Bakersfield CA 93301 or by calling (661) 635-2900. Every effort will be made to reasonably accommodate individuals with disabilities by making meeting material available in alternative formats. Requests for assistance should be made at least three (3) working days in advance whenever possible.

IV. CONSENT AGENDA/OPPORTUNITY FOR PUBLIC COMMENT: All items on the consent agenda

are considered to be routine and non-controversial by Kern COG staff and will be approved by one motion if no member of the Council or public wishes to comment or ask questions. If comment or discussion is desired by anyone, the item will be removed from the consent agenda and will be considered in the listed sequence with an opportunity for any member of the public to address the Council concerning the item before action is taken. **ROLL CALL VOTE.**

A. APPROVAL OF DISCUSSION SUMMARY: Minutes from meeting of June 19, 2025. ROLL CALL VOTE.

B. RESPONSE TO PUBLIC COMMENTS

**C. FY 2025-26 TRANSPORTATION DEVELOPMENT ACT ARTICLE 3 PROGRAM OF PROJECT
(Enriquez)**

Comment: Kern Council of Governments, acting in the capacity as the state-designated Regional Transportation Planning Agency, administers funding for the Transportation Development Act (TDA) Article 3 Program. The Transportation Technical Advisory Committee has reviewed this item

Action: Approve the fiscal year 2025-26 Transportation Development Act Article 3 Program of Projects.

**D. KERN COG SENATE BILL NO. 1 TRANSIT – CALTRANS STATE OF GOOD REPAIR
ALLOCATION ESTIMATE: \$1,702,715 (Enriquez)**

Comment: Caltrans State of Good Repair (SGR) Transit Program allocates annual funds from Senate Bill No.1 legislation to the Kern region in combination with a supplemental allocation of the State Transit Assistance (STA) fund. The estimated SGR funding allocation is \$1,702,715. Member agencies eligible for SGR Transit funds were emailed the regional apportionment estimate on Friday, June 13, 2025. The Transportation Technical Advisory Committee has reviewed this item.

Action: Information.

E. TDA TRIENNIAL PERFORMANCE AUDIT FOR FY 2022 – FY 2024 (Plank)

Comment: On September 19, 2024, Kern Council of Governments entered into a contract with Moore & Associates to conduct a triennial performance audit of its activities and those of each transit operator to whom it allocates funds under the Transportation Development Act (TDA). The consultant has presented its findings and recommendations in individual audits for Kern COG and each transit operator, which have been reviewed by Kern COG staff and the pertinent transit operator's personnel. The Transportation Technical Advisory Committee has reviewed this item.

Action: 1) Receive and file the TDA triennial performance audit report (FY 2022 – FY 2024);
2) Direct staff to address the recommendations as noted in the audit report; and
3) Direct staff to assist member agencies in their efforts to implement recommendations as noted in the audit report.

**F. UPDATE: SB 375 GREENHOUSE GAS EMISSION REDUCTION FROM PASSENGER
VEHICLES AND ADOPTION TIMELINE FOR THE 2026 RTP (Raymond)**

Comment: The Regional Transportation Plan (RTP) is required to be updated every 4-years and contains a long range 24-year transportation expenditure portfolio fulfilling numerous policies and regulations including but not limited to public involvement, social equity, air quality conformity, congestion management, and Senate Bill (SB) 375 per capita greenhouse gas (GHG) reduction targets. The Regional Planning Advisory Committee has reviewed this item.

Action: Information.

G. 2026 REGIONAL TRANSPORTATION IMPROVEMENT PROGRAM (Pacheco)

Comment: Every two years, regional agencies submit a Regional Transportation Improvement Program (RTIP) by December 15th to the California Transportation Commission for their approval. The Transportation Technical Advisory Committee has reviewed this item.

Action: Information.

H. PROJECT ACCOUNTABILITY TEAM REPORT (Valle)

Comment: Fifty-seven percent of project funding has been authorized. The Transportation Technical Advisory Committee has reviewed this item.

Action: Information.

***** END CONSENT AGENDA – ROLL CALL VOTE *****

V. 2025 FEDERAL TRANSPORTATION IMPROVEMENT PROGRAM – DRAFT AMENDMENT NO. 7 (Valle)

Comment: Amendment No. 7 includes revisions to the Transit Program. The amendment was circulated to the Transportation Technical Advisory Committee via email July 3, 2025.

Action: Open the public hearing, take public comment, and close public hearing.

OPEN PUBLIC HEARING HEAR COMMENTS CLOSE PUBLIC HEARING

VI. BOARD MEMBER'S MEETING REPORTS: (None)

VII. CALTRANS REPORT: (Report on Projects in Progress)

- District 6 & 9 Construction Projects.

VIII. EXECUTIVE DIRECTOR'S REPORT: (Report on Projects and Programs in Progress)

IX. MEMBER STATEMENTS: On their own initiative, Council members may make a brief announcement or a brief report on their own activities. In addition, Council members may ask a question of staff or the public for clarification on any matter, provide a reference to staff or other resources for factual information, or request staff to report back to the Council at a later meeting concerning any matter. Furthermore, the Council, or any member thereof, may take action to direct staff to place a matter of business on a future agenda.

X. ADJOURNMENT- NEXT MEETING – The next scheduled meeting will be held on August 21, 2025 (may be dark).

KERN COUNCIL OF GOVERNMENTS
TRANSPORTATION PLANNING POLICY COMMITTEE

Minutes of the Meeting of June 19, 2025

KERN COG BOARD ROOM
1401 19TH STREET, THIRD FLOOR
BAKERSFIELD, CALIFORNIA

THURSDAY
JUNE 19, 2025
6:30 P.M.

The meeting was called to order by Chairman Smith at 6:30 p.m.

I. PLEDGE OF ALLEGIANCE:

II. ROLL CALL:

Members Present: Ayon, Calderon, Couch, Espinoza, Hawkins, Morse, Reyna, B. Smith, P. Smith, Solorio-Ruiz

Congestion Management Agency Ex-Officio Members: Gunn, Williams, Parra

Members Absent: Gorman, Noerr, Parlier, Warney

Others: Franz, Cook, Mark

Staff: Hakimi, Napier, Romero-Valdivia, Ball, Enriquez, Valle, Invina-Jayasiri, Heimer, Banuelos, Davisson, Flickinger, Ball, Raymond, Montalvo, Enriquez, Rivera

- III. PUBLIC COMMENTS:** This portion of the meeting is reserved for persons to address the Council on any matter not on this agenda but under the jurisdiction of the Council. Council members may respond briefly to statements made or questions posed. They may ask a question for clarification; make a referral to staff for factual information or request staff to report back to the Council at a later meeting. **SPEAKERS ARE LIMITED TO TWO MINUTES. PLEASE STATE YOUR NAME AND ADDRESS FOR THE RECORD PRIOR TO MAKING A PRESENTATION.**

Chairman Smith asked if there were any comments, there were none.

- IV. CONSENT AGENDA/OPPORTUNITY FOR PUBLIC COMMENT:** All items on the consent agenda are considered to be routine and non-controversial by Kern COG staff and will be approved by one motion if no member of the Council or public wishes to comment or ask questions. If comment or discussion is desired by anyone, the item will be removed from the consent agenda and will be considered in the listed sequence with an opportunity for any member of the public to address the Council concerning the item before action is taken. **ROLL CALL VOTE.**

A. APPROVAL OF MINUTES – MAY 15, 2025

B. RESPONSE TO PUBLIC COMMENTS

C. 2026 REGIONAL TRANSPORTATION IMPROVEMENT PROGRAM (Ball)

Action: Information.

D. FEDERAL BRIDGE AND PAVEMENT CONDITION PERFORMANCE MEASUREMENT TARGET REQUIREMENT (Flickinger)

Action: Information.

E. **BIENNIAL LOCAL STREETS AND ROADS SURVEY – MAY 2025** (Flickinger)

Action: Information.

F. **SR 58 / CCB SAFETY PROJECT TDA CONTRIBUTION FROM THE COUNTY OF KERN AND CALIFORNIA CITY** (Enriquez)

Action: Adopt Resolution 25-18 designating \$600,000 from Kern County's local TDA accounts and \$300,000 from California City's local TDA accounts by June 25, 2025, to serve as a potential local match for grant applications for this safety project as needed. – ROLL CALL VOTE

G. **FEDERAL FISCAL YEAR 2025 FEDERAL TRANSIT ADMINISTRATION SECTION 5311 CALL FOR PROJECTS AND PROGRAM OF PROJECTS** (Enriquez)

Action: Staff recommends the Transportation Planning Policy Committee adopt the FY 2025 FTA Section 5311 Program of Projects by Resolution No. 25-17.

H. **STATE OF GOOD REPAIR INVOICING REQUIREMENTS** (Banuelos)

Action: Information.

I. **INTELLIGENT TRANSPORTATION SYSTEMS (ITS) KERN UPDATE – MONITORING PROGRAM** (Valle)

Action: Information

J. **PROJECT ACCOUNTABILITY REPORT** (Valle)

Action: Information.

***** END CONSENT CALENDAR - ROLL CALL VOTE *****

COMMITTEE MEMBER P. SMITH MADE A MOTION TO APPROVE CONSENT AGENDA ITEMS A THROUGH J, SECOND BY COMMITTEE MEMBER COUCH, MOTION CARRIED WITH A UNANIMOUS ROLL CALL VOTE.

V. **BOARD MEMBERS'S MEETING REPORTS:** (None)

VI. **CALTRANS REPORT:** (Report on Projects in Progress)

Shane Gunn from District 6 provided the following report:

Updates:

Staffing Announcements:

- New Acting OC for Multimodal TP Braden Duran backfilling for Caleb Brock
- New Director, Dina El-Tawansy, currently the D4 District Director

Misc:

CA Senate Bill 1 Program Awards

- CTC staff recommendations for SB1 discretionary programs (Trade Corridor Enhancement Program and the competitive component of the Local Partnership Program) were announced on June 6th.
- The SR 99 Southbound to SR 58 Westbound Connector Ramp project was submitted by Caltrans for TCEP funding consideration, and it received a full funding recommendation of \$39.9M. This application was crafted in partnership with Kern COG staff, and we thank all Kern COG staff members involved in creating the application: Rob Ball, Raquel Pacheco, Irene Enriquez, Karl Davidson, and Victoria Romero Valdivia.
- As a result of the full funding recommendation out of TCEP, CTC did not recommend the LPP application for funding. The LPP application was submitted by City of Bakersfield on behalf of Kern COG and Caltrans.
- Staff recommendations will be presented to CTC Commissioners for approval next week at their June meeting.
- This project was also nominated by Kern COG for USDOT BUILD funding, awards must be announced by June 28 per statutory requirement. But as of this time, Caltrans has no further information on the status of this application or awards.

Clean CA Active Projects:

- Clean CA Extensions:
 - Cycle 1 projects are eligible for the following:
 - Completion of construction and all reimbursable work by September 30, 2026
 - Completion of project closeout by March 31, 2027
 - Cycle 2 projects are eligible for the following:
 - Completion of construction and all reimbursable work by September 30, 2027
 - Completion of project closeout by March 31, 2028
- The Kern Regional Transit bus shelter project is complete.
- SR 204 Road Diet project – Construction is complete. The art unveiling and ribbon cutting was held on June 9, 2025.
- McFarland/Delano project is ongoing with art installations. There was damage to the tile mosaic artwork on the benches near Delano (benches were left unprotected during the drying phase and overly excited residents sat on them). Contractor and artist have come to an agreement and are working towards replacing the damaged mosaics. Project is currently in plant establishment.

NOFO's / Discretionary Grant Programs:

- Reminder - Safe Streets 4 All grant program from USDOT - the NOFO is live, and applications are being accepting through June 26. We encourage partners to review the NOFO as some items have changed since previous cycles to reflect the new administrations priorities. Caltrans is able to issue Letters of Support at the District level for this program, and if interested in getting a letter from you us can use the Smartsheet intake form.

Storm Work:

06-1G310 Kern 178 PM 21.1-21.293

Complete

Project Manager: Gerardo Rocha

06-1F590 Wasco 46 Pedestrian Beacon

At Highway 46 and Poplar the project will install a “HAWK” pedestrian hybrid beacon system, traffic signs, and restripe pavement markings at the uncontrolled intersection to enhance pedestrian safety.

The team submitted the permit package in May and is waiting for the permit to be issued. Permit submittal used wrong version of a form, needed to be redone and is with City Manager.

Marlo Carlos, Project Manager (559)383-5200

06-1F601 Wasco 43 Pedestrian Beacon.

At the intersection of State Route 43 and 8th Street in Wasco the project proposes to install Rectangular Rapid-Flashing Beacon (RRFB), bulb-outs, ADA compliant ramps, Advance STOP or YIELD markings and traffic signs, crosswalk visibility enhancements, stripe and pavement markings.

Permit was granted and issued on 5/14/25

Mohammed Megag-Samater, Project Manager (559)365-9209

06-0X770 – SR 46/SR 43 intersection Improvements

Project to install roundabout has been combined with adjacent Route 46 Roadway improvement. Project is currently in Design Phase.

Reminder - Utility relocations will be beginning Summer 2025. Project Construction scheduled to be Awarded in the Fall, but it will have a delayed start to coordinate with Railroad and Utility relocations. Community will notice boots on the ground construction in early 2026.

PM, Shelley Maggard gave a project presentation to the Wasco City Council at June 3rd meeting.

Shelley Maggard, Project Manager – (559) 341-7981

06-48468 – SB99 to WB 58 CONNECTOR RAMP

The proposed SB SR 99 to WB SR 58 Connector Project is situated within Kern County, Bakersfield, California. This project entails the construction of a direct freeway to freeway connector for SB SR 99 to WB SR 58.

This project is recommended for \$39.9M in TCEP funding. It is not recommended for LPP because it is fully funded by another SB 1 program.

PSE progressing. The team is working toward the 65% Plans and estimates, scheduled for September 2025.

The team is looking into accommodating a future northbound auxiliary lane and hardscaping.

Marlo Carlos, Project Manager (559)383-5200
Harkirat Shergill, Design Manager (559) 383-5832

06-48466 – Bakersfield Freeway Connector (BFC): Route 58/99 Modify Interchange

Still expect Completion Date: Fall 2025.

Status: all new facilities fully open to traffic; 95% complete; The project is in the punch list phase of construction.

Open to traffic, completion tied to Centennial project 06-48460

Marlo Carlos, Project Manager (559)383-5200
Robert Decker, Construction Senior (559) 977-5450

06-0Q9204 – Old US 99 to White Lane SR 99 rehabilitation project

Project currently in construction.

Work is about 99% complete.

CCA is anticipated by the end of June 2025.

Marlo Carlos, Project Manager (559)383-5200
James Burford, RE 559-997-4455

06-0W810 – Delano SR 155 Rehab 3R

In Delano from Fremont Street to west of Browning Road. The project will include:

- Targeting RTL June 2025 and Target Start of construction Spring 2026
- Waiting on C&M agreement, currently with Union Pacific

Victor Aldama, Project Manager, (559) 383-5051

06-1C280 – SR43/7th Standard Rd Roundabout

In PSE Phase.

The team is addressing 65% constructability review comments and working toward the 95% submittal.

Anticipated RTL December 2025

Marlo Carlos, Project Manager (559)383-5200

06-1A470 – SR 43 Santa Fe Roundabout:

Project located In Shafter at Santa Fe Way/Los Angeles Avenue intersection.

In PS&E phase. Target Design completion/RTL is August 2025. Project requires permits from Federal Lands Bureau of Reclamation with an anticipated delay in construction until March 2026.

Victor Aldama, Project Manager (559) 383-5051

06-0X450 Ker 58 PM R59.45/R77.25

This project is a CAPM that will take care of the HMA pavement in both directions. This project is scheduled to RTL on 10/06/27. This project will also take care of the Weight In Motion station on the EB direction.

PA&ED kickoff meeting held 8/16/2024. PAED in progress at 30% complete. Expected PAED completion this Winter 25/26.

Adam Wells, Project Manager (559)908-1783

06-0S050 – California Aqueduct 166 Bridge Rehabilitation:

The project proposes to rehabilitate the existing bridge by retrofitting the bridge and fortifying the column support system that is currently sinking. It is anticipated that the bridge would need to be shut down to traffic for 90 days during construction in mid-2025.

Project achieved RTL Date: 1/29/2024

Contract was awarded to Granite Construction. There will be a delayed start as contractor pursues encroachment permits with DWR. The target- start of construction is July/Aug 2025 with an anticipated construction completion by summer of 2026.

PM has reached out to Kern County, Taft, and Maricopa.

Victor Aldama, Project Manager, (559) 383-5051

06-0X370 – Bakersfield 99 Rehab II (South):

Project Scheduled expected RTL Date: FY 26/27

Rehab travel lanes with CRCP pavement. In Bakersfield from 0.1 mile north of White Lane OC to California Avenue UC.

The project scope has been expanded to include the SB Aux Lane and Palm Street Bridge replacement, and California Bridge widening to be paid for by the SHOPP. Project is currently at the end of the PA&ED phase.

The team is working toward the 65% constructability review, scheduled for July 25, 2025.

Marlo Carlos, Project Manager, (559) 383-5200

06-0X380 – Maricopa Highway CAPM

This project will rehabilitate approximately 9 miles of pavement from SR 33 to Capello Street.

Project construction is complete, currently working on punch list items and all the road closures have been complete.

Adam Wells – (559) 908-1783

06-0V610 – Pumpkin Center 3R Rehab

On SR 119 near Pumpkin Center from Ashe Road to SR 119/SR 99.
The project will restore the pavement to a state of good repair and extend the remaining service life of the pavement by an additional period of 20 years.

The project is currently in PS&E and ROW phase. Anticipating ROW Cert 3 with Workaround 5/2025 due to several parcels in condemnation and ongoing utility coordination. **RTL target date is next week 6/23/2025.**

Delays – ROW actively working to finalize utility relocation plans. However, some utility companies slow to respond, and PG&E is claiming prescriptive rights for a section of poles and has its legal team reviewing the information. This is a high-risk schedule and will be updated as necessary to capture utility company delays.

Manuel Ornelas, Project Manager (559) 365-8830

06-0U430 – Morning Drive 3R Rehab

This project proposes to rehabilitate and bring to current standards the existing roadway on State Route (SR) 184, in Kern County, between 0.1 mile north of Edison Highway Postmile (PM) 8.5 and 0.1 mile north of Chase Avenue PM 11.6.

Construction 98% complete.

PG&E work is pending; cabinet energization is expected on 8/14, with programming of electrical items such as the rapid flashing beacon to follow.

Expected completion is August 30.

Marlo Carlos, Project Manager (559)383-5200
Amrit Brar, Construction Senior (661) 332-0538

06-0U290 – Weedpatch Highway 3R Rehab

This project proposes to rehabilitate and bring to current standards the existing roadway on State Route (SR) 184, in Kern County, between approximately Wharton Ave and Edison Highway – postmile (PM)1.1 to 8.3. The roadway will be rehabilitated and Complete Streets elements, including (ADA) compliant sidewalks and curb ramps, bus stops, and continuous bike lanes in both directions will be incorporated within the project limits. Drainage improvements, traffic signal system upgrades, and median worm curbs are proposed to be included in this project.

The project completed design in December 2024. The target advertisement is April 2025 with an estimated construction start in the spring/summer of 2026.

Victor Aldama (559) 383-5051

06-0Y150 – Arvin CAPM

In and near Arvin, from west of Comanche Drive to St Thomas Street. The project proposes to rehabilitate pavement and drainage systems, replace sign panels, upgrade Transportation Management System (TMS) elements, modify traffic signals, HAWK at SR 223/Walnut, install flashing beacon systems, install high-visibility crosswalk, bulbouts, sidewalks and curb ramps.

PSE in progress. 95% complete.

The team is working toward delivering the project by summer 2025.

RTL Summer 2025/Advertise Fall 2025

Marlo Carlos, Project Manager (559)383-5200

06-0Y130 Ker 33 PM 40.4/59.3

This project consists of rehabilitating 18.9 miles of roadway about 8 miles north of McKittrick from Cymric Wash to 1.2 mi south of Route 46. Construction started in September 2024. The current target construction completion is May 2026.

Project Manager - Victor Aldama (559) 383-5051
Resident Engineer – Jacob Garcia (559) 905-1299

Alexeya Williams from District 9 provided the following report:

PIO Announcements:

Big Rig-High Wind Posters:

- These posters have been sent to the printer. We expect them in our office by the end of the month and to post them at our rest areas before the July 4 weekend.

Project Updates

Keene Pavement

- Has reached 60% design

58 Edwards Median Safety Devices –

- Construction began on April 28 and is ongoing.

58 Slab Replacement

- This project is anticipated to begin construction at the end of this month. It will perform slab replacement work on State Route 58 from .14 miles east of Bealville Road to .05 miles west of

San Bernardino Boulevard. Drivers can anticipate single lane closures in both directions once construction begins.

This project is located on State Route 58 from 0.14 miles east of Bealville Road to 0.05 mile west of San Bernadino boulevard, in Kern County. The project proposes to extend the life and preserve the existing pavement on the eastbound and westbound lanes of State Route 58 by removing asphalt concrete and replacing with Hot Mix asphalt on the existing failed slabs in the traveled way lanes.

KARGO Community Prosperity/Protection Study

- D9 Planning staff have been actively working with Kern COG on the KARGO study.
- Catherine Carr is the lead contact for D9 regarding freight studies.
- D9 staff attended a hybrid workshop on 5/28/2025, that was held in California City.
- D9 staff (Catherine and Ben) will be participating in the Round 2 Project Prioritization meetings

Public Information Links:

- a. District 9 Weekly Traffic Advisory <https://dot.ca.gov/caltrans-near-me/district-9/district-9-traffic-advisories/current-weekly-traffic-advisory>
- b. Caltrans QuickMap <https://quickmap.dot.ca.gov/>
- c. Caltrans Road Information <https://roads.dot.ca.gov/roadscell.php>
- d. Caltrans Facebook <https://www.facebook.com/Caltrans9>

VII. EXECUTIVE DIRECTOR’S REPORT: (Report on Projects and Programs in Progress)

1. California Transportation Commission Meeting June 26 & 27, 2025 in Sacramento.
2. RSTP and CMAQ Call for Projects representing about \$60 million available to our region are posted on the Kern COG website, applications due July 17.
3. Meetings:
 - a. SR 99 and SR 58 missing connectors
 - b. Attended Ribbon Cutting on Union Avenue for Art Work Display
 - c. 7th Standard/SR 43
 - d. Truck Climbing Lanes on SR 58
 - e. The Cal City Blvd./SR 58 safety project.

VIII. MEMBER STATEMENTS: On their own initiative, Council members may make a brief announcement or a brief report on their own activities. In addition, Council members may ask a question of staff or the public for clarification on any matter, provide a reference to staff or other resources for factual information, or request staff to report back to the Council at a later meeting concerning any matter. Furthermore, the Council, or any member thereof, may take action to direct staff to place a matter of business on a future agenda.

IX. ADJOURNMENT- The meeting was adjourned at 6:53 p.m. **The next scheduled meeting will be held July 17, 2025.**

Respectfully Submitted

Jay Schlosser, Executive Director

ATTEST:

Bob Smith, Chairman

DATE: _____



IV. C TPPC

July 17, 2025

TO: Transportation Planning Policy Committee

FROM: JAY SCHLOSSER,
EXECUTIVE DIRECTOR

By: Irene Enriquez, Regional Planner

SUBJECT: Transportation Planning Policy Committee Consent Agenda Item: IV. C
FY 2025-26 TRANSPORTATION DEVELOPMENT ACT ARTICLE 3 PROGRAM
OF PROJECT

DESCRIPTION:

Kern Council of Governments, acting in the capacity as the state-designated Regional Transportation Planning Agency, administers funding for the Transportation Development Act (TDA) Article 3 Program. The Transportation Technical Advisory Committee has reviewed this item

DISCUSSION:

Article 3 funds are used to pay for bicycle and pedestrian safety programs, bicycle parking facilities, and bicycle and pedestrian travel facilities. **Approximately \$1,377,498 is available for distribution in this funding cycle.**

Standardized criteria are used to evaluate project prioritization. Bicycle parking and bicycle and pedestrian safety programs have the highest priority, with the remaining funding split 70%-30% between bicycle and pedestrian travel facilities. No more than forty (40) percent of the available annual funding allocation (\$1,377,498) shall be approved to a single claimant. Kern COG staff have reviewed the applications and verified project scoring.

Kern COG received seven claims totaling \$2,077,723, exceeding the available funding for distribution. On June 18, 2025, Kern County withdrew their application due to a funding shortfall. As a result, sufficient funds became available to fully allocate funding to the City of Shafter and City of Taft's projects. The City of Shafter's project was funded without a local match requirement. After allocation of these projects, \$259,775 remained unallocated and will be held in the TDA article 3 reserve for the 2026 call for projects. Projects funded totaled \$1,117,723. Attachment A shows the projects recommended for funding.

ACTION: Approve the fiscal year 2025-26 Transportation Development Act Article 3 Program of Projects

Attachments: Fiscal Year 2025-26 TDA Article 3 Program of Projects

FY 25-26 TDA Article 3 Funding

\$1,377,498

| 1 st PRIORITY PROJECTS – Bike Facilities and Safety Programs | | | |
|-------------------------------------------------------------------------|-------------------------|-----------------|----------------------|
| Jurisdiction | Project | Cost | Fund Expiration Date |
| Bakersfield | Bike Parking Facilities | \$3,000 | 6/30/2028 |
| Bakersfield | Bike Safety Program | \$2,000 | 6/30/2028 |
| Kern County | Bike Safety Program | \$22,000 | 6/30/2028 |
| Total 1st Priority Projects | | \$27,000 | |

Remaining Funds

\$1,350,498

| 2 nd PRIORITY PROJECTS – Pedestrian Facility Projects | | | |
|------------------------------------------------------------------|-----------------------------------------------------------------|--------------------|-----------|
| Taft | E. Kern St.- Bicycle Lane Improvements- 1st St. to Williams Way | \$57,880 | 6/30/2028 |
| Total 2nd Priority Projects | | \$1,292,618 | |

Remaining Funds

\$1,292,618

| 3 rd PRIORITY PROJECTS – Pedestrian Facility Projects | | | |
|------------------------------------------------------------------|--------------------------------------------------------------------|--------------------|-----------|
| McFarland | In-fill Sidewalk Improvements- various locations | \$202,500 | 6/30/2028 |
| California City | Hacienda Blvd. Pedestrian Improvements | \$347,743 | 6/30/2028 |
| Shafter | Schnaidt St. & Valley St. Pedestrian Improvements | \$315,000 | 6/30/2028 |
| Taft | E. Kern Street - Pedestrian Improvements -1st St. to Williams Way. | \$167,600 | 6/30/2028 |
| Total 3rd Priority Projects | | \$1,032,843 | |

Remaining Funds

\$259,775



IV. D TPPC

July 17, 2025

TO: Transportation Planning Policy Committee

FROM: JAY SCHLOSSER,
EXECUTIVE DIRECTOR

By: Irene Enriquez, Regional Planner

SUBJECT: Transportation Planning Policy Committee Consent Agenda Item: IV. D
KERN COG SENATE BILL NO. 1 TRANSIT – CALTRANS STATE OF GOOD
REPAIR ALLOCATION ESTIMATE: \$1,702,715

DESCRIPTION:

Caltrans State of Good Repair (SGR) Transit Program allocates annual funds from Senate Bill No.1 legislation to the Kern region in combination with a supplemental allocation of the State Transit Assistance (STA) fund. The estimated SGR funding allocation is \$1,702,715. Member agencies eligible for SGR Transit funds were emailed the regional apportionment estimate on Friday, June 13, 2025. The Transportation Technical Advisory Committee has reviewed this item.

DISCUSSION:

Kern COG staff is publishing Caltrans’ SGR FY 2025-26 estimated annual apportionment initiated by Caltrans State of Good Repair (SGR) Transit Program staff totaling \$1,702,715. Caltrans expects to open the CalSmart website for the FY 2025-26 Kern region program of projects document and project entry between mid-July and beginning of August 2025.

Kern COG staff has prepared a preliminary regional **SGR** apportionment schedule (See below) for the Kern region to ensure this year’s **SGR** projects are funded.

| Agency | 99313 | 99314 | Total Apportionment |
|-----------------|-------------|----------|---------------------|
| Arvin | \$34,680 | \$753 | \$35,433 |
| California City | \$23,082 | \$312 | \$23,394 |
| Delano | \$92,623 | \$3,384 | \$96,007 |
| GET | \$987,084 | \$71,229 | \$1,058,313 |
| Kern Transit | \$274,518 | \$14,467 | \$288,985 |
| McFarland | \$24,645 | \$147 | \$24,792 |
| Ridgecrest | \$49,308 | \$1,928 | \$51,236 |
| Shafter | \$39,224 | \$697 | \$39,921 |
| Taft | \$12,271 | \$4,361 | \$16,632 |
| Tehachapi | \$19,575 | \$342 | \$19,917 |
| Wasco | \$47,699 | \$386 | \$48,085 |
| Region Total | \$1,604,709 | \$98,006 | \$1,702,715 |

This is a preliminary **estimate of** SGR funding. The State Controller's Office will provide final allocation amounts between late July and early August. Kern COG staff encourage agencies to use this estimate to begin developing their project lists in preparation for the submittal process. **Please do not use these estimates** for submittal forms or Board Resolutions.

Member agencies were requested to submit proposed project descriptions for FY 2025-26 SGR to Kern COG staff no later than Friday, June 27, 2025.

Caltrans requires Kern COG to submit a Kern COG Board adopted resolution that supports the Kern region SGR Program of Projects (POP). Caltrans SGR eligible applicants are required to complete an SGR Project Submittal List from Caltrans' CalSmart online reporting tool (<https://calsmart.dot.ca.gov>). Please contact Irene Enriquez at 661-635-2918 or email ienriquez@kerncog.org for any questions or additional information.

ACTION: Information.

Attachments: SCO Kern Region SGR Allocation Estimate for FY 2025-26.

FY 25 -26 SGR Draft Apportionment and POP



MALIA M. COHEN
CALIFORNIA STATE CONTROLLER

January 31, 2025

County Auditors Responsible for State of Good Repair Program Funds
Transportation Planning Agencies
County Transportation Commissions
San Diego Metropolitan Transit System

SUBJECT: Fiscal Year 2025-26 State of Good Repair Program Allocation Preliminary Estimate

Enclosed is the summary schedule of State of Good Repair (SGR) program funds available to be allocated for Fiscal Year (FY) 2025-26 for each Transportation Planning Agency (TPA), county transportation commission, and the San Diego Metropolitan Transit System for the purposes of Public Utilities Code (PUC) section 99312.1(c). Allocations for the SGR program are calculated pursuant to the distribution formulas in PUC sections 99313 and 99314. Also enclosed is a schedule detailing the estimated available amount calculated pursuant to PUC section 99314 for each TPA by operator.

PUC section 99313 allocations are based on the latest available annual population estimates from the Department of Finance. Pursuant to PUC section 99314.10, the PUC section 99314 allocations are based on the State Controller's Office (SCO) transmittal letter, Reissuance of the FY 2020-21 SGR Program Allocation Estimate, dated August 1, 2023.

According to the FY 2025-26 proposed California Budget, the estimated amount of SGR program funds budgeted is \$137,953,000. Prior to receiving an apportionment of SGR program funds in a fiscal year, an agency must submit a list of proposed projects to the California Department of Transportation (DOT). DOT reports to SCO the eligible agencies that will receive an allocation quarterly pursuant to PUC sections 99313 and 99314. SCO anticipates the first quarter's allocation will be paid by November 26, 2025. Please refer to the schedule for the amounts that relate to your agency.

Please contact Mike Silvera by telephone at (916) 323-0704 or email at MSilvera@sco.ca.gov with any questions, or for additional information.

County Auditors Responsible for State of Good Repair Program Funds
Transportation Planning Agencies
County Transportation Commissions
San Diego Metropolitan Transit System
January 31, 2025
Page 2 of 2

Information for the SGR program can be found on the California Department of Transportation website at: <https://dot.ca.gov/programs/rail/state-transit-assistance-state-of-good-repair>.

Sincerely,

(Original Signed)
Evelyn Calderon-Yee
Bureau Chief, Bureau of Payments

Enclosure

State Controller's Office

Allocation Detail of State of Good Repair Program Allocation Amount Based on Public Utilities Code (PUC) section 99313 pursuant to PUC section 99312.1(c).

Fiscal Year 2025-2026 Preliminary Estimate

More information at http://www.sco.ca.gov/ard_local_apportionments.html

For assistance, please contact Mike Silvera at 916-323-0704 or at MSilvera@sco.ca.gov.

| County | Amount Based on PUC section 99313 Amount |
|-----------------------------------------------------|-------------------------------------------------|
| Kern Council of Governments (Kern County Treasurer) | \$1,604,709.00 |

State Controller's Office

Allocation Detail of State of Good Repair Program Allocation Amount Based on Public Utilities Code (PUC) section 99314 Pursuant to PUC section 99312.1(c).

Fiscal Year 2025-2026 Preliminary Estimate

More information at

http://www.sco.ca.gov/ard_local_apportionments.html

For assistance, please contact Mike Silvera at 916-323-0704 or at

MSilvera@sco.ca.gov.

| Regional Entity and Operator(s) | Revenue Basis | Amount Based on PUC section 99314 Amount |
|----------------------------------------|----------------------|-------------------------------------------------|
| Kern Council of Governments | | |
| City of Arvin | \$62,152 | \$753.00 |
| City of California City | \$25,760 | \$312.00 |
| City of Delano | \$279,451 | \$3,384.00 |
| Golden Empire Transit District | \$5,882,508 | \$71,229.00 |
| County of Kern | \$1,194,767 | \$14,467.00 |
| City of McFarland | \$12,106 | \$147.00 |
| City of Ridgecrest | \$159,250 | \$1,928.00 |
| City of Shafter | \$57,568 | \$697.00 |
| City of Taft | \$360,169 | \$4,361.00 |
| City of Tehachapi | \$28,252 | \$342.00 |
| City of Wasco | \$31,839 | \$386.00 |
| Regional Entity Totals | \$8,093,822 | \$98,006.00 |

FY 2025/2026 State of Good Repair Draft Apportionment & Program of Projects

| Agency | Project Description | 99313 | 99314 | Total apportionment |
|------------------------|-------------------------------------------------------------------------------------------------------------------------------------------------------------------------------------------------|--------------------|-----------------|----------------------------|
| Arvin | Transit Safety and Security Equipment | \$34,680 | \$753 | \$35,433 |
| California City | Build Funding for Wash Rack Project | \$23,082 | \$312 | \$23,394 |
| Delano | Rehabilitation of Transportation, Maintenance and Training Facility | \$92,623 | \$3,384 | \$96,007 |
| GET | Downtown Transit Center & Customer Service Building (exterior roof, sidewalk and furniture) | \$987,084 | \$71,229 | \$1,058,313 |
| Kern Transit | Transit Preventative Maintenance | \$274,518 | \$14,467 | \$288,985 |
| McFarland | Construct New Transit Facility | \$24,645 | \$147 | \$24,792 |
| Ridgecrest | Electric Transit Van Purchase | \$49,308 | \$1,928 | \$51,236 |
| Shafter | Roof/Shade Structure for Electric Vans | \$39,224 | \$697 | \$39,921 |
| Taft | Purchase a Transit Bus | \$12,271 | \$4,361 | \$16,632 |
| Tehachapi | Rehabilitate/improve existing access to Transit Center to improve passenger (and staff) safety and meet ADA compliance along the north side of Tehachapi Boulevard, west of the transit center. | \$19,575 | \$342 | \$19,917 |
| Wasco | New Transit Operating and Maintenance Facility: Design and construct a new transit operating and maintenance facility at the southeast corner of Filburn Street and Central Avenue. | \$47,699 | \$386 | \$48,085 |
| Regional Totals | | \$1,604,709 | \$98,006 | \$1,702,715 |



IV. E

TPPC

July 17, 2025

TO: Transportation Planning Policy Committee

FROM: JAY SCHLOSSER,
EXECUTIVE DIRECTOR

By: Sarah Plank, Fiscal Services Officer

SUBJECT: Transportation Planning Policy Committee Consent Agenda Item: IV. E
TDA TRIENNIAL PERFORMANCE AUDIT FOR FY 2022- FY 2024

DESCRIPTION:

On September 19, 2024, Kern Council of Governments entered into a contract with Moore & Associates to conduct a triennial performance audit of its activities and those of each transit operator to whom it allocates funds under the Transportation Development Act (TDA). The consultant has presented its findings and recommendations in individual audits for Kern COG and each transit operator, which have been reviewed by Kern COG staff and the pertinent transit operator's personnel. The Transportation Technical Advisory Committee has reviewed this item.

DISCUSSION:

Under Section 99246 of the California Public Utilities Code, Kern COG is "required to designate entities other than itself, a county transportation commission, a transit development board, or an operator" to conduct performance audits every three years.

The Triennial Performance Audit includes five elements:

1. Compliance requirements,
2. Follow-up of prior recommendations,
3. Analysis of internal goal setting and strategic planning efforts, and
4. Review of the RTPA's functions and activities, and
5. Findings and recommendations.

The consultant concluded that Kern COG adheres to TDA regulations in an efficient and effective manner except for four exceptions:

1. Several operators failed to complete fiscal audits by the March 31 deadline during each year of the audit period.

KCOG staff discussion: *Staff have begun work with the financial audit firm with the goal to comply with this requirement.*

2. The prior TDA Triennial Performance Audit was not submitted by the established deadline of June 30, 2022.

KCOG staff discussion: *Non-compliance was an isolated occurrence in the past and this triennial report will be submitted to Cal-Trans by June 25, 2025.*

3. While the RTPA assesses eligibility for TDA funding as part of the TDA claim process, there is no provision to verify compliance based on Actual Revenue and expenditures upon the completion of the fiscal year.

KCOG staff discussion: *Staff have begun work with TDA annual financial audit firm with a goal to comply with this expectation in next Triennial Performance Audit.*

4. Kern COG's TPA State Controller Financial Transaction Report for FY 2021/22 was submitted after the January 31 deadline.

KCOG staff discussion: *This was an isolated occurrence and has been corrected since FY 2022/23 reporting season.*


Functional Finding:

1. While Kern COG reviews operator productivity as part of the TDA claim process, the results of these reviews are not communicated to the operators.

KCOG staff discussion: *Assigned planner will develop a process as required.*

ACTION: 1) Receive and file the TDA triennial performance audit report (FY 2022 – FY 2024);
2) Direct staff to address the recommendations as noted in the audit report; and
3) Direct staff to assist member agencies in their efforts to implement recommendations as noted in the audit report.

Attachments: Kern Council of Governments Triennial Performance Audit, FY 2021/22 – FY 2023/24 (Executive Summary).



Kern Council of Governments

TDA Triennial Performance Audit
of the Kern Council of Governments
(as the RTPA) for the period
FY 2021/22 - FY 2023/24



Kern Council
of Governments

Final Report | May 2025

Table of Exhibits

| | |
|------------------------------------------------------------------------------|----|
| Exhibit 1.1 Summary of Audit Recommendations..... | 4 |
| Exhibit 3.1 Kern COG Organizational Chart..... | 11 |
| Exhibit 3.2 RTP Policies and Goals Supported | 14 |
| Exhibit 3.3 RTP Public Transportation Actions | 17 |
| Exhibit 3.1 Transit Development Act Compliance Requirements | 21 |
| Exhibit 3.2 Operator TDA fiscal audit completion dates..... | 24 |
| Exhibit 7.1 Example of modified claim form with eligibility calculation..... | 38 |
| Exhibit 7.2 Audit Recommendations | 41 |

Chapter 1 | Executive Summary

The Triennial Performance Audit of the Kern Council of Governments (Kern COG) covers a three-year period ending June 30, 2024. The California Public Utilities Code requires all Regional Transportation Planning Agencies conduct an independent Triennial Performance Audit in order to be eligible for Transportation Development Act (TDA) funding.

In 2024, the Kern Council of Governments selected Moore & Associates, Inc., to prepare Triennial Performance Audits of itself as the RTPA and the eleven transit operators to which it allocates TDA funding. Moore & Associates is a consulting firm specializing in public transportation. Selection of the consultant followed a competitive procurement process.

This chapter summarizes key findings and recommendations developed during the Triennial Performance Audit (TPA) of the Kern COG’s programs for the period:

- Fiscal Year 2021/22,
- Fiscal Year 2022/23, and
- Fiscal Year 2023/24.

We conducted this performance audit in accordance with generally accepted government auditing standards. Those standards require we plan and perform the audit to obtain sufficient, appropriate evidence to provide a reasonable basis for our findings and conclusions based on our review objectives. We believe the evidence obtained provides a reasonable basis for our findings and conclusions based on our audit objectives.

The review was also conducted in accordance with the processes established by the California Department of Transportation, as outlined in the *Performance Audit Guidebook for Transit Operators and Regional Transportation Planning Entities*.

The Triennial Performance Audit includes five elements:

1. Compliance requirements,
2. Follow-up of prior recommendations,
3. Analysis of internal goal setting and strategic planning efforts,
4. Review of the RTPA’s functions and activities, and
5. Findings and recommendations.

Test of Compliance

With four exceptions, the Kern Council of Governments adheres to Transportation Development Act (TDA) regulations in an efficient and effective manner:

1. Several operators failed to complete fiscal audits by the March 31 deadline during each year of the audit period.

2. The prior TDA Triennial Performance Audit was not submitted by the established deadline of June 30, 2022.
3. While the RTPA assesses eligibility for TDA funding as part of the TDA claims process, there is no provision to verify compliance based on actual revenues and expenditures upon the completion of the fiscal year.
4. Kern COG’s Transportation Planning Agencies’ State Controller Financial Transaction Report for FY 2021/22 was submitted after the January 31 deadline.

Status of Prior Recommendations

The prior Triennial Performance Audit – completed in September 2023 by Moore & Associates, Inc. for the three fiscal years ending June 30, 2021 – included the following recommendations:

1. Ensure future penalties for failure to comply with farebox recovery ratio requirements are appropriately applied to LTF allocations.
Status: Not implemented/not relevant during the audit period.
2. Ensure any penalties identified in the City of McFarland’s delayed TDA fiscal audits are appropriately applied to subsequent TDA allocations.
Status: Implemented.
3. Work with transit operators to ensure TDA fiscal audits are completed by the extended deadline.
Status: Implementation in progress.
4. Ensure any penalties identified in the delayed triennial performance audits are appropriately applied to subsequent TDA allocations.
Status: Implemented.
5. Kern COG should provide more comprehensive feedback to the operators regarding STA eligibility and provide more effective oversight over the claims process.
Status: Implemented.

Goal Setting and Strategic Planning

The primary planning document is the Regional Transportation Plan and Sustainable Communities Strategy (RTP-SCS). The RTP is a long-range (26-year) transportation plan providing a vision for regional transportation investments. The most recent update, which was completed in 2022, considers the role of transportation including economic factors, quality of life issues, and environmental factors. The Sustainable Communities Strategy (SCS) element, required under SB 375, demonstrates the integration of land use, transportation strategies, and transportation investments that will help Kern County meet regional greenhouse gas reduction targets. In addition, Kern COG is responsible for the preparation of other planning documents with regional relevance.

Findings and Recommendations

Based on the current review, we submit the aforementioned TDA compliance findings:

1. Several operators failed to complete fiscal audits by the March 31 deadline during each year of the audit period.
2. The prior TDA Triennial Performance Audit was not submitted by the established deadline of June 30, 2022.
3. While the RTPA assesses eligibility for TDA funding as part of the TDA claims process, there is no provision to verify compliance based on actual revenues and expenditures upon the completion of the fiscal year.
4. Kern COG's Transportation Planning Agencies' State Controller Financial Transaction Report for FY 2021/22 was submitted after the January 31 deadline.

The audit team has identified one functional finding. While this finding is not a compliance finding, the auditors believe it is significant enough to be addressed within this review:

1. While Kern COG reviews operator productivity as part of the TDA claims process, the results of these reviews are not communicated to the operators.

In completing this Triennial Performance Audit, we submit the following recommendations for the Kern COG as the RTPA. They have been divided into two categories: TDA Program Compliance Recommendations and Functional Recommendations. TDA Program Compliance Recommendations are intended to assist in bringing the agency into compliance with the requirements and standards of the TDA, while Functional Recommendations address issues identified during the Triennial Performance Audit that are not specific to TDA compliance.

Exhibit 1.1 Summary of Audit Recommendations

| TDA Compliance Recommendations | | Importance | Timeline |
|--------------------------------|---------------------------------------------------------------------------------------------------------------------------------------|------------|---------------------|
| 1 | Work with the RTPA’s TDA fiscal auditor to include the March 31 deadline for completion in the auditor’s contract. | Medium | As soon as feasible |
| 2 | Require operators to provide a copy of their TDA fiscal audit for the prior year (project year minus two) when filing each TDA claim. | High | As soon as feasible |
| 3 | Continue to work with operators with respect to completion of their TDA fiscal audits prior to the March 31 deadline. | High | Ongoing |
| 4 | Continue to ensure future TDA Triennial Performance Audits are completed within the established timeframe. | Low | FY 2024/25 |
| 5 | Add verification of compliance with CCR 6634 to existing TDA claims or TDA audit processes. | High | As soon as feasible |
| 6 | Continue to ensure State Controller Reports are submitted by January 31. | Resolved | |
| Functional Recommendations | | Importance | Timeline |
| 1 | Develop a process to communicate the results of Kern COG’s productivity review to individual operators. | Medium | FY 2025/26 |



IV. F

TPPC

July 17, 2025

TO: Transportation Planning Policy Committee

FROM: JAY SCHLOSSER,
EXECUTIVE DIRECTOR

By: Rob Ball, Deputy Director/Planning Director
Ben Raymond, Regional Planner

SUBJECT: Transportation Planning Policy Committee Consent Agenda Item: IV. F
UPDATE: SB 375 GREENHOUSE GAS EMISSION REDUCTION FROM
PASSENGER VEHICLES AND ADOPTION TIMELINE FOR THE 2026 RTP

DESCRIPTION:

The Regional Transportation Plan (RTP) is required to be updated every 4-years and contains a long range 24-year transportation expenditure portfolio fulfilling numerous policies and regulations including but not limited to public involvement, social equity, air quality conformity, congestion management, and Senate Bill (SB) 375 per capita greenhouse gas (GHG) reduction targets. The Regional Planning Advisory Committee has reviewed this item.

DISCUSSION:

This discussion provides an update on the activity related to the RTP and the SB 375 Sustainable Communities Strategy (SCS). The report is updated regularly with the most recent developments listed first.

May 21st – June 4th, 2025 – Kern COG hosted four hybrid (in-person/online) community workshops and three online workshops collecting input on the KARGO Community Prosperity/Protection Study and Freight related projects for the RTP/SCS. Workshops were held in Arvin, California City, Keene, and Shafter.

May 13, 2025 – CARB formally adopted their determination that Kern COG's 2022 RTP/SCS, when implemented, would achieve the SB 375 Target Reductions by 2035. In June 2023, Kern COG had received an email from CARB to notify that the 2022 SCS was "officially approved."

April 23, 2025 – SB 375 Target Setting Update – Kern COG staff is participating in a workshop hosted by California Air Resources Board (ARB) for Metropolitan Planning Organizations (MPO) to discuss SB 375 Target Updates and other SB 375 program-related items.

April 17, 2025 – Kern COG Annual Statistically Valid Community Survey was conducted in January. Survey results have been compiled and presented to the Kern COG board at the April Board Meeting. Results of the Annual Community Survey are available on Kern COG's website.

September 18th – 29th , 2024 – Kern COG collected input for 2026 RTP/SCS and collected input on transportation issues in the community at the Kern COG booth during the Kern County Fair.

July 24th – August 2nd, 2024 – Kern COG hosted four community workshops collecting input on the KARGO Community Prosperity/Protection Study and Freight related projects for the RTP/SCS. Workshops were held in Greater Arvin area (at the Tejon Indian Tribe Community Center), Delano, Rosamond, and Tehachapi.

June 28, 2024 – Kern COG submitted to the ARB the Kern COG 2026 SCS Technical Methodology and responses to their draft comments on the 2022 SCS. ARB staff responded that their final comments on the 2022 SCS are moving up their management reviews. As of July 22, the final comments have yet to be provided.

May 20, 2024 – Kern COG hosted an outreach roundtable as part of the Kern Area Regional Goods-movement Operations (KARGO) Study. The latest KARGO Study will feed into the 2026 RTP and host series of outreach events to collect input of the study in coordination with the 2026 RTP development. At the roundtable meeting attendees from community based organizations, and local/state agencies provided feedback on the outreach plan.

May 3, 2024 – Golden Empire Transit (GET) hosted a workshop on the Metro Bakersfield Moves – Long-Range Transit Plan (LRTP). The LRTP is a key input in the development of the 2026 RTP. During the outreach process for the LRTP, survey collected public input for both the LRTP and the RTP.

April 18, 2024 – The Kern COG Board adopted the 2024-2050 Regional Growth Forecast. The Regional Growth Forecast establishes population forecasts for the horizon of the 2026 RTP.

February 20, 2024 – ARB provided another email re-confirming that they officially accept Kern COG's 2022 SCS, and provided a draft of 11 recommendations for the 2026 SCS. No estimate on when their final acceptance letter will be submitted.

January 9, 2024 and November 2, 2023 – ARB provided an email update on the status of Kern COG's promised 2022 RTP/SCS acceptance letter. A key upper management review person is not available this month pushing the issuance of the final letter into 2024, 7-months after ARB indicated acceptance of Kern COG's SCS in their June 13th email.

August 10, 2023 - ARB staff announced at the quarterly San Joaquin Valley Inter-Agency Consultation meeting that Kern, Stanislaus, and Tulare COGs have received their approval and will receive official documentation in September. Fresno and San Joaquin COGs have completed their reviews and are in the process of making some required board actions before they can receive their official approval. Kings, Madera, and Merced are still under review by ARB staff.

July 26, 2023 – 2026 RTP/SCS Roundtable Meeting was held for environmental, equity, business & industry groups on the public outreach process at Kern COG and included 14 representatives from the Delores Huerta Foundation, Central California Asthma Collaborative, Sierra Club, Home Builders Association, Golden Empire Transit, Caltrans, County Public Works, and staff from the cities of McFarland, Taft, and Wasco.

June 15, 2023 – Kern COG Board approved the 2023 Public Involvement Procedures document after a 45-day public review. The document is online at <https://www.kerncog.org/policies/> .

June 13, 2023 – ARB staff emailed Kern COG and the California Transportation Commission that “the SCS is officially approved.” However, the final acceptance letter is still working its way through upper management reviews and will take several weeks before it is issued.

May 19, 2023 – ARB staff acknowledged receipt of the requested transmittal letter signed by the Kern COG Chair, and associated TPPC staff report. ARB staff indicated they would provide a status update by May 31, and try to meet Kern COG’s request for an expedited review by June 8, but that they could not commit to any date earlier than June 27.

May 5, 2023 - Kern COG submitted a draft of a Kern COG TPPC staff report and transmittal letter to ARB with a request for the Kern COG Chair to sign. The item was approved by the Board on May 18, 2023, and signed by the Chair. The letter documents technical changes that do not affect the adopted RTP/SCS text or conclusions. The document contains updates from the November 2022 SCS technical data submittal to ARB consistent with ARB guidelines.

May 1, 2023 – Kern COG circulated the draft Public Involvement Procedure for 45-day public review period to be concluded on June 15. In addition, the Kern COG Executive Director and other COG directors from the San Joaquin Valley met with the SJV representative on the California Air Resources Board. At that meeting ARB staff indicated that Kern was close to receiving the acceptance finding for their SCS.

April 26, 2023 – Kern COG submitted to ARB a cover letter and revised technical methodology data submittal with all the requested updates since the November data submittal. ARB requested that the Kern COG’s chair’s signature be approved by the Kern COG Board,

April 17, 2023 – Kern COG web conferenced with ARB staff for the 14th time in 3 years to discuss the 2022 SCS technical methodology. One final methodology issue remains out of 27 identified in CARB’s January 20th memorandum. Additional adjustments were made to the elasticity used to adjust the hybrid NCST tool method used by Fresno COG. Documentation of the adjustment was submitted to ARB on April 18, 2023. ARB is required to provide their findings and recommendations 2 months after the submitted package from Nov. 29, 2023, is found complete.

February 17, March 29, April 7, April 14, 2023 – Kern COG web conferenced with ARB to further refine SCS modeling methodology and in February provided draft comments on the 2022 SCS.

January 20, 2023 – ARB responded to Kern COGs SCS technical methodology submittal from November 29, 2022 with questions. A meeting was held on January 24, 2023, to clarify questions.

December 16, 2022 – The 2022 RTP/Federal Transportation Improvement Program (FTIP) short range transportation program air quality conformity was federally approved.

November 29, 2022 – Kern COG submitted the technical methodology data package to the ARB.

July 21, 2022 - the Kern COG Board adopted the 2022 RTP/SCS and associated documents. The documents are available on the Kern COG website at <https://www.kerncog.org/category/docs/rtp/> .

Table 1 – 2018 & 2022 SB 375 Targets for the Kern Region

| Per Capita GHG Reduction Target/ | 2020 | 2035 |
|--------------------------------------------------------------------------------------------------|-------------|-------------|
| 2022 RTP/SCS demonstration (July 21, 2022) w/ required off-model adjustments (2020 is pre-COVID) | -10.9% | -15.1% |
| 2018 RTP/SCS demonstration (August 15, 2018) | -12.5% | -12.7% |
| Targets for 2022 RTP/SCS (set March 22, 2018, by ARB, effective October 1, 2018) | - 9% | -15% |

March 22, 2018 - ARB adopted new SB375 Targets for the third cycle RTP/SCS to be effective October 1, 2018. Next ARB target setting will be during the 2022-2026 window.

Preliminary Timeline 2026 RTP/SCS

- ~~June 2023 – Update Public Involvement Procedure~~
- ~~July 2023 – Stakeholder roundtable process to vet outreach and performance measures~~
- ~~October 17, 2023 – Comment Due on Early Draft 2026 Capital Improvement Program~~
- ~~April 2024 – Regional Growth Forecast Update~~
- ~~June 11, 2024, Friday, 7-10am – Bakersfield Downtown Transit Ctr. – Long-Range Transit Plan Update walk-up event~~
- ~~June 11, 2024, Friday, 2-5pm – Bakersfield SW Transit Ctr. at Valley Plaza – Long Range Transit Plan walk-up event~~
- ~~July-August 2024 – KARGO Community Prosperity/Protection Study RTP/SCS Freight Outreach Events~~
- ~~April 2025 – Annual Statistically Valid Community Phone Surveys~~
- ~~May 2025 – KARGO Community Prosperity/Protection Study RTP/SCS Freight Outreach Events~~
- July 2025 – Transportation Modeling Committee Special Meeting
- July 2025 – Mini-Grant RFP Release
- Spring 2023 to Spring 2026 – RTP/SCS Public Outreach Process
- Spring 2023 to Spring 2026 – Annual Statistically Valid Community Phone Surveys
- September each year – Technical Assistance Requests to Kern COG Due
- Fall 2023 to Fall 2025 – Fairs/Festivals/Farmer’s Market Outreach
- Fall 2024 to Fall 2025 – Mini-Grant Stakeholder Hosted Workshops
- Summer 2026 Adopt RTP/SCS, EIR and associated documents.

ACTION: Information.



IV. G TPPC

July 17, 2025

TO: Transportation Planning Policy Committee

FROM: JAY SCHLOSSER,
EXECUTIVE DIRECTOR

By: Raquel Pacheco, Regional Planner

SUBJECT: Transportation Planning Policy Committee Consent Agenda Item: IV. G
2026 Regional Transportation Improvement Program

DESCRIPTION:

Every two years, regional agencies submit a Regional Transportation Improvement Program (RTIP) by December 15th to the California Transportation Commission for their approval. The Transportation Technical Advisory Committee has reviewed this item.

DISCUSSION:

The California Transportation Commission (CTC) initiated the 2026 Regional Transportation Improvement Program (RTIP) process at their January 30 – 31, 2025 meeting to develop the 2026 State Transportation Improvement Program (STIP) for projects of regional significance. The process includes: 1) CTC development of a statewide 5-Year regional share fund estimate; 2) CTC update of STIP guidelines; 3) Regional submittal of RTIP's; and 4) CTC consolidation of RTIP's for approval of the 2026 STIP.

| 2026 Regional Transportation Improvement Program Timeline | | |
|-----------------------------------------------------------|------|----------------------------------------------------------------|
| January 2025 | CTC | Present 2026 STIP Fund Estimate Timeline DONE |
| March 21, 2025 | CTC | Present Fund Estimate Assumptions to Commissioners DONE |
| April 23, 2025 | KCOG | Regional Workshop DONE |
| May 15-16, 2025 | CTC | Adopt Fund Estimate Assumptions DONE |
| June 26-27, 2025 | CTC | Present Draft Fund Estimate DONE |
| July 23, 2025 | KCOG | Regional Workshop |
| August 14-15, 2025 | CTC | Adopt Statewide Fund Estimate and Guidelines |
| September 2025 | KCOG | Circulate Administrative Draft 2026 RTIP |
| September 10, 2025 | KCOG | Regional Workshop |
| October 2025 | KCOG | Circulate Draft 2026 RTIP |
| November 20, 2025 | KCOG | Regional Adoption of 2026 RTIP |
| December 15, 2025 | KCOG | Submit 2026 RTIP to the CTC by December 15, 2025 |
| February 2026 | CTC | Conduct Southern/Northern California Public Hearing |
| March 2026 | CTC | Circulate CTC staff recommendation for 2026 STIP |
| March 2026 | CTC | Approve final 2026 STIP |

This month – At their June meeting, the CTC presented the draft STIP guidelines and draft fund estimate which proposes County Shares for regional agencies and determines if new programming is available for the 2026 RTIP. Kern region Total Target is \$29,169,000.

The process for the region is to: 1) establish new programming capacity defined by the state’s fund estimate; 2) assess current regional project needs including cost estimate updates; 3) develop a proposed program of projects; and 4) regionally adopt the 2026 RTIP in November 2025, for submission to CTC by December 15, 2025.

2024 STIP

The 2024 STIP includes interchange improvements on State Routes 58 and 99 as well as a project in Inyo County. Below is a status for each project.

| 2024 STIP Project Status | |
|------------------------------------|----------------------------------------------------------------------------------------------------------------------------------------------|
| SR 58/99 Connector 7th Movement | The 7th Movement received construction funding authorization in 2024. |
| SR 58/99 Connector 8th Movement | The 8th Movement received design and right of way funding authorizations in 2024. The construction funding is programmed for FY 27/28. |
| Lone Pine Town Rehabilitation | There is a financial contribution for the construction phase of an Inyo County project. The construction funding is programmed for FY 25/26. |

CTC tracks funding activity in the annual Report of STIP Balances County and Interregional Shares, or Orange Book. Attachment A includes the 2024 Orange Book page for the Kern region.

Caltrans District 6 & 9 prepared Attachment B which includes the list of current and proposed transportation projects of regional significance in Kern County.

Kern COG Project Delivery Policies and Procedures

In 2019, the Kern COG Board adopted the latest version of the Kern COG Project Delivery Policies and Procedures Chapter 3 which focuses on the RTIP process. The update included changes that provided consistency with STIP guidelines and other discretionary transportation programs.

ACTION: Information.

Attachments: CTC 2024 Summary of STIP County Shares (Orange Book)

Caltrans District 6 & 9 Transportation Projects of Regional Significance

Save the Date Memo for upcoming 2026 RTIP Workshops

KCOG RIP 60/40 Status

2026 RTIP Capital Improvement Program – Baseline

Draft 2026 STIP Fund Estimate

ATTACHMENT A

2024 SUMMARY OF STIP COUNTY SHARES

(does not include Interregional Shares - see separate listing)

(\$1,000's)

| | |
|------------------------------------------------------|----------|
| Total County Share, June 30, 2023 (from 2023 Report) | 43,739 |
| Adjustment for 2021-22 and 2022-23 lapses | 0 |
| Less 2022-23 Allocations and closed projects | (14,295) |
| Less Projects Lapsed, July 1, 2023 - June 30, 2024 | 0 |
| 2024 STIP Fund Estimate Formula Distribution | 44,849 |
| Total County Share, June 30, 2024 | 74,293 |

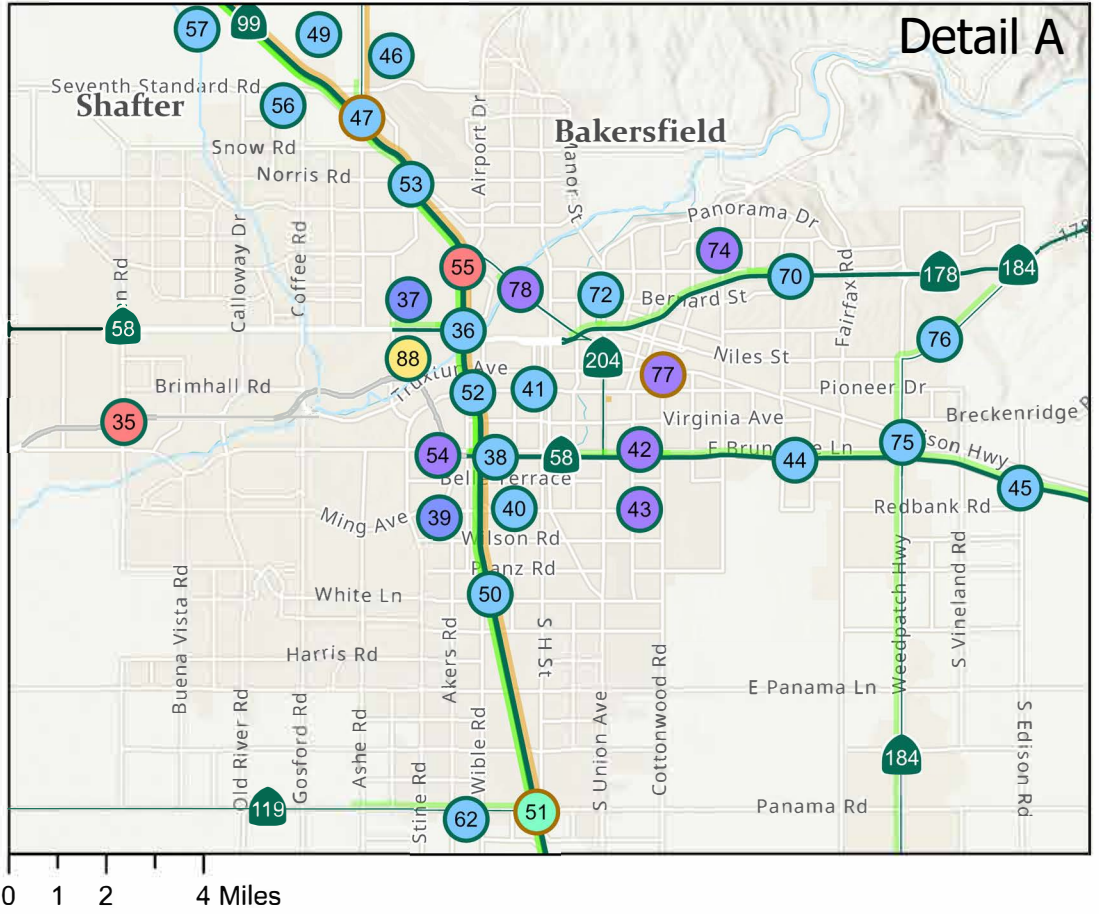
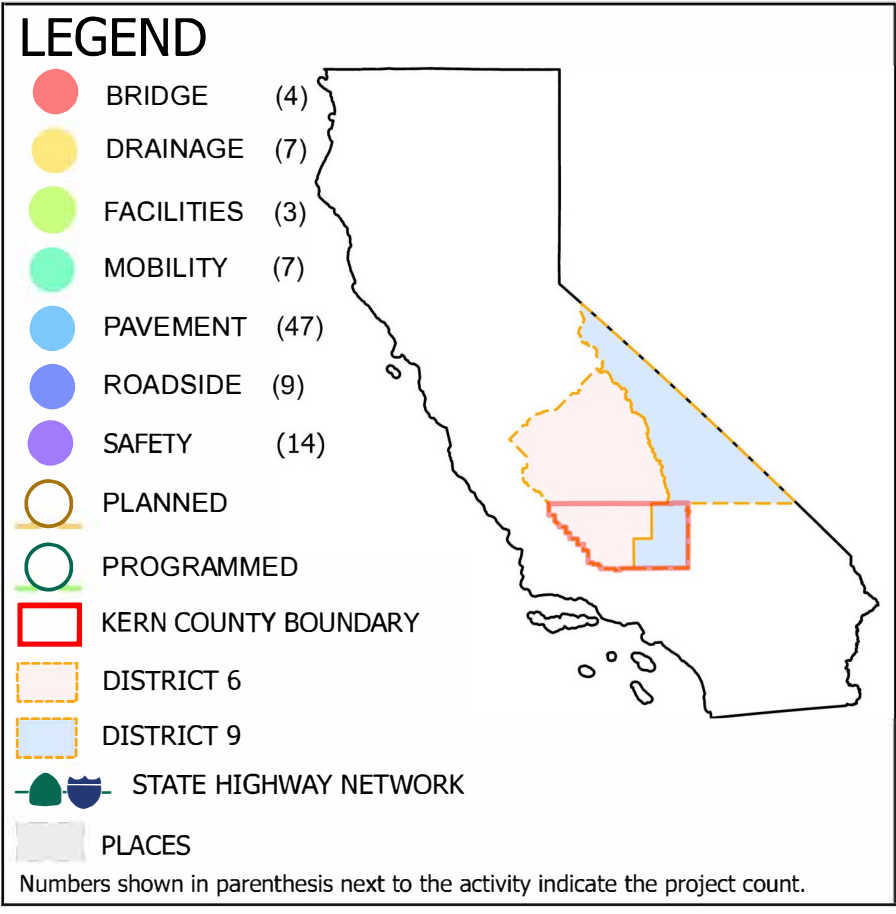
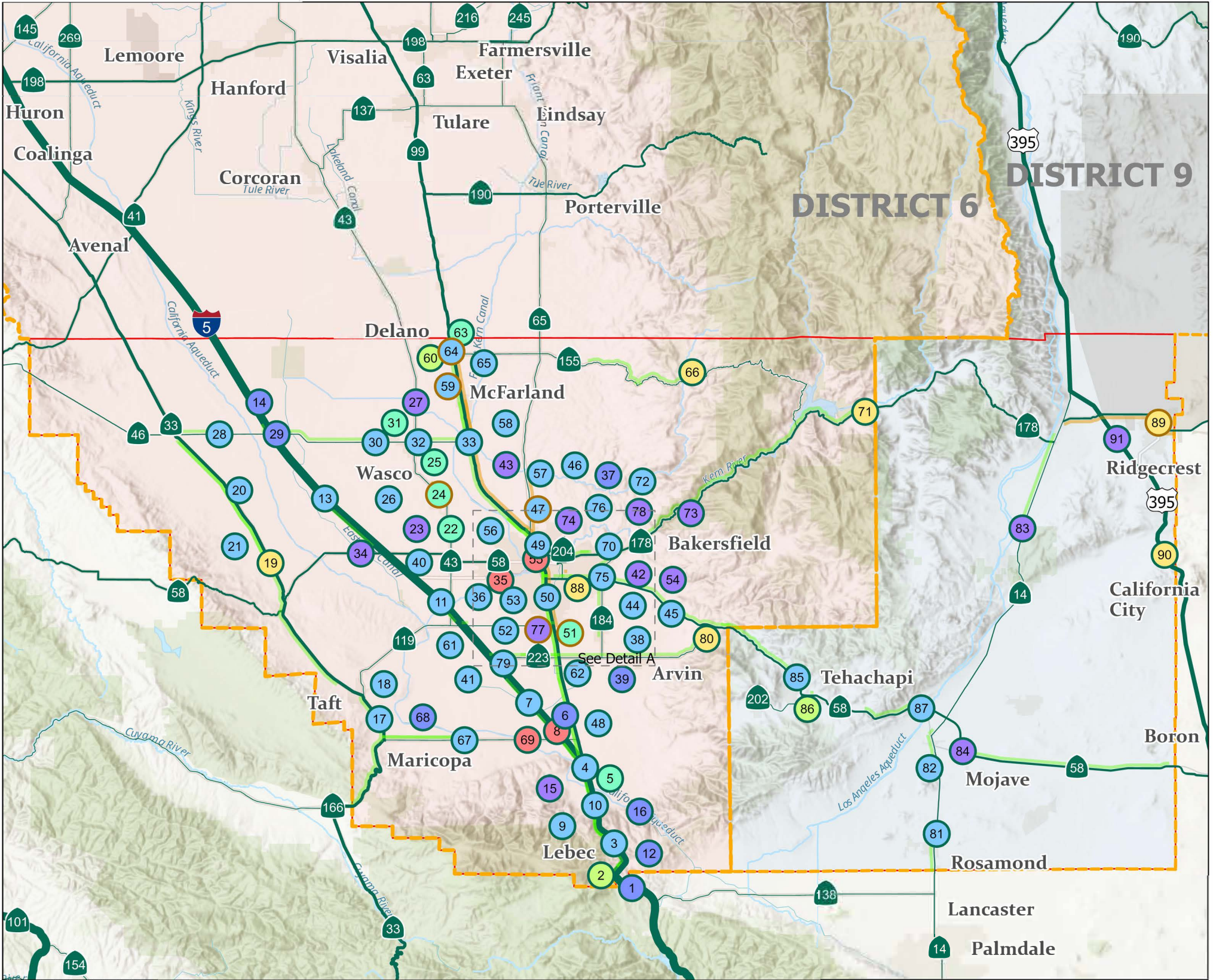
Kern

| Agency | Rte | PPNO | Project | Ext | Del. | Voted | Total | Project Totals by Fiscal Year | | | | | Project Totals by Component | | | | | | | |
|----------------------------------------------------------------|-------|-------|------------------------------------------------------------------------------------|-----|------|--------|--------|-------------------------------|-------|--------|-------|--------|-----------------------------|-------|--------|--------|-------|---------|---------|-----|
| | | | | | | | | Prior | 24-25 | 25-26 | 26-27 | 27-28 | 28-29 | R/W | Const | E & P | PS&E | R/W Sup | Con Sup | |
| Highway & Local Road Improvement Projects: | | | | | | | | | | | | | | | | | | | | |
| Caltrans | 46 | 3386D | Widen to 4 lns., Pavilion-e/o Lost Hills Rd, Seg 4B (\$4,174 incr)(RW at CCA 6-24) | | | close | 2,088 | 2,088 | 0 | 0 | 0 | 0 | 0 | 0 | 1,942 | 0 | 0 | 0 | 146 | 0 |
| Kern COG | | 6L03 | Planning, programming, and monitoring | | | Aug-23 | 300 | 300 | 0 | 0 | 0 | 0 | 0 | 0 | 0 | 300 | 0 | 0 | 0 | 0 |
| Bakersfield | 58 | 8029 | Centennial Corridor EB 58 to NB 99 Loop Connector (22S-06)(incr \$4407) | | | Oct-23 | 28,500 | 0 | 0 | 28,500 | 0 | 0 | 0 | 0 | 0 | 28,500 | 0 | 0 | 0 | 0 |
| Caltrans | 99,58 | 8030 | Centennial Corridor SB Rt 99 to WB Rt 58 Connector (TCEP) | | | Jun-24 | 1,890 | 0 | 1,890 | 0 | 0 | 0 | 0 | 0 | 0 | 0 | 0 | 1,890 | 0 | 0 |
| Inyo | loc | 2659 | Lone Pine Town Rehabilitation | | | | 3,400 | 0 | 0 | 3,400 | 0 | 0 | 0 | 0 | 0 | 3,400 | 0 | 0 | 0 | 0 |
| Caltrans | 99,58 | 8030 | Centennial Corridor SB Rt 99 to WB Rt 58 Connector (TCEP) | | | | 27,130 | 0 | 0 | 2,130 | 0 | 25,000 | 0 | 1,830 | 22,000 | 0 | 0 | 300 | 3,000 | 0 |
| Caltrans | 14 | 8042B | Freeman Gulch widening-Segment 2 (RIP 40%) | | | | 1,960 | 1,960 | 0 | 0 | 0 | 0 | 0 | 0 | 0 | 0 | 0 | 1,960 | 0 | 0 |
| Kern COG | | 6L03 | Planning, programming, and monitoring | | | | 2,591 | 0 | 591 | 500 | 500 | 500 | 500 | 0 | 2,591 | 0 | 0 | 0 | 0 | 0 |
| Subtotal, Highway & Local Road Improvement Projects | | | | | | | 67,859 | 4,348 | 2,481 | 34,530 | 500 | 25,500 | 500 | 3,772 | 56,791 | 0 | 3,850 | 446 | 3,000 | |
| Active Transportation Projects: | | | | | | | | | | | | | | | | | | | | |
| Subtotal, Active Transportation Projects | | | | | | | 0 | 0 | 0 | 0 | 0 | 0 | 0 | 0 | 0 | 0 | 0 | 0 | 0 | |
| Total Programmed or Voted since July 1, 2023 | | | | | | | 67,859 | | | | | | | | | | | | | |
| COVID Projects | | | | | | | | | | | | | | | | | | | | |
| Caltrans | 46 | 3178 | Antelope Grade truck Climbing Lane Extension (22S-14) | SOF | | Jun-24 | 1,056 | 1,056 | 0 | 0 | 0 | 0 | 0 | 0 | 0 | 656 | 0 | 0 | 0 | 400 |
| Caltrans | 58 | 2664 | Truck Climbing Lane, e/b, PM 76.3-79.8(20S-26) | | | | 2,272 | 2,272 | 0 | 0 | 0 | 0 | 0 | 0 | 0 | 0 | 2,272 | 0 | 0 | 0 |
| Caltrans | 46 | 3178 | Antelope Grade truck Climbing Lane Extension (22S-14) | SOF | | | 400 | 400 | 0 | 0 | 0 | 0 | 0 | 0 | 0 | 0 | 200 | 200 | 0 | 0 |
| Total Programmed or Voted since July 1, 2023 | | | | | | | 3,728 | 3,728 | 0 | 0 | 0 | 0 | 0 | 0 | 656 | 2,472 | 200 | 0 | 400 | |

| | |
|----------------------------------------------|--------|
| Balance of STIP County Share, Kern | |
| Total County Share, June 30, 2024 | 74,293 |
| Total Programmed or Voted Since July 1, 2023 | 67,859 |
| Unprogrammed Share Balance | 6,434 |
| Share Balance Advanced or Overdrawn | 0 |
| COVID Programming | |
| Target | 6,414 |
| Total Programmed or Voted Since July 1, 2023 | 3,728 |
| All Lapsed Projects | 0 |
| Less All Allocations | 2,686 |
| Unprogrammed Share Balance | 0 |
| Rescinded Shares as of June 30, 2024 | 0 |
| Share Balance | 0 |



Caltrans Transportation Projects of Regional Significance within Kern County



Note: This list is subject to change. Map point indicators may be offset to accommodate for overlapping labels. For exact project locations, contact Caltrans.
 Phase: PID - Project Initiation, PA&ED - Environmental, PS&E/RW - Design, CON - Construction
 Project Cost (\$K) - Capital Construction Cost. No total project cost reflected since estimate is still being worked on or it is local administered project.



Caltrans Transportation Projects of Regional Significance within Kern County

| No | PROJECT ID | CTY | RTE | PM | DESCRIPTION | PHASE | PROJECT COST (\$K) | RTL YEAR | PROGRAM |
|----|------------|-----|-----|-----------|--------------------------------------------------------|---------|--------------------|----------|---------|
| 1 | 06-0X570 | KER | 005 | 0.7/1.1 | TEJON SRRA WATER & WASTEWATER UPGRADES | PS&E/RW | \$8,590 | 2024/25 | SHOPP |
| 2 | 06-1F810 | KER | 005 | 0.8 | LEBEC SAND HOUSE ACCUBRINE MACHINE INSTALL | PA&ED | \$1,200 | 2025/26 | MINOR |
| 3 | 06-0X330 | KER | 005 | 0/4.4 | FORT TEJON REHAB | CON | \$25,400 | 2022/23 | SHOPP |
| 4 | 06-0U500 | KER | 005 | 10.2/15.9 | WHEELER RIDGE OVERLAY | CON | \$16,800 | 2023/24 | SHOPP |
| 5 | 06-1C030 | KER | 005 | 11.7/12.4 | CVEF CHANGEABLE MESSAGE SIGNS | PS&E/RW | \$320 | 2022/23 | MINOR |
| 6 | 06-1G210 | KER | 005 | 12.2/20 | HM PROJECT: TRADITIONAL | DES | \$200 | 2023/24 | HM |
| 7 | 06-0W930 | KER | 005 | 15.9/30 | KER I5 OVERLAY | PS&E/RW | \$28,844 | 2025/26 | SHOPP |
| 8 | 06-1G180 | KER | 005 | 21.2 | HM PROJECT: BRIDGE | DES | \$3,840 | 2024/25 | HM |
| 9 | 06-1H100 | KER | 005 | 4.4/10.2 | GRAPEVINE REHAB (SB) | PID | \$81,007 | 2028/29 | SHOPP |
| 10 | 06-0W920 | KER | 005 | 4.4/10.2 | GRAPEVINE REHAB | PS&E/RW | \$90,969 | 2024/25 | SHOPP |
| 11 | 06-1H930 | KER | 005 | 40/42.9 | HM PROJECT: PAVEMENT | DES | \$5,791 | 2025/26 | HM |
| 12 | 06-1H490 | KER | 005 | 5.1/8.2 | TEJON FENCING REPAIR | PS&E/RW | \$375 | 2024/25 | MINOR |
| 13 | 06-1G780 | KER | 005 | 54.2/62.5 | HM PROJECT: PAVEMENT | DES | \$2,855 | 2024/25 | HM |
| 14 | 06-1H310 | KER | 005 | 73/74.5 | I-5 FENCE AND SIGNS REPLACEMENT | PS&E/RW | \$461 | 2024/25 | MINOR |
| 15 | 06-1H320 | KER | 005 | 8.7/9 | DRAINAGE REPAIR AND TRUCK ESCAPE RAMP AGGREGATE REPAIR | CON | \$461 | 2024/25 | MINOR |
| 16 | 06-1H150 | KER | 005 | 8/8.4 | GRAPEVINE ROCKFALL MITIGATION | PS&E/RW | \$7,500 | 2025/26 | SHOPP |
| 17 | 06-1H940 | KER | 033 | 0/14.5 | HM PROJECT: PAVEMENT | DES | \$3,927 | 2025/26 | HM |
| 18 | 06-0W830 | KER | 033 | 14.4/17.9 | SOUTH TAFT REHAB | PA&ED | \$11,300 | 2025/26 | SHOPP |
| 19 | 06-0X240 | KER | 033 | 21.8/39.8 | KER 33 CULVERT REHAB | PS&E/RW | \$3,562 | 2023/24 | SHOPP |
| 20 | 06-0Y130 | KER | 033 | 40.4/59 | BLACKWELL'S CORNER OVERLAY | CON | \$10,490 | 2023/24 | SHOPP |
| 21 | 06-0Y131 | KER | 033 | 40.4/59.3 | BLACKWELL'S CORNER ENVIRONMENTAL MITIGATION | CON | \$3,500 | 2023/24 | SHOPP |
| 22 | 06-1C280 | KER | 043 | 12.1/12.4 | 7TH STANDARD ROAD ROUNDABOUT | PS&E/RW | \$6,330 | 2025/26 | LOCAL |
| 23 | 06-1A470 | KER | 043 | 15.6/16 | SANTA FE ROUNDABOUT | PS&E/RW | \$6,065 | 2025/26 | SHOPP |
| 24 | 06-1F010 | KER | 043 | 17.2/18.8 | KERN-KINGS COMPLETE STREET PROJECT | PID | \$6,000 | 2029/30 | SHOPP |
| 25 | 06-1F601 | KER | 043 | 24.5 | WASCO 43 PEDESTRIAN IMPROVEMENTS | PS&E/RW | \$60 | 2024/25 | MINOR |
| 26 | 06-0X770 | KER | 043 | 25.2 | WASCO SR43/46 INTERSECTION IMPROVEMENTS | PS&E/RW | \$4,400 | 2024/25 | SHOPP |
| 27 | 06-0N590 | KER | 043 | 30.4 | SHERWOOD CULVERT | PS&E/RW | \$250 | 2022/23 | MINOR |
| 28 | 06-1H960 | KER | 046 | 19/26 | HM PROJECT: PAVEMENT | DES | \$4,758 | 2025/26 | HM |
| 29 | 06-1C840 | KER | 046 | 31.5/33.2 | LOST HILLS HIGHWAY PLANTING | PS&E/RW | \$305 | 2025/26 | MINOR |
| 30 | 06-1A680 | KER | 046 | 33.2/46 | SEMITROPIC OVERLAY | PS&E/RW | \$14,300 | 2025/26 | SHOPP |
| 31 | 06-1F590 | KER | 046 | 50.3 | WASCO 46 PEDESTRIAN BEACON | PRE-PID | \$80 | 2024/25 | LOCAL |
| 32 | 06-3HT0U | KER | 046 | 50.8/51.4 | HSR CP 4 - SR 46 IMPROVEMENTS | PS&E/RW | \$100 | 2024/25 | SHOPP |
| 33 | 06-1A760 | KER | 046 | 51.3/57.8 | EAST WASCO OVERLAY | PS&E/RW | \$13,165 | 2024/25 | SHOPP |
| 34 | 06-1G570 | KER | 058 | 28.4 | KER 58 GUARDRAIL REPAIR | PS&E/RW | \$19,800 | 2024/25 | MINOR |
| 35 | 06-1G190 | KER | 058 | 45.4 | HM PROJECT: BRIDGE | DES | \$1,274 | 2024/25 | HM |
| 36 | 06-1H980 | KER | 058 | 50.6/51.8 | HM PROJECT: PAVEMENT | DES | \$1,000 | 2025/26 | HM |
| 37 | 06-1H020 | KER | 058 | 51.4/51.7 | HM PROJECT: TMS | DES | \$274 | 2024/25 | HM |
| 38 | 06-48466 | KER | 058 | 52.1/52.6 | RT 58/99 BAKERSFIELD FREEWAY CONNECTOR | CON | \$50,000 | 2018/19 | STIP |
| 39 | 06-1G561 | KER | 058 | 52.2/52.4 | LANDSCAPE 58/99 INTERCHANGE | PA&ED | \$1,250 | 2025/26 | MINOR |
| 40 | 06-48467 | KER | 058 | 52.2/52.4 | CENTENNIAL EB58 TO NB99 LOOP CONNECTOR | CON | \$28,500 | 2023/24 | LOCAL |
| 41 | 06-48468 | KER | 058 | 52.2/52.4 | CENTENNIAL CORRIDOR SB99 TO WB58 CONNECTOR RAMP | PS&E/RW | \$54,900 | 2026/27 | LOCAL |
| 42 | 06-1C890 | KER | 058 | 53.5/55.5 | KERN COUNTY SECURE BRIDGE EMERGENCY PROJECT | CON | \$2,550 | 2021/22 | SHOPP |
| 43 | 06-1G950 | KER | 058 | 54.4 | UNION AVE & WASHINGTON ST PUMP HOUSE REPAIRS | CON | \$1,180 | 2024/25 | SHOPP |
| 44 | 06-0Y940 | KER | 058 | 55.5/59.7 | SR 58 RAMP REPAIR PAVEMENT | PS&E/RW | \$250 | 2024/25 | MINOR |
| 45 | 06-0X450 | KER | 058 | 59.5/77.3 | KER 58 OVERLAY/WIM UPDATE | PA&ED | \$38,600 | 2027/28 | SHOPP |
| 46 | 06-1F450 | KER | 065 | 0/0.8 | KERN 65 PAVEMENT REPAIR | PS&E/RW | \$1,100 | 2025/26 | MINOR |
| 47 | 06-1G750 | KER | 065 | 0/6.9 | KERN 65 OVERLAY | PID | \$9,800 | 2029/30 | SHOPP |
| 48 | 06-1H950 | KER | 099 | 0/10.8 | HM PROJECT: PAVEMENT | DES | \$3,750 | 2025/26 | HM |
| 49 | 06-1H450 | KER | 099 | 0/57.6 | STATE ROUTE (SR 99) MANAGED LANES | PID | \$3,500 | 2028/29 | STIP |
| 50 | 06-0Q920 | KER | 099 | 10.4/21.2 | UNION AVE TO WHITE LANE REHAB | CON | \$58,150 | 2019/20 | SHOPP |
| 51 | 06-1F570 | KER | 099 | 17.5/57.6 | KERN ADA UPGRADES | PID | \$14,500 | 2030/31 | SHOPP |
| 52 | 06-0X370 | KER | 099 | 21.1/24.6 | BAKERSFIELD 99 REHAB II (SOUTH) | PS&E/RW | \$85,800 | 2026/27 | SHOPP |
| 53 | 06-0Q281 | KER | 099 | 23.6/28.4 | BAKERSFIELD 99 REHAB REPLACEMENT PLANTING | CON | \$6,600 | 2021/22 | SHOPP |
| 54 | 06-1F550 | KER | 099 | 24.4/24.6 | BAKERSFIELD FENCE | PS&E/RW | \$340 | 2022/23 | MINOR |
| 55 | 06-1A550 | KER | 099 | 26.7 | KERN BRIDGE REPAIRS | PS&E/RW | \$250 | 2022/23 | MINOR |
| 56 | 06-1G800 | KER | 099 | 29.4/33.1 | HM PROJECT: PAVEMENT | DES | \$2,814 | 2024/25 | HM |
| 57 | 06-1H480 | KER | 099 | 31.1/33 | STATE ROUTE 99 SUBSIDENCE PAVEMENT REPAIR | PS&E/RW | \$375 | 2024/25 | MINOR |
| 58 | 06-1F860 | KER | 099 | 43.9/49.3 | HM PROJECT: PAVEMENT | DES | \$1,400 | 2023/24 | HM |
| 59 | 06-1A660 | KER | 099 | 43.9/49.4 | MCFARLAND OVERLAY | PID | \$46,452 | 2029/30 | SHOPP |
| 60 | 06-1A810 | KER | 099 | 54.6 | DELANO FACILITY | PS&E/RW | \$4,980 | 2025/26 | SHOPP |
| 61 | 06-1G470 | KER | 119 | 19.8/20.2 | KERN 119 PAVEMENT | PS&E/RW | \$250 | 2024/25 | MINOR |

Note: This list is subject to change. Map point indicators may be offset to accommodate for overlapping labels. For exact project locations, contact Caltrans.
Phase: PID - Project Initiation, PA&ED - Environmental, PS&E/RW - Design, CON - Construction
Project Cost (\$K) - Capital Construction Cost. No total project cost reflected since estimate is still being worked on or it is local administered project.



Caltrans Transportation Projects of Regional Significance within Kern County

| No | PROJECT ID | CTY | RTE | PM | DESCRIPTION | PHASE | PROJECT COST (\$K) | RTL YEAR | Program |
|----|------------|-----|-----|-------------|---------------------------------------------------------|---------|--------------------|----------|---------|
| 62 | 06-0V610 | KER | 119 | 28.2/31.3 | PUMPKIN CENTER REHAB | PS&E/RW | \$26,500 | 2024/25 | SHOPP |
| 63 | 06-1H120 | KER | 155 | 0.4 | DELANO ROUNDABOUT | PID | \$0 | 2028/29 | SHOPP |
| 64 | 06-0W81U | KER | 155 | 0/1.3 | DELANO SR-155 REHAB | PS&E/RW | \$15,000 | 2025/26 | SHOPP |
| 65 | 06-0W810 | KER | 155 | 0/1.3 | DELANO SR-155 REHAB () | PS&E/RW | \$9,000 | 2024/25 | SHOPP |
| 66 | 06-1H060 | KER | 155 | 17.8/39.6 | HM PROJECT: DRAINAGE | DES | \$413 | 2024/25 | HM |
| 68 | 06-0X381 | KER | 166 | 0/10.2 | MARICOPA HIGHWAY OVERLAY ENVIRONMENTAL MITIGATION | CON | \$413 | 2022/23 | SHOPP |
| 67 | 06-0X380 | KER | 166 | 0/10.2 | MARICOPA HIGHWAY OVERLAY | CON | \$10,350 | 2022/23 | SHOPP |
| 69 | 06-0S050 | KER | 166 | 16.6/18.2 | CALIF AQUEDUCT BRIDGE REHAB | CON | \$30,000 | 2023/24 | SHOPP |
| 70 | 06-0Y950 | KER | 178 | 1.9/5.8 | 178 RAMP REPLACEMENT | PS&E/RW | \$260 | 2024/25 | MINOR |
| 71 | 06-0X080 | KER | 178 | 12.6/55.4 | KERN CANYON CULVERT REHAB | CON | \$6,043 | 2021/22 | SHOPP |
| 72 | 06-1H570 | KER | 178 | 2.4 | NILE STREET PAVEMENT REHABILITATION | PS&E/RW | \$350 | 2024/25 | MINOR |
| 73 | 06-1G310 | KER | 178 | 20.6/21.6 | ROADWAY / RETAINING WALL / SLOPE REPAIRS | CON | \$6,280 | 2022/23 | SHOPP |
| 74 | 06-1G610 | KER | 178 | 5.1/6.1 | SR 178 ELECTRICAL PULLBOXES AND IRRIGATION MODIFICATION | CON | \$461 | 2024/25 | MINOR |
| 75 | 06-0U290 | KER | 184 | 0.8/8.2 | WEEDPATCH HWY REHAB | PS&E/RW | \$22,400 | 2024/25 | SHOPP |
| 76 | 06-0U430 | KER | 184 | 8.5/11.6 | MORNING DRIVE REHAB | CON | \$12,900 | 2022/23 | SHOPP |
| 77 | 06-1F270 | KER | 204 | 2.9 | KERN 204, PEDESTRIAN HYBRID BEACONS | PID | \$1,000 | 2029/30 | SHOPP |
| 78 | 06-1F260 | KER | 204 | 5.5/5.9 | KERN 204 BRIDGE RAIL UPGRADE | PA&ED | \$7,600 | 2026/27 | SHOPP |
| 79 | 06-1C060 | KER | 223 | 1.9/10.4 | KERN 223 REHAB | PS&E/RW | \$11,500 | 2024/25 | SHOPP |
| 80 | 06-1H050 | KER | 223 | 5.8/30.1 | HM PROJECT: DRAINAGE | DES | \$348 | 2024/25 | HM |
| 81 | 09-39050 | KER | 014 | 0/4.7 | ROSAMOND REHAB | PA&ED | \$48,477 | 2027/28 | SHOPP |
| 82 | 09-37520 | KER | 014 | 12.6/16.7 | MOJAVE PAVEMENT | PS&E/RW | \$36,034 | 2026/27 | SHOPP |
| 83 | 09-39140 | KER | 014 | 46.2/58.6 | FREEMAN GULCH SAFETY IMPROVEMENTS | PA&ED | \$45,900 | 2028/29 | SHOPP |
| 84 | 09-38770 | KER | 058 | 116.2/142.9 | 58 EDWARDS MEDIAN SAFETY DEVICES | PS&E/RW | \$800 | 2024/25 | MINOR |
| 85 | 09-37920 | KER | 058 | 76.3/88.6 | KEENE PAVEMENT | PS&E/RW | \$222,700 | 2025/26 | SHOPP |
| 86 | 09-36750 | KER | 058 | 92 | TEHACHAPI MAINTENANCE STATION RELOCATION | CON | \$8,867 | 2021/22 | SHOPP |
| 87 | 09-38310 | KER | 058 | 99.4/107.7 | CACHE CREEK PAVEMENT | PA&ED | \$29,161 | 2027/28 | SHOPP |
| 88 | 09-38331 | KER | 178 | 0 | 178 INYOKERN PAVEMENT | PS&E/RW | \$22,970 | 2026/27 | SHOPP |
| 89 | 09-38330 | KER | 178 | 88.6/104.6 | RIDGECREST/INYOKERN PAVEMENT | PS&E/RW | \$34,700 | 2029/30 | SHOPP |
| 90 | 09-38450 | KER | 395 | 1.6/2.4 | RANDBURG DRAINAGE IMPROVEMENTS | PA&ED | \$1,250 | 2025/26 | MINOR |
| 91 | 09-38440 | KER | 395 | 19.8 | BOWMAN ROAD INTERSECTION REALIGNMENT | PA&ED | \$1,140 | 2026/27 | MINOR |

Note: This list is subject to change. Map point indicators may be offset to accommodate for overlapping labels. For exact project locations, contact Caltrans.
Phase: PID - Project Initiation, PA&ED - Environmental, PS&E/RW - Design, CON - Construction
Project Cost (\$K) - Capital Construction Cost. No total project cost reflected since estimate is still being worked on or it is local administered project.



April 2, 2025

TO: Regional Project Delivery Partners

FROM: AHRON HAKIMI,
EXECUTIVE DIRECTOR

Raquel Pacheco,
Regional Planner

SUBJECT: **SAVE THE DATE - 2026 RTIP KCOG WORKSHOPS**

Please make a note of the dates and time listed below for the Kern COG 2026 Regional Transportation Improvement Program (RTIP) Workshops. Reminder e-mail messages, workshop flyers, and agenda packages will be sent out as each date approaches. Dates will be included in updated TTAC and Board agenda reports.

- Wednesday **April 23, 2025** – 10:00 AM to 11:00 AM – Board Room/MS Teams
- Wednesday **July 23, 2025** – 10:00 AM to 11:00 AM – Board Room/MS Teams
- Wednesday **September 10, 2025** – 10:00 AM to 11:00 AM – Board Room/MS Teams
- Wednesday **October 8, 2025** – 10:00 AM to 11:00 AM – Board Room/MS Teams (tentative)

Topics for presentations and discussions may include but are not limited to the following items:

April Workshop

- STIP 101, latest guidelines and KCOG policy
- Current funding needs of projects in the STIP and those that were delayed
- Discussion on need for future call for projects

July Workshop

- Update on funding needs of projects in the STIP and those that were delayed
- Advancing newer projects of interest and partnership
- Options for administrative draft 2026 RTIP Capital Improvement Program

September Workshop

- Review and discuss proposed administrative draft 2026 RTIP Capital Improvement Program

October Workshop (tentative)

- Review and discuss proposed draft 2026 RTIP Capital Improvement Program

ATTACHMENT D
DRAFT Regional Improvement Program 60/40 Formula Apportionment
(Programming After 2024 RTIP)

| Project Description | Balance | Non - 60/40 | Metro | % | Non-Metro | % |
|-----------------------------------------------------|-------------------------|--------------|---------------------|------------|---------------------|------------|
| 1998 RTIP Augmentation | \$6,177,000 | | \$3,706,200 | 60% | \$2,470,800 | 40% |
| Cecil Ave; Albany St-Browning Rd | \$5,646,000 | | | | \$531,000 | |
| 7th Standard; Rte 99-Santa Fe Exp. | \$5,070,000 | | | | \$576,000 | |
| Wheeler Ridge Rd;Le Gray Rd-Rte 223 | \$3,970,000 | | | | \$1,100,000 | |
| Rte 14; old Rte 58-Phillips Rd | \$3,550,000 | | | | \$420,000 | |
| Rte 46; SLO Co. line-Keck's Corner ^{**a} | \$3,185,000 | | | | \$365,000 | |
| Rte 46; Wasco Rte 43 N.-Jumper Ave | \$2,185,000 | | | | \$1,000,000 | |
| Rte 58; in Tehachapi at Dennison Rd | \$1,685,000 | | | | \$500,000 | |
| Rte 119; in Taft, Cherry-Tupman | \$868,000 | | | | \$817,000 | |
| Rte 184; Rte 223-Panama Lane | \$254,000 | | | | \$614,000 | |
| Rte 395; Inyo Co.-Olancha/Cartago | \$139,000 | | | | \$115,000 | |
| 1998 Balance | \$139,000 ^{*b} | | \$0 | 0% | \$6,038,000 | 98% |
| 2000 RTIP Committed Programming^{*c} | \$7,426,000 | | \$4,455,600 | 60% | \$2,970,400 | 40% |
| Rte 14; old Rte 58-Phillips Rd | \$2,000,000 | | | | \$5,426,000 | |
| Rte 46; SLO Co. line-Keck's Corner ^{**a} | \$1,000,000 | | | | \$1,000,000 | |
| Rte 46; Keck's Road to I-5 ^{**a} | \$0 | | | | \$1,000,000 | |
| 2000 Balance | | | \$0 | 0% | \$7,426,000 | 100% |
| 2002 RTIP Committed Programming^{*c} | \$37,008,000 | | \$8,766,000 | 60% | \$5,844,000 | 40% |
| STIP PPM | \$36,510,000 | \$498,000 | | | | |
| Westside Parkway ^{*d} | \$14,610,000 | \$21,900,000 | | | | |
| Rte 14; near Rte 178 | \$13,086,000 | | | | \$1,524,000 | |
| Rte 46; Keck's Road to I-5 ^{*a} | \$8,631,000 | | | | \$4,455,000 | |
| Rte 46; Rte43 N.-Jumper Ave | \$8,221,000 | | | | \$410,000 | |
| Rte 58; in Tehachapi at Dennison Rd | \$7,186,000 | | | | \$1,035,000 | |
| Rte 99; White Lane Soundwall | \$6,436,000 | | \$750,000 | | | |
| Rte 119; in Taft, Cherry-Tupman | \$5,436,000 | | | | \$1,000,000 | |
| Rte 184; Weedpatch Hwy | \$4,096,000 | | | | \$1,340,000 | |
| Rte 395; China Lake Blvd to Rte178 | \$3,296,000 | | | | \$800,000 | |
| Rte 395; Mono Co.- Highpoint Curve | \$3,165,000 | | | | \$131,000 | |
| Rte 395; I-15 to Rte 58 | \$1,165,000 | | | | \$2,000,000 | |
| West Ridgecrest Blvd | \$165,000 | | | | \$1,000,000 | |
| 7th Standard Road (East) - Wings Way | \$0 | | \$165,000 | | | |
| 2002 Balance | | | \$915,000 | 6% | \$13,695,000 | 94% |
| 2004 RTIP Committed Programming^{*c} | \$72,132,000 | | \$24,643,800 | 60% | \$16,429,200 | 40% |
| STIP PPM | \$71,773,000 | \$359,000 | | | | |
| Westside Parkway ^{*d} | \$41,073,000 | \$30,700,000 | | | | |
| Rte 14; old Rte 58-Phillips Rd | \$22,960,000 | | | | \$18,113,000 | |
| Rte 46; SLO Co. line-Keck's Corner ^{**a} | \$22,160,000 | | | | \$800,000 | |
| Rte 46; Rte43 N.-Jumper Ave | \$21,500,000 | | | | \$660,000 | |
| Rte 119; in Taft, Cherry-Tupman | \$21,000,000 | | | | \$500,000 | |
| Rte 178; at Fairfax Rd | \$6,000,000 | | \$15,000,000 | | | |
| 7th Standard Road Interchange | \$3,500,000 | | \$2,500,000 | | | |
| 7th Standard Road (East) - Wings Way | \$1,000,000 | | \$2,500,000 | | | |
| 7th Standard Road (West) - Shafter | \$0 | | | | \$1,000,000 | |
| 2004 Balance | | | \$20,000,000 | 49% | \$21,073,000 | 51% |

DRAFT Regional Improvement Program 60/40 Formula Apportionment
(Programming After 2024 RTIP)

| Project Description | Balance | Non- 60/40 | Metro | % | Non-Metro | % |
|----------------------------------------------------|----------------------|--------------|---------------------|------------|---------------------|------------|
| 2006 RTIP - Respreading Budget^{*c} | \$13,014,000 | | \$7,733,400 | 60% | \$5,155,600 | 40% |
| STIP PPM | \$12,889,000 | \$125,000 | | | | |
| Rte 58; in Tehachapi at Dennison Rd | \$11,720,000 | | | | \$1,169,000 | |
| Rte 395; China Lake Blvd to Rte178 | \$11,280,000 | | | | \$440,000 | |
| Rte 395; Inyo Co.-Indep. Mitigation | \$11,200,000 | | | | \$80,000 | |
| 7th Standard Road (West) - Shafter | \$0 | | | | \$11,200,000 | |
| 2006 Balance | | | \$0 | 0% | \$12,889,000 | 100% |
| 2006 RTIP Augmentation | \$20,592,000 | | \$1,843,200 | 60% | \$1,228,800 | 40% |
| STIP PPM | \$19,772,000 | \$820,000 | | | | |
| Westside Parkway ^{*d} | \$3,072,000 | \$16,700,000 | | | | |
| Rte 46; Keck's Road to Rte 33 ^{*a} | \$2,622,000 | | | | \$450,000 | |
| Rte 395; Inyo Co.-Independence | \$687,000 | | | | \$1,935,000 | |
| Rte 395; Inyo Co.-Olancha/Cartago | \$0 | | | | \$687,000 | |
| 2006 Augmentation Balance | | | \$0 | 0% | \$3,072,000 | 100% |
| 2008 RTIP Committed Programming | \$164,761,000 | | \$61,756,800 | 60% | \$41,171,200 | 40% |
| STIP PPM | \$161,598,000 | \$3,163,000 | | | | |
| Westside Parkway ^{*d} | \$28,398,000 | \$58,670,000 | \$74,530,000 | | | |
| Rte 46; SLO Co. line-Keck's Corner ^{**a} | \$27,098,000 | | | | \$1,300,000 | |
| Rte 46; Keck's Road to Rte 33 ^{*a} | \$0 | | | | \$27,098,000 | |
| 2008 Balance | | | \$74,530,000 | 72% | \$28,398,000 | 28% |
| 2010 RTIP Committed Programming | \$54,477,000 | | \$31,620,000 | 60% | \$21,080,000 | 40% |
| STIP PPM | \$52,700,000 | \$1,777,000 | | | | |
| Westside Parkway | \$2,700,000 | | \$50,000,000 | | | |
| SR 99: South | \$0 | | \$2,700,000 | | | |
| 2010 Balance | | | \$52,700,000 | 100% | \$0 | 0% |
| 2012 RTIP Committed Programming | \$16,318,000 | | \$9,232,800 | 60% | \$6,155,200 | 40% |
| STIP PPM | \$15,388,000 | \$930,000 | | | | |
| Rte 14; near Rte 178 | \$9,868,000 | | | | \$5,520,000 | |
| Rte 395; Inyo Co. Olancha/Cartago | \$7,700,000 | | | | \$2,168,000 | |
| West Ridgecrest Blvd | \$1,500,000 | | | | \$6,200,000 | |
| Challenger Drive Ext. | \$0 | | | | \$1,500,000 | |
| 2012 Balance | | | \$0 | 0% | \$15,388,000 | 100% |
| 2014 RTIP Committed Programming | \$5,803,000 | | \$3,123,000 | 60% | \$2,082,000 | 40% |
| STIP PPM | \$5,205,000 | \$598,000 | | | | |
| Rte 119; Truck Climbing Lane | \$0 | | | | \$5,205,000 | |
| 2014 Balance | | | \$0 | 0% | \$5,205,000 | 100% |
| 2016 RTIP Respreading Budget^{*c} | \$38,398,000 | | \$22,560,600 | 60% | \$15,040,400 | 40% |
| STIP PPM | \$37,601,000 | \$797,000 | | | | |
| Rte 46; Lost Hill Rd to E of I-5; 4A ^{*a} | \$33,501,000 | | | | \$4,100,000 | |
| Rte 58; Westside Parkway Connector | \$500,000 | | \$33,001,000 | | | |
| Rte 395; Inyo Co. Olancha/Cartago Arch. | \$0 | | | | \$500,000 | |
| 2016 Balance | | | \$33,001,000 | 87% | \$4,600,000 | 12% |

DRAFT Regional Improvement Program 60/40 Formula Apportionment
(Programming After 2024 RTIP)

| Project Description | Balance | Non- 60/40 | Metro | % | Non-Metro | % |
|---------------------------------------------------------|---------------------|-------------|----------------------|------------|----------------------|-------------|
| 2018 RTIP Committed Programming | \$38,820,000 | | \$22,842,000 | 60% | \$15,228,000 | 40% |
| STIP PPM | \$38,070,000 | \$750,000 | | | | |
| Rte 14 Freeman Gulch-Segment 2 | \$36,110,000 | | | | \$1,960,000 | |
| Rte 46; Brown Mat.-e/o Lost Hills Rd; 4B ^{*a} | \$33,710,000 | | | | \$2,400,000 | |
| Rte 58; WS Pkwy Conn Mainline Ph1 | \$3,500,000 | | \$30,210,000 | | | |
| Rte 132 Expressway, Phase 1 | \$0 | | | | \$3,500,000 | |
| 2018 Balance | | | \$30,210,000 | 79% | \$7,860,000 | 21% |
| 2020 RTIP Cycle Committed Programming | \$19,095,000 | | \$11,007,000 | 60% | \$7,338,000 | 40% |
| STIP PPM | \$18,345,000 | \$750,000 | | | | |
| Rte 46; CA Aque. Br-e/o Lost Hills Rd; 4B ^{*a} | \$14,745,000 | | | | \$3,600,000 | |
| Rte 46; Brown Mat.-CA Aqueduct; 4C | \$9,295,000 | | | | \$5,450,000 | |
| Rte 395; Inyo Co. Olancho/Cartago | \$0 | | | | \$9,295,000 | |
| 2020 Balance | | | \$0 | 0% | \$18,345,000 | 100% |
| 2022 RTIP Cycle Committed Programming | \$38,053,000 | | \$22,057,200 | 60% | \$14,704,800 | 40% |
| STIP PPM | \$36,762,000 | \$1,291,000 | | | | |
| Rte 46; Lost Hill Rd to E of I-5; 4A | \$32,638,000 | | | | \$4,124,000 | |
| Rte 46; Brown Mat.-CA Aqueduct; 4C | \$24,093,000 | | | | \$8,545,000 | |
| EB58/NB99 Centennial Loop Connector | \$0 | | \$24,093,000 | | | |
| 2022 Balance | | | \$24,093,000 | 66% | \$12,669,000 | 34% |
| 2024 RTIP Cycle | \$39,915,000 | | \$23,349,000 | 60% | \$15,566,000 | 40% |
| STIP PPM | \$38,915,000 | \$1,000,000 | | | | |
| Rte 46; CA Aque. Br-e/o Lost Hills Rd; 4B | \$36,827,000 | | | | \$2,088,000 | |
| EB58/NB99 Centennial Loop Connector | \$32,420,000 | | \$4,407,000 | | | |
| SB58/WB99 Centennial Loop Connector | \$3,400,000 | | \$29,020,000 | | | |
| Lone Pine Town Rehabilitation | \$0 | | | | \$3,400,000 | |
| 2024 Balance | | | \$33,427,000 | 86% | \$5,488,000 | 14% |
| End Balance^{*e} | | | \$268,876,000 | 62% | \$156,658,000 | 38% |
| | | | \$258,613,200 | 60% | \$171,048,800 | 40% |
| | | | \$10,262,800 | | -\$10,262,800 | |

Notes:

^{*a} As per \$45 million total commitment.

^{*b} Carryover included in the next RTIP fund estimate because no project was ready to utilize for any phase of development.

^{*c} The 2006 RTIP and 2016 RTIP do not offer any new programming dollars instead existing unallocated programming from previous RTIP cycles has been respread.

^{*d} \$145 million of 1998 RTIP funds were dedicated to the former Kern River Freeway in the Metro area at the beginning of SB45 and before the 60/40 policy adoption. The "End Balance" is calculated without the \$145 million.

^{*e} "End Balance" analysis consists of the sum of committed programming. Kern COG staff was careful not to double count any commitments. Please bring any corrections to the attention of Kern COG staff.

ATTACHMENT E

| KERN COUNCIL OF GOVERNMENTS - 2026 REGIONAL TRANSPORTATION IMPROVEMENT PROGRAM - BASELINE CAPITAL IMPROVEMENT PROGRAM (\$ X 1,000) | | | | | | | | | | | | | | | | | | | | |
|------------------------------------------------------------------------------------------------------------------------------------|-------|----------|-----------------------------|-----|-----|-----|------------------|--------------------|--------------------------------|------------------|------------------|------------------|--------------------------------------------------|---------------------|------------------|---------------|---------------|-------------|-------------|-------------|
| PROJECT DESCRIPTION | NOTES | PRIORITY | CURRENT AND PROPOSED PHASES | | | | PROJECT TOTAL | KCOG ALL RIP TOTAL | SUMMARY OF ALL FUNDING SOURCES | | | | KCOG RTIP CAPITAL IMPROVEMENT PROGRAM - RIP ONLY | | | | | | | |
| | | | ENVY | DES | ROW | CON | | | IIP | KCOG SHARE RIP | OTHER | TOTAL | PRIOR YEAR | 2024 STIP CARRYOVER | | | NEW 2026 RTIP | | 2026 RTIP | |
| | | | | | | | | | | | | | | 2026-27 | 2027-28 | 2028-29 | 2029-30 | 2030-31 | MAX SHARE | APDE |
| PLANNING, PROGRAMMING & MONITORING | | | | | | | \$ 1,500 | \$ 1,500 | \$ - | \$ 1,500 | \$ - | \$ 1,500 | \$ - | \$ 500 | \$ 500 | \$ 500 | \$ - | \$ - | | \$ - |
| 2026 REGIONAL TRANSPORTATION IMPROVEMENT PROGRAM - PROPOSED CAPITAL IMPROVEMENT PROGRAM | | | | | | | | | | | | | | | | | | | | |
| SR 58/99 – CENTENNIAL CORRIDOR CONNECTOR - EB SR 58 to NB SR 99 | 1 | 1 | | | | ● | \$ 30,500 | \$ 28,500 | \$ - | \$ 28,500 | \$ 2,000 | \$ 30,500 | \$ 28,500 | \$ - | \$ - | \$ - | \$ - | \$ - | \$ - | \$ - |
| SR 58/99 – CENTENNIAL CORRIDOR PHASE 2 CONNECTOR - SB SR 99 to WB SR 58 | 2 | 1 | | ● | ● | ● | \$ 78,750 | \$ 29,020 | \$ - | \$ 29,020 | \$ 49,730 | \$ 78,750 | \$ 4,020 | \$ - | \$ 25,000 | \$ - | \$ - | \$ - | \$ - | \$ - |
| SR 46 - WIDENING SEGMENT 4C | 3 | 2 | ● | ● | ● | ● | \$ 38,050 | \$ 13,995 | \$ - | \$ 13,995 | \$ 24,055 | \$ 38,050 | \$ 13,995 | \$ - | \$ - | \$ - | \$ - | \$ - | \$ - | \$ - |
| SR 46 ANTELOPE GRADE TRUCK CLIMBING LANE EXTENSION | 4 | 2 | | | | ● | \$ 2,332 | \$ 1,456 | \$ - | \$ 1,456 | \$ 876 | \$ 2,332 | \$ 1,456 | \$ - | \$ - | \$ - | \$ - | \$ - | \$ - | \$ - |
| SR 204 / HAGEMAN FLYOVER | 5 | B | ● | ● | ● | ● | \$ 84,002 | \$ 2,686 | \$ - | \$ 2,686 | \$ 81,316 | \$ 84,002 | \$ 2,686 | \$ - | \$ - | \$ - | \$ - | \$ - | \$ - | \$ - |
| SR 58 TRUCK CLIMBING LANES | 6 | B | ● | | | | \$ 3,200 | \$ 2,272 | \$ - | \$ 2,272 | \$ 928 | \$ 3,200 | \$ 2,272 | \$ - | \$ - | \$ - | \$ - | \$ - | \$ - | \$ - |
| LONE PINE TOWN REHABILITATION | 7 | B | | | | ● | \$ 3,701 | \$ 3,400 | \$ - | \$ 3,400 | \$ 301 | \$ 3,701 | \$ 3,400 | \$ - | \$ - | \$ - | \$ - | \$ - | \$ - | \$ - |
| APDE PROJECTS (ADVANCE PROJECT DEVELOPMENT ELEMENT) | | | | | | | | | | | | | | | | | | | | |
| NO APDE PROJECTS IDENTIFIED | 8 | | | | | | \$ - | \$ - | \$ - | \$ - | \$ - | \$ - | \$ - | \$ - | \$ - | \$ - | \$ - | \$ - | \$ - | \$ - |
| TOTAL FOR 2026 RTIP SUBMITTAL | | | | | | | \$242,035 | \$ 82,829 | \$ - | \$ 82,829 | \$159,206 | \$242,035 | \$ 56,329 | \$ 500 | \$ 25,500 | \$ 500 | \$ - | \$ - | \$ - | \$ - |

NOTE 1: SR 58/99 CENTENNIAL CORRIDOR LOOP WAS ADDED AS PART OF 2022 STIP AMENDMENT. \$28.5 MILLION ADVANCED CONSTRUCTION ALLOCATION APPROVED AT OCTOBER 2023 CTC MEETING. NOW UNDER CONSTRUCTION AND DOES NOT NEED TO MOVE FORWARD INTO THE 2026 RTIP.

NOTE 2: SR 58/99 CENTENNIAL CORRIDOR PHASE 2 CONNECTOR WAS ADDED IN 2024 STIP - SB SR 99 TO WB SR 58 DESIGN AND RIGHT OF WAY \$4.020 MILLION REQUIRED TCEP MATCH. \$25 MILLION RIP (FINANCIAL CONTRIBUTION ONLY) FOR CONSTRUCTION (SUBMITTED REQUESTS: \$20 MILLION FY 26 EARMARKS, \$22.082 MILLION BUILD, \$39.9 MILLION TCEP, \$17.818 MILLION LPP)(TOTAL CONSTRUCTION \$64.9 MILLION).

NOTE 3: SR 46 WIDENING SEGMENT 4C CONSTRUCTION COMPLETE AND DOES NOT NEED TO MOVE FORWARD INTO THE 2026 RTIP.

NOTE 4: SR 46 ANTELOPE GRADE TRUCK CLIMBING LANE EXTENSION WAS ADDED WITH 2022 STIP AMENDMENT AND INCLUDES BOTH STIP (\$1.456 MILLION) AND NON-STIP (\$476,000) COVID FUNDING. TOTAL COVID \$2.051 MILLION. CONSTRUCTION ALLOCATION APPROVED AT JUNE 2024 CTC MEETING. UNDER CONSTRUCTION MAY 2025 AND DOES NOT NEED TO MOVE FORWARD INTO THE 2026 RTIP.

NOTE 5: SR 204 / HAGEMAN FLYOVER WAS ADDED WITH THE 2021 MID-CYCLE STIP AND INCLUDES BOTH STIP (\$2.686 MILLION) AND NON-STIP (\$2.565 MILLION) COVID FUNDING. TOTAL COVID \$5.251 MILLION.

NOTE 6: SR 58 TRUCK CLIMBING LANES WAS ADDED WITH THE 2021 MID-CYCLE STIP AND INCLUDES BOTH STIP (\$2.272 MILLION) AND NON-STIP (\$928,000) COVID FUNDING. TOTAL COVID \$3.2 MILLION. FUTURE PHASES TO BE FUNDED WITH SHOPP AND DOES NOT NEED TO MOVE FORWARD INTO THE 2026 RTIP.

NOTE 7: INYO COUNTY \$3.400 MILLION RIP (FINANCIAL CONTRIBUTION ONLY) FOR LONE PINE TOWN REHABILITATION WAS ADDED IN 2024 STIP. SCHEDULED FOR CONSTRUCTION ALLOCATION JUNE 2026 CTC MEETING.

NOTE 8: APDE OPTIONS ARE OUTLINED IN STIP GUIDELINES AND DEPENDENT ON OUTER YEAR CAPACITY. PROPOSED APDE ACTIVITY IS CONSIDERED AN ADVANCE OF FUTURE RIP SHARES.

DRAFT 2026 STIP FUND ESTIMATE

Table 1 - Reconciliation to County and Interregional Shares
(\$ in millions)

| | 2025-26 | 2026-27 | 2027-28 | 2028-29 | 2029-30 | 2030-31 | 5-Year Total | 6-Year Total |
|--------------------------------------------|---------------|---------------|---------------|----------------|----------------|----------------|----------------|----------------|
| Public Transportation Account (PTA) | | | | | | | | |
| 2026 FE PTA Target Capacity | \$60 | \$60 | \$80 | \$60 | \$50 | \$50 | \$300 | \$360 |
| Total 2026 STIP FE PTA Capacity | \$60 | \$60 | \$80 | \$60 | \$50 | \$50 | \$300 | \$360 |
| 2024 STIP Program ¹ | \$47 | \$43 | \$89 | \$412 | \$0 | \$0 | \$544 | \$590 |
| Extensions | \$61 | \$29 | \$0 | \$0 | \$0 | \$0 | \$29 | \$90 |
| Advances | (\$10) | \$0 | \$0 | \$0 | \$0 | \$0 | \$0 | (\$10) |
| Net PTA STIP Program | \$97 | \$72 | \$89 | \$412 | \$0 | \$0 | \$573 | \$670 |
| PTA Capacity for County Shares | (\$37) | (\$12) | (\$9) | (\$352) | \$50 | \$50 | (\$273) | (\$310) |
| Cumulative | (\$37) | (\$49) | (\$58) | (\$410) | (\$360) | (\$310) | | |
| State Highway Account (SHA) | | | | | | | | |
| 2026 FE SHA Target Capacity | \$525 | \$500 | \$500 | \$500 | \$460 | \$450 | \$2,410 | \$2,935 |
| Total 2026 STIP FE SHA Capacity | \$525 | \$500 | \$500 | \$500 | \$460 | \$450 | \$2,410 | \$2,935 |
| 2024 STIP Program ¹ | \$527 | \$427 | \$491 | \$105 | \$0 | \$0 | \$1,023 | \$1,550 |
| Extensions | \$134 | \$54 | \$0 | \$0 | \$0 | \$0 | \$54 | \$188 |
| Advances | (\$136) | (\$25) | \$0 | \$0 | \$0 | \$0 | (\$25) | (\$160) |
| Net SHA STIP Program | \$526 | \$456 | \$491 | \$105 | \$0 | \$0 | \$1,052 | \$1,578 |
| SHA Capacity for County Shares | (\$1) | \$44 | \$9 | \$395 | \$460 | \$450 | \$1,358 | \$1,357 |
| Cumulative | (\$1) | \$43 | \$52 | \$447 | \$907 | \$1,357 | | |
| Total Capacity | (\$38) | \$32 | \$0 | \$43 | \$510 | \$500 | \$1,085 | \$1,047 |

Notes:

General note: Numbers may not add due to rounding.

¹ 2024 STIP as of June 13, 2025 (draft 2025 Orange Book)

Table 2 - Summary of Targets and Shares
(\$ in thousands)

| County | 2026 STIP Programming | |
|--------------------|-----------------------|---------------------------------|
| | Total Target | Maximum |
| | Share through 2030-31 | Estimated Share through 2031-32 |
| Alameda | 14,047 | 28,584 |
| Alpine | 0 | 0 |
| Amador | 2,604 | 3,550 |
| Butte | 3,603 | 6,224 |
| Calaveras | 1,726 | 2,831 |
| Colusa | 3,711 | 4,453 |
| Contra Costa | 15,529 | 25,470 |
| Del Norte | 0 | 0 |
| El Dorado LTC | 0 | 0 |
| Fresno | 16,661 | 27,326 |
| Glenn | 1,302 | 2,078 |
| Humboldt | 3,054 | 5,814 |
| Imperial | 31,743 | 36,794 |
| Inyo | 6,845 | 10,815 |
| Kern | 29,169 | 43,723 |
| Kings | 0 | 991 |
| Lake | 7,459 | 8,677 |
| Lassen | 4,689 | 6,447 |
| Los Angeles | 150,550 | 234,119 |
| Madera | 4,901 | 6,802 |
| Marin | 0 | 0 |
| Mariposa | 3,305 | 4,020 |
| Mendocino | 0 | 982 |
| Merced | 5,512 | 9,041 |
| Modoc | 3,586 | 4,531 |
| Mono | 5,452 | 8,419 |
| Monterey | 20,320 | 25,279 |
| Napa | 0 | 0 |
| Nevada | 3,239 | 4,760 |
| Orange | 29,842 | 56,488 |
| Placer TPA | 1,563 | 5,412 |
| Plumas | 0 | 1,025 |
| Riverside | 37,345 | 61,251 |
| Sacramento | 53,046 | 66,834 |
| San Benito | 0 | 0 |
| San Bernardino | 42,593 | 69,858 |
| San Diego | 0 | 0 |
| San Francisco | 11,275 | 18,492 |
| San Joaquin | 11,826 | 19,396 |
| San Luis Obispo | 9,591 | 14,882 |
| San Mateo | 62,723 | 79,338 |
| Santa Barbara | 10,134 | 16,128 |
| Santa Clara | 41,250 | 48,642 |
| Santa Cruz | 4,352 | 7,138 |
| Shasta | 9,784 | 12,814 |
| Sierra | 2,674 | 3,197 |
| Siskiyou | 3,353 | 5,481 |
| Solano | 0 | 738 |
| Sonoma | 8,011 | 13,118 |
| Stanislaus | 9,902 | 15,240 |
| Sutter | 4,090 | 5,299 |
| Tahoe RPA | 2,069 | 2,725 |
| Tehama | 8,114 | 9,658 |
| Trinity | 7,188 | 8,306 |
| Tulare | 1,216 | 7,914 |
| Tuolumne | 4,636 | 5,858 |
| Ventura | 115,458 | 124,172 |
| Yolo | 3,152 | 5,727 |
| Yuba | 16,705 | 17,679 |
| Statewide Regional | 850,899 | 1,214,541 |
| Interregional | 196,089 | 332,447 |
| TOTAL | 1,046,988 | 1,546,988 |

| | New Capacity |
|----------------------------|------------------|
| Statewide SHA Capacity | 1,357,246 |
| Statewide PTA Capacity | (310,258) |
| Total STIP Capacity | 1,046,988 |

Table 3 - Calculation of New Programming Targets and Shares - Total Target
(\$ in thousands)

| County | Net Carryover | | 2026 STIP Share through 2030-31 | | | |
|-------------------------------|----------------------|------------------|------------------------------------|-----------------------------------|--------------------------|------------------|
| | Unprogrammed Balance | Balance Advanced | Formula Distribution | Add Back Lapses 2023-24 & 2024-25 | Net Share (Total Target) | Net Advance |
| Alameda | 0 | (8,664) | 22,711 | 0 | 14,047 | 0 |
| Alpine | 0 | (1,511) | 652 | 0 | 0 | (859) |
| Amador | 1,052 | 0 | 1,476 | 76 | 2,604 | 0 |
| Butte | 0 | (492) | 4,095 | 0 | 3,603 | 0 |
| Calaveras | 0 | 0 | 1,726 | 0 | 1,726 | 0 |
| Colusa | 2,553 | 0 | 1,158 | 0 | 3,711 | 0 |
| Contra Costa | 0 | 0 | 15,529 | 0 | 15,529 | 0 |
| Del Norte | 0 | (3,682) | 1,060 | 0 | 0 | (2,622) |
| El Dorado LTC | 0 | (20,591) | 3,023 | 0 | 0 | (17,568) |
| Fresno | 0 | 0 | 16,661 | 0 | 16,661 | 0 |
| Glenn | 90 | 0 | 1,212 | 0 | 1,302 | 0 |
| Humboldt | 0 | (1,258) | 4,312 | 0 | 3,054 | 0 |
| Imperial | 23,853 | 0 | 7,890 | 0 | 31,743 | 0 |
| Inyo | 643 | 0 | 6,202 | 0 | 6,845 | 0 |
| Kern | 6,434 | 0 | 22,735 | 0 | 29,169 | 0 |
| Kings | 0 | (4,129) | 3,122 | 0 | 0 | (1,007) |
| Lake | 5,558 | 0 | 1,901 | 0 | 7,459 | 0 |
| Lassen | 1,942 | 0 | 2,747 | 0 | 4,689 | 0 |
| Los Angeles | 0 | 0 | 130,550 | 20,000 | 150,550 | 0 |
| Madera | 1,931 | 0 | 2,970 | 0 | 4,901 | 0 |
| Marin | 0 | (11,562) | 3,990 | 0 | 0 | (7,572) |
| Mariposa | 2,188 | 0 | 1,117 | 0 | 3,305 | 0 |
| Mendocino | 0 | (5,776) | 4,120 | 0 | 0 | (1,656) |
| Merced | 0 | 0 | 5,512 | 0 | 5,512 | 0 |
| Modoc | 2,109 | 0 | 1,477 | 0 | 3,586 | 0 |
| Mono | 817 | 0 | 4,635 | 0 | 5,452 | 0 |
| Monterey | 0 | (2,136) | 7,747 | 14,709 | 20,320 | 0 |
| Napa | 0 | (6,682) | 2,595 | 0 | 0 | (4,087) |
| Nevada | 863 | 0 | 2,376 | 0 | 3,239 | 0 |
| Orange | 0 | (11,786) | 41,628 | 0 | 29,842 | 0 |
| Placer TPA | 0 | (4,449) | 6,012 | 0 | 1,563 | 0 |
| Plumas | 0 | (1,686) | 1,653 | 0 | 0 | (33) |
| Riverside | 0 | 0 | 37,345 | 0 | 37,345 | 0 |
| Sacramento | 31,371 | 0 | 21,538 | 137 | 53,046 | 0 |
| San Benito | 0 | (11,338) | 1,504 | 0 | 0 | (9,834) |
| San Bernardino | 0 | 0 | 42,593 | 0 | 42,593 | 0 |
| San Diego | 0 | (179,915) | 48,148 | 5,700 | 0 | (126,067) |
| San Francisco | 0 | 0 | 11,275 | 0 | 11,275 | 0 |
| San Joaquin | 0 | 0 | 11,826 | 0 | 11,826 | 0 |
| San Luis Obispo | 1,324 | 0 | 8,267 | 0 | 9,591 | 0 |
| San Mateo | 31,290 | 0 | 25,956 | 5,477 | 62,723 | 0 |
| Santa Barbara | 770 | 0 | 9,364 | 0 | 10,134 | 0 |
| Santa Clara | 0 | 0 | 11,548 | 29,702 | 41,250 | 0 |
| Santa Cruz | 0 | 0 | 4,352 | 0 | 4,352 | 0 |
| Shasta | 5,049 | 0 | 4,735 | 0 | 9,784 | 0 |
| Sierra | 1,858 | 0 | 816 | 0 | 2,674 | 0 |
| Siskiyou | 30 | 0 | 3,323 | 0 | 3,353 | 0 |
| Solano | 0 | (10,654) | 6,946 | 0 | 0 | (3,708) |
| Sonoma | 34 | 0 | 7,977 | 0 | 8,011 | 0 |
| Stanislaus | 1,563 | 0 | 8,339 | 0 | 9,902 | 0 |
| Sutter | 2,200 | 0 | 1,890 | 0 | 4,090 | 0 |
| Tahoe RPA | 1,044 | 0 | 1,025 | 0 | 2,069 | 0 |
| Tehama | 5,701 | 0 | 2,413 | 0 | 8,114 | 0 |
| Trinity | 2,740 | 0 | 1,748 | 2,700 | 7,188 | 0 |
| Tulare | 0 | (9,247) | 10,463 | 0 | 1,216 | 0 |
| Tuolumne | 2,726 | 0 | 1,910 | 0 | 4,636 | 0 |
| Ventura | 101,847 | 0 | 13,611 | 0 | 115,458 | 0 |
| Yolo | 0 | (3,528) | 4,024 | 2,656 | 3,152 | 0 |
| Yuba | 15,183 | 0 | 1,522 | 0 | 16,705 | 0 |
| Statewide Regional | 254,763 | (299,086) | 639,052 | 81,157 | 850,899 | (175,013) |
| Interregional | 0 | (78,966) | 213,018 | 62,037 | 196,089 | 0 |
| TOTAL | 254,763 | (378,052) | 852,070 | 143,194 | 1,046,988 | (175,013) |
| Statewide SHA Capacity | | | | | 1,357,246 | |
| Statewide PTA Capacity | | | | | (310,258) | |
| Total | | | | | 1,046,988 | |

Table 4 - Calculation of Targets and Shares - Maximum
(\$ in thousands)

| County | Net Carryover | | 2026 STIP | | | |
|-------------------------------|----------------------|------------------|----------------------|-----------------------------------|---------------------|------------------|
| | Unprogrammed Balance | Balance Advanced | Formula Distribution | Add Back Lapses 2023-24 & 2024-25 | Net Share (Maximum) | Net Advance |
| Alameda | 0 | (8,664) | 37,248 | 0 | 28,584 | 0 |
| Alpine | 0 | (1,511) | 1,070 | 0 | 0 | (441) |
| Amador | 1,052 | 0 | 2,422 | 76 | 3,550 | 0 |
| Butte | 0 | (492) | 6,716 | 0 | 6,224 | 0 |
| Calaveras | 0 | 0 | 2,831 | 0 | 2,831 | 0 |
| Colusa | 2,553 | 0 | 1,900 | 0 | 4,453 | 0 |
| Contra Costa | 0 | 0 | 25,470 | 0 | 25,470 | 0 |
| Del Norte | 0 | (3,682) | 1,738 | 0 | 0 | (1,944) |
| El Dorado LTC | 0 | (20,591) | 4,959 | 0 | 0 | (15,632) |
| Fresno | 0 | 0 | 27,326 | 0 | 27,326 | 0 |
| Glenn | 90 | 0 | 1,988 | 0 | 2,078 | 0 |
| Humboldt | 0 | (1,258) | 7,072 | 0 | 5,814 | 0 |
| Imperial | 23,853 | 0 | 12,941 | 0 | 36,794 | 0 |
| Inyo | 643 | 0 | 10,172 | 0 | 10,815 | 0 |
| Kern | 6,434 | 0 | 37,289 | 0 | 43,723 | 0 |
| Kings | 0 | (4,129) | 5,120 | 0 | 991 | 0 |
| Lake | 5,558 | 0 | 3,119 | 0 | 8,677 | 0 |
| Lassen | 1,942 | 0 | 4,505 | 0 | 6,447 | 0 |
| Los Angeles | 0 | 0 | 214,119 | 20,000 | 234,119 | 0 |
| Madera | 1,931 | 0 | 4,871 | 0 | 6,802 | 0 |
| Marin | 0 | (11,562) | 6,543 | 0 | 0 | (5,019) |
| Mariposa | 2,188 | 0 | 1,832 | 0 | 4,020 | 0 |
| Mendocino | 0 | (5,776) | 6,758 | 0 | 982 | 0 |
| Merced | 0 | 0 | 9,041 | 0 | 9,041 | 0 |
| Modoc | 2,109 | 0 | 2,422 | 0 | 4,531 | 0 |
| Mono | 817 | 0 | 7,602 | 0 | 8,419 | 0 |
| Monterey | 0 | (2,136) | 12,706 | 14,709 | 25,279 | 0 |
| Napa | 0 | (6,682) | 4,257 | 0 | 0 | (2,425) |
| Nevada | 863 | 0 | 3,897 | 0 | 4,760 | 0 |
| Orange | 0 | (11,786) | 68,274 | 0 | 56,488 | 0 |
| Placer TPA | 0 | (4,449) | 9,861 | 0 | 5,412 | 0 |
| Plumas | 0 | (1,686) | 2,711 | 0 | 1,025 | 0 |
| Riverside | 0 | 0 | 61,251 | 0 | 61,251 | 0 |
| Sacramento | 31,371 | 0 | 35,326 | 137 | 66,834 | 0 |
| San Benito | 0 | (11,338) | 2,466 | 0 | 0 | (8,872) |
| San Bernardino | 0 | 0 | 69,858 | 0 | 69,858 | 0 |
| San Diego | 0 | (179,915) | 78,969 | 5,700 | 0 | (95,246) |
| San Francisco | 0 | 0 | 18,492 | 0 | 18,492 | 0 |
| San Joaquin | 0 | 0 | 19,396 | 0 | 19,396 | 0 |
| San Luis Obispo | 1,324 | 0 | 13,558 | 0 | 14,882 | 0 |
| San Mateo | 31,290 | 0 | 42,571 | 5,477 | 79,338 | 0 |
| Santa Barbara | 770 | 0 | 15,358 | 0 | 16,128 | 0 |
| Santa Clara | 0 | 0 | 18,940 | 29,702 | 48,642 | 0 |
| Santa Cruz | 0 | 0 | 7,138 | 0 | 7,138 | 0 |
| Shasta | 5,049 | 0 | 7,765 | 0 | 12,814 | 0 |
| Sierra | 1,858 | 0 | 1,339 | 0 | 3,197 | 0 |
| Siskiyou | 30 | 0 | 5,451 | 0 | 5,481 | 0 |
| Solano | 0 | (10,654) | 11,392 | 0 | 738 | 0 |
| Sonoma | 34 | 0 | 13,084 | 0 | 13,118 | 0 |
| Stanislaus | 1,563 | 0 | 13,677 | 0 | 15,240 | 0 |
| Sutter | 2,200 | 0 | 3,099 | 0 | 5,299 | 0 |
| Tahoe RPA | 1,044 | 0 | 1,681 | 0 | 2,725 | 0 |
| Tehama | 5,701 | 0 | 3,957 | 0 | 9,658 | 0 |
| Trinity | 2,740 | 0 | 2,866 | 2,700 | 8,306 | 0 |
| Tulare | 0 | (9,247) | 17,161 | 0 | 7,914 | 0 |
| Tuolumne | 2,726 | 0 | 3,132 | 0 | 5,858 | 0 |
| Ventura | 101,847 | 0 | 22,325 | 0 | 124,172 | 0 |
| Yolo | 0 | (3,528) | 6,599 | 2,656 | 5,727 | 0 |
| Yuba | 15,183 | 0 | 2,496 | 0 | 17,679 | 0 |
| Statewide Regional | 254,763 | (299,086) | 1,048,127 | 81,157 | 1,214,541 | (129,579) |
| Interregional | 0 | (78,966) | 349,376 | 62,037 | 332,447 | 0 |
| TOTAL | 254,763 | (378,052) | 1,397,503 | 143,194 | 1,546,988 | (129,579) |
| Statewide SHA Capacity | | | | | 1,807,246 | |
| Statewide PTA Capacity | | | | | (260,258) | |
| Total | | | | | 1,546,988 | |

DRAFT 2026 STIP FUND ESTIMATE

Table 5 - Planning, Programming, and Monitoring (PPM) Limitations

(\$ in thousands)

| County | 2024 STIP FY 2028-29 | 2026 STIP 2028-29 through 2030-31 | Total 2028-29 through 2030-31 | 5% PPM Limitation 2028-29 through 2030-31 |
|------------------|---------------------------------|--------------------------------------------------|----------------------------------------------|----------------------------------------------------------|
| Alameda | 14,859 | 22,711 | 37,570 | 1,879 |
| Alpine | 426 | 652 | 1,078 | 54 |
| Amador | 965 | 1,476 | 2,441 | 122 |
| Butte | 2,679 | 4,095 | 6,774 | 339 |
| Calaveras | 1,129 | 1,726 | 2,855 | 143 |
| Colusa | 757 | 1,158 | 1,915 | 96 |
| Contra Costa | 10,161 | 15,529 | 25,690 | 1,285 |
| Del Norte | 693 | 1,060 | 1,753 | 88 |
| El Dorado LTC | 1,976 | 3,023 | 4,999 | 250 |
| Fresno | 10,899 | 16,661 | 27,560 | 1,378 |
| Glenn | 792 | 1,212 | 2,004 | 100 |
| Humboldt | 2,819 | 4,312 | 7,131 | 357 |
| Imperial | 5,147 | 7,890 | 13,037 | 652 |
| Inyo | 4,042 | 6,202 | 10,244 | 512 |
| Kern | 14,844 | 22,735 | 37,579 | 1,879 |
| Kings | 2,042 | 3,122 | 5,164 | 258 |
| Lake | 1,243 | 1,901 | 3,144 | 157 |
| Lassen | 1,795 | 2,747 | 4,542 | 227 |
| Los Angeles | 85,396 | 130,550 | 215,946 | 10,797 |
| Madera | 1,943 | 2,970 | 4,913 | 246 |
| Marin | 2,610 | 3,990 | 6,600 | 330 |
| Mariposa | 730 | 1,117 | 1,847 | 92 |
| Mendocino | 2,693 | 4,120 | 6,813 | 341 |
| Merced | 3,605 | 5,512 | 9,117 | 456 |
| Modoc | 965 | 1,477 | 2,442 | 122 |
| Mono | 3,021 | 4,635 | 7,656 | 383 |
| Monterey | 5,067 | 7,747 | 12,814 | 641 |
| Napa | 1,697 | 2,595 | 4,292 | 215 |
| Nevada | 1,554 | 2,376 | 3,930 | 197 |
| Orange | 27,403 | 41,628 | 69,031 | 3,452 |
| Placer TPA | 4,043 | 6,012 | 10,055 | 503 |
| Plumas | 1,080 | 1,653 | 2,733 | 137 |
| Riverside | 24,414 | 37,345 | 61,759 | 3,088 |
| Sacramento | 14,093 | 21,538 | 35,631 | 1,782 |
| San Benito | 996 | 1,504 | 2,500 | 125 |
| San Bernardino | 27,868 | 42,593 | 70,461 | 3,523 |
| San Diego | 31,526 | 48,148 | 79,674 | 3,984 |
| San Francisco | 7,378 | 11,275 | 18,653 | 933 |
| San Joaquin | 7,736 | 11,826 | 19,562 | 978 |
| San Luis Obispo | 5,396 | 8,267 | 13,663 | 683 |
| San Mateo | 7,356 | 25,956 | 33,312 | 1,666 |
| Santa Barbara | 6,116 | 9,364 | 15,480 | 774 |
| Santa Clara | 17,182 | 11,548 | 28,730 | 1,437 |
| Santa Cruz | 2,847 | 4,352 | 7,199 | 360 |
| Shasta | 3,096 | 4,735 | 7,831 | 392 |
| Sierra | 534 | 816 | 1,350 | 68 |
| Siskiyou | 2,172 | 3,323 | 5,495 | 275 |
| Solano | 4,544 | 6,946 | 11,490 | 575 |
| Sonoma | 5,218 | 7,977 | 13,195 | 660 |
| Stanislaus | 5,456 | 8,339 | 13,795 | 690 |
| Sutter | 1,236 | 1,890 | 3,126 | 156 |
| Tahoe RPA | 611 | 1,025 | 1,636 | 82 |
| Tehama | 1,577 | 2,413 | 3,990 | 200 |
| Trinity | 1,142 | 1,748 | 2,890 | 145 |
| Tulare | 6,833 | 10,463 | 17,296 | 865 |
| Tuolumne | 1,249 | 1,910 | 3,159 | 158 |
| Ventura | 8,897 | 13,611 | 22,508 | 1,125 |
| Yolo | 2,632 | 4,024 | 6,656 | 333 |
| Yuba | 995 | 1,522 | 2,517 | 126 |
| Statewide | 418,175 | 639,052 | 1,057,227 | 52,861 |

Note: Limitation amounts include amounts already programmed.



IV. H

TPPC

July 17, 2025

TO: Transportation Planning Policy Committee

FROM: JAY SCHLOSSER,
EXECUTIVE DIRECTOR

By: Ceasar Valle, Regional Planner

SUBJECT: Transportation Planning Policy Committee Consent Agenda Item: IV. H
PROJECT ACCOUNTABILITY TEAM REPORT

DESCRIPTION:

Fifty-seven percent of project funding has been authorized. The Transportation Technical Advisory Committee has reviewed this item.

DISCUSSION:

The Project Accountability Team meetings are held quarterly as needed to discuss project implementation issues and to develop solutions. Participants review project status information for projects in the Federal Transportation Improvement Program (FTIP). Since no meeting has been held recently, this report is meant to provide the latest updates.

1. FY 24/25 Score Card – 57% of projects have approved funding authorization; 43% are awaiting funding authorization.

ACTION: Information.

Attachments: July 7, 2025 FY 24/25 Score Card

July 7, 2025 FY 24/25 ATP/CMAQ/RSTP project list

July 7, 2025 FY 25/26 ATP/CMAQ/RSTP project list

July 7, 2025

TO: TTAC Members and Project Managers

FROM: JAY SCHLOSSER,
EXECUTIVE DIRECTOR

By: Ceasar Valle, Regional Planner

RE: Project Delivery Score Card



Federal Transportation Improvement Program

| FY 2024-25 | No. of Projects | Federal/State \$ in FY 24/25 | | % of funding |
|---------------|-----------------|------------------------------|---------------------|--------------|
| | | Preliminary Engineering | Construction | |
| ATP | 6.5 | \$3,710,000 | \$3,154,000 | |
| CMAQ/CRP | 9.5 | \$1,098,051 | \$12,968,018 | |
| RSTP | 7 | \$65,335 | \$13,423,976 | |
| Totals | 23 | \$4,873,386 | \$29,545,994 | 100% |

| 1. Not Submitted | No. of Projects | Preliminary Engineering | Construction | % of funding |
|------------------|-----------------|-------------------------|--------------|--------------|
| ATP | 0 | \$0 | \$0 | |
| CMAQ/CRP | 0 | \$0 | \$0 | |
| <u>RSTP</u> | <u>0</u> | <u>\$0</u> | <u>\$0</u> | |
| Total | 0 | \$0 | \$0 | 0% |

| 2. Submitted | No. of Projects | Preliminary Engineering | Construction | % of funding |
|--------------|-----------------|-------------------------|---------------------|--------------|
| ATP | 0.5 | \$0 | \$3,154,000 | |
| CMAQ/CRP | 2.5 | \$0 | \$11,683,394 | |
| <u>RSTP</u> | <u>0</u> | <u>\$0</u> | <u>\$0</u> | |
| Total | 3 | \$0 | \$14,837,394 | 43% |

| 3. State/Federal Approvals | No. of Projects | Preliminary Engineering | Construction | % of funding |
|----------------------------|-----------------|-------------------------|---------------------|--------------|
| ATP | 6 | \$3,710,000 | \$0 | |
| CMAQ/CRP | 7 | \$1,098,051 | \$1,284,624 | |
| <u>RSTP</u> | <u>7</u> | <u>\$65,335</u> | <u>\$13,423,976</u> | |
| Total | 20 | \$4,873,386 | \$14,708,600 | 57% |

Legend:

ATP – Active Transportation Program;

CMAQ/CRP – Congestion Mitigation Air Quality Program/Carbon Reduction Program;

RSTP – Regional Surface Transportation Program

| Lead | PIN | Project No./ Grant No. | Description | Federal/ State PE/RW | Federal/ State CON | Total | Date Expect to Submit | Note |
|-----------------|------------------------------------------------------------------------------------------------------------------------------------------------------------------|------------------------|-------------------------------------------------------------------------------------------------------------------------------------------------------------------------------------------------------------------------------------------------------------------------------------------|----------------------|--------------------|--------------|-----------------------|------|
| Bakersfield | KER180403 | STPL 5109(300) | California Ave from Stockdale Hwy to Real Rd; Pavement Rehabilitation using combination of Hot Mix Asphalt (HMA) and Rubberized Hot Mix (R-HMA), Installation of Striping and Markings, Traffic Detector Loops Pedestrian Access Ramps, and Adjustment of Existing Manholes and Monuments | \$0 | \$5,499,000 | \$6,211,454 | done | 3 |
| Bakersfield | KER180403 | STPL 5109(301) | Ming Ave from Buena Vista Rd to Gosford Rd; Pavement Rehabilitation using combination of Hot Mix Asphalt (HMA) and Rubberized Hot Mix (R-HMA), Installation of Striping and Markings, Traffic Detector Loops Pedestrian Access Ramps, and Adjustment of Existing Manholes and Monuments | \$0 | \$5,496,000 | \$6,208,066 | done | 3 |
| Bakersfield | KER180507 | CRPL 5109(297) | Panama Ln and Sparks St; installation of new signal; Panama Ln from Parsons Wy to Dr. Martin Luther King Blvd; installation of adaptive signal coordination | \$0 | \$1,072,806 | \$1,211,800 | Mar-25 | 2 |
| Bakersfield | KER180507 | CRPL 5109(296) | Ming Ave from Hwy 99 Ramp to P St; installation of adaptive signal coordination | \$0 | \$513,118 | \$579,598 | done | 3 |
| Bakersfield | KER231003 | ATPCML 5109(295) | On H St between SR 204 and SR 58; construct curb cuts, ADA ramps, high visibility crosswalks, advanced stop and turn line markings, and pedestrian friendly streetscaping (FY 25/26 \$2,653,780 should be advanced to FY 24/25) | \$0 | \$11,559,378 | \$14,320,562 | Mar-25 | 2 |
| Bakersfield | KER240505 | CML 5109(303) | Along 18th and 19th streets from L st to O st; construct curb extensions and cuts, high-visibility crosswalks, additional striping, and install class II bike lanes | \$0 | \$2,205,210 | \$2,490,919 | Jun-25 | 2 |
| California City | KER180403 | STPL 5399(035) | California City Blvd from Hacienda Blvd to 94th St (approx. 520 Lf); Pavement Rehabilitation | \$38,776 | \$0 | \$43,800 | done | 3 |
| California City | KER180507 | CML 5399(034) | California City Blvd from Baron Blvd to Maverick St; shoulder paving | \$289,493 | \$0 | \$327,000 | done | 3 |
| Delano | KER180403 | STPL 5227(073) | 6th Ave (Between Randolph St and High St) and 9th Ave (Between Randolph St and High St); Pavement Resurfacing and Rehabilitation Including 1-1/2 Inch Grinding and Hot Mix Asphalt Overlay, Re-Striping and Installation of ADA Compliant Curb And Ramps | \$0 | \$678,169 | \$766,035 | done | 3 |
| Delano | KER231004 | Cycle 6 MPO | Construct 18 ADA curb ramps, stripe 17 crosswalks, fill 3,749 ft of sidewalk gaps surrounding eight local public schools benefitting over 6,200 students, completing the SRTS plan | \$75,000 | \$0 | \$75,000 | done | 3 |
| NOTES | Project funding authorization request (E-76 or grant): 1. Not submitted; 2. Submitted; or 3. Approved. 2a. Allocation request to CTC. A. Amendment pending | | | | | | | |

| Lead | PIN | Project No./ Grant No. | Description | Federal/ State PE/RW | Federal/ State CON | Total | Date Expect to Submit | Note |
|--------------|------------------------------------------------------------------------------------------------------------------------------------------------------------------|------------------------|-------------------------------------------------------------------------------------------------------------------------------------------------------------------------------------------------------------------------------------------------------------------------------------------------------------------------------------------------------|----------------------|--------------------|-------------|-----------------------|------|
| KCOG | KER240401 | STPLNI 6087(083) | In Kern County: Regional Traffic Count Program | \$0 | \$79,677 | \$90,000 | done | 3 |
| KCOG | KER240501 | CMLNI 6087(082) | In Kern County: Commutekern Rideshare Program | \$0 | \$314,780 | \$355,563 | done | 3 |
| Kern County | KER231001 | Cycle 6 Statewide | Norris Rd from Melody Ln to Airport Dr; construct sidewalk; Norris Rd from Airport Dr to N Chester Ave; construct pedestrian accessibility and crossing improvements | \$2,302,000 | \$0 | \$2,600,000 | done | 3 |
| Kern County | KER231005 | Cycle 6 MPO | SRTS; install rrfbs, thermoplastic marking, signs and ADA ramps at existing uncontrolled multi-lane crosswalks to benefit seven (7) adjacent schools. upgrades to 6 existing multi-lane crosswalks on arterial and collector roads in unincorporated areas of Oildale and East Bakersfield | \$0 | \$0 | \$10,000 | N/A | N/A |
| Kern County | KER231006 | Cycle 6 MPO | Kern River Parkway multi-use path, existing Lake Ming path terminus to area approx 2,200 ft west of China Grade Lp, unincorporated areas of metro Bakersfield; resurfacing and safety improvements on portions of Kern River Bike path. construct new multiuse path from China Grade Lp to Camino Grande. crossing improvements at Alfred Harrell Hwy | \$900,000 | \$0 | \$1,150,000 | done | 3 |
| McFarland | KER180403 | STPL 5343(021) | W. Kern Ave from 3rd St to 5th St (approx. 875 LF); Pavement Rehabilitation | \$0 | \$0 | \$57,200 | N/A | N/A |
| Ridgecrest | KER240403 | STPL 5385(077) | S Mahan St B/N W Bowman Rd and W Dolphin Ave; reconstruction and installation of drainage facilities (curb and gutter) along +/- of single lane roadway, with various improvements and numerous unimproved locations | \$0 | \$1,671,130 | \$1,887,643 | done | 3 |
| Ridgecrest | KER240502 | CML 5385(076) | Purchase two replacement battery electric vans for transit fleet | \$0 | \$456,726 | \$515,900 | done | 3 |
| Taft | KER180403 | | 4th St from Kern St to Calvin St (approx. 1,750 LF); Pavement Rehabilitation | \$0 | \$0 | \$65,800 | N/A | N/A |
| Taft | KER231007 | Cycle 6 MPO | 10th St and San Emidio St; upgrade pedestrian crossing: install ada curb ramps, raised median, repaint crosswalks, markings, stripes, install 4 solar led flashing stop signs and 2 solar speed feedback signs | \$47,000 | \$0 | \$47,000 | done | 3 |
| NOTES | Project funding authorization request (E-76 or grant): 1. Not submitted; 2. Submitted; or 3. Approved. 2a. Allocation request to CTC. A. Amendment pending | | | | | | | |

| Lead | PIN | Project No./ Grant No. | Description | Federal/ State PE/RW | Federal/ State CON | Total | Date Expect to Submit | Note |
|--------------|------------------------------------------------------------------------------------------------------------------------------------------------------------------|------------------------|----------------------------------------------------------------------------------------------------------------------------------------------------------------------------------------------------------------------------------------------------------------|----------------------|--------------------|-----------|-----------------------|------|
| Tehachapi | KER180403 | RSTP 5184(045) | Valley Blvd from Beech St to Tucker Rd; Rehabilitate approx. 0.5 miles of asphalt concrete pavement by grinding approx. 2" and overlaying with new asphalt and apply fog seal | \$26,559 | \$0 | \$30,000 | done | 3 |
| Tehachapi | KER200506 | CML 5184(046) | Intersection of Tucker Rd and Highline Rd; construct roundabout include high visibility crosswalks and lighting | \$596,086 | \$0 | \$673,316 | done | 3 |
| Tehachapi | KER231008 | Cycle 6 MPO | Northside of West Valley Blvd between Oakwood St and Curry St and Mill St between Valley Blvd and Tehachapi Blvd; install sidewalk, curb, gutter, curb ramps, improve crosswalks, and install class II bicycle lane on Northside of Valley Blvd and on Mill St | \$315,000 | \$0 | \$315,000 | done | 3 |
| Wasco | KER180403 | | Filburn Ave between Central Ave and G St (various locations); Asphalt Rehabilitation, striping, signage and ADA ramp improvements | \$0 | \$0 | \$50,000 | N/A | N/A |
| Wasco | KER180507 | CML 5287(067) | EB Filburn Ave b/w Central Ave and Palm St; shoulder dust suppression, provide full pavement width, curb, gutter, ADA ramps, sidewalks, bike lane striping and signage | \$106,236 | \$0 | \$120,000 | done | 3 |
| Wasco | KER180507 | CML 5287(068) | EB Filburn Ave b/w Griffith Ave and G St; shoulder dust suppression, provide full pavement width, curb, gutter, ADA ramps, sidewalk, bike lane striping and signage | \$106,236 | \$0 | \$120,000 | done | 3 |
| Wasco | KER231009 | Cycle 6 MPO | East side of Central Ave from 1310 North of Filburn St to Via Morocco Blvd and between Bettis Ave and SR 46; install class I and class II bicycle trails, ADA curb ramps, drive approaches, and related pedestrian and landscaping improvements | \$71,000 | \$0 | \$71,000 | done | 3 |
| NOTES | Project funding authorization request (E-76 or grant): 1. Not submitted; 2. Submitted; or 3. Approved. 2a. Allocation request to CTC. A. Amendment pending | | | | | | | |

| Lead | PIN | Project No./ Grant No. | Description | Federal/ State PE/RW | Federal/ State CON | Total | Date Expect to Submit | Note |
|-----------------|------------------------------------------------------------------------------------------------------------------------------------------------------------------|------------------------|-----------------------------------------------------------------------------------------------------------------------------------------------------------------------------------------------------------------------------------------------------------------------------------------------------------------------------|----------------------|--------------------|-------------|-----------------------|------|
| Bakersfield | KER180507 | CML | Bakersfield: Ashe Rd from Panama Ln to Club View Dr; installation of traffic signal coordination system | \$0 | \$458,142 | \$517,500 | | |
| Bakersfield | KER231003 | ATPCML 5109(295) | On H St between SR 204 and SR 58; construct curb cuts, ADA ramps, high visibility crosswalks, advanced stop and turn line markings, and pedestrian friendly streetscaping (FY 25/26 \$2,653,780 should be advanced to FY 24/25) | \$0 | \$2,653,780 | \$2,997,605 | May-25 | 2 |
| California City | KER180403 | STPL 5399(035) | California City Blvd from Hacienda Blvd to 94th St (approx. 520 Lf); Pavement Rehabilitation | \$0 | \$374,570 | \$423,100 | | |
| California City | KER180507 | CML 5399(034) | California City Blvd from Baron Blvd to Maverick St; shoulder paving | \$0 | \$2,451,749 | \$2,769,400 | | |
| Delano | KER180403 | STPL 5227(074) | Countyline Rd (Between Hiatt Ave and SR 99) and Garces Hwy (Between Hiatt Ave and SR 99); Pavement Resurfacing and Rehabilitation Including 1-1/2 Inch Grinding of Existing Asphalt Surfaces, 1-1/2 Inch Hot Mix Asphalt Overlay, 6' Deep Patch, And ReStriping Road Centerline and Installation of ADA Compliant Curb RamP | \$0 | \$721,659 | \$815,158 | done | 3 |
| Delano | KER231004 | Cycle 6 MPO | Construct 18 ADA curb ramps, stripe 17 crosswalks, fill 3,749 ft of sidewalk gaps surrounding eight local public schools benefitting over 6,200 students, completing the SRTS plan | \$0 | \$628,000 | \$628,000 | | |
| KCOG | KER240401 | STPL | In Kern County: Regional Traffic Count Program | \$0 | \$79,677 | \$90,000 | | |
| KCOG | KER240501 | CML | In Kern County: Commutekern Rideshare Program | \$0 | \$336,341 | \$379,918 | | |
| Kern County | KER180403 | STPL | Columbus Street (Loma Linda Dr - Berkeley St); 0.87 miles of road rehabilitation | \$0 | \$992,034 | \$1,120,563 | | |
| Kern County | KER180403 | STPL | Jenkins Road (Brimhall Rd to Hageman Rd)+ Palm Avenue (Heath Rd to Jenkins Rd); 3.45 miles of road rehabilitation | \$0 | \$3,555,741 | \$4,016,426 | | |
| Kern County | KER180403 | STPL | Rosamond Boulevard (State Route 14 - Union Pacific Railroad); 0.46 mile of road rehabilitation and operational improvements | \$0 | \$2,107,229 | \$2,380,243 | | |
| Kern County | KER180507 | CML | Asher Ave (South St to Pico St), South St (Shattuck Ave to Rose Ave), Rose Ave (South of South St to Buena Vista); Surface unpaved shoulder | \$0 | \$2,034,226 | \$2,297,782 | | |
| Kern County | KER231001 | Cycle 6 Statewide | Norris Rd from Melody Ln to Airport Dr; construct sidewalk; Norris Rd from Airport Dr to N Chester Ave; construct pedestrian accessibility and crossing improvements | \$0 | \$5,421,000 | \$6,124,000 | | |
| NOTES | Project funding authorization request (E-76 or grant): 1. Not submitted; 2. Submitted; or 3. Approved. 2a. Allocation request to CTC. A. Amendment pending | | | | | | | |

| Lead | PIN | Project No./ Grant No. | Description | Federal/ State PE/RW | Federal/ State CON | Total | Date Expect to Submit | Note |
|--------------------------------------------------------------------------------------------------------------------------------------------------------------------------------------------------------------------------|-----------|------------------------|--------------------------------------------------------------------------------------------------------------------------------------------------------------------------------------------------------------------------------------------------------------------------------------------|----------------------|--------------------|-------------|-----------------------|------|
| Kern County | KER231005 | Cycle 6 MPO | SRTS; install rrfbs, thermoplastic marking, signs and ADA ramps at existing uncontrolled multi-lane crosswalks to benefit seven (7) adjacent schools. upgrades to 6 existing multi-lane crosswalks on arterial and collector roads in unincorporated areas of Oildale and East Bakersfield | \$0 | \$0 | \$344,000 | | |
| Kern County | KER240402 | STPL | College Avenue (Mount Vernon Ave - Montello St); 1.62 miles of road reconstruction | \$0 | \$2,996,830 | \$3,385,102 | | |
| Kern County | KER240503 | CML | Winter Lane (Habecker Road to East Side Canal); Pave dirt road | \$0 | \$440,897 | \$498,020 | | |
| Kern County | KER240504 | CML | San Jose Avenue (West Cecil aAvenue to County Line Road); Pave dirt road | \$0 | \$1,624,879 | \$1,835,400 | | |
| McFarland | KER180403 | STPL 5343(021) | W. Kern Ave from 3rd St to 5th St (approx. 875 LF); Pavement Rehabilitation | \$0 | \$429,686 | \$485,356 | done | 3 |
| Shafter | KER240404 | STPL | Lerdo Hwy from S Valley St to S Schnaidt St; Reconstruction | \$0 | \$749,849 | \$847,000 | | |
| Shafter | KER240405 | STPL | Zerker Rd from 500 South of New Kapittel Rd to GMC Roofing; Reconstruction | \$0 | \$646,269 | \$730,000 | | |
| Taft | KER180403 | STPL | 4th St from Kern St to Calvin St (approx. 1,750 LF); Pavement Rehabilitation | \$0 | \$463,720 | \$523,800 | | |
| Taft | KER231007 | Cycle 6 MPO | 10th St and San Emidio St; upgrade pedestrian crossing: install ada curb ramps, raised median, repaint crosswalks, markings, stripes, install 4 solar led flashing stop signs and 2 solar speed feedback signs | \$0 | \$408,000 | \$408,000 | | |
| Tehachapi | KER180403 | RSTP 5184(045) | Valley Blvd from Beech St to Tucker Rd; Rehabilitate approx. 0.5 miles of asphalt concrete pavement by grinding approx. 2" and overlaying with new asphalt and apply fog seal | \$0 | \$452,388 | \$511,000 | Mar-25 | 3 |
| Tehachapi | KER200506 | CML 5184(046) | Intersection of Tucker Rd and Highline Rd; construct roundabout include high visibility crosswalks and lighting | \$0 | \$2,742,000 | \$3,097,256 | | |
| Tehachapi | KER231008 | Cycle 6 MPO | Northside of West Valley Blvd between Oakwood St and Curry St and Mill St between Valley Blvd and Tehachapi Blvd; install sidewalk, curb, gutter, curb ramps, improve crosswalks, and install class II bicycle lane on Northside of Valley Blvd and on Mill St | \$200,000 | \$0 | \$200,000 | done | 3 |
| <p>NOTES Project funding authorization request (E-76 or grant): 1. Not submitted; 2. Submitted; or 3. Approved. 2a. Allocation request to CTC. A. Amendment pending</p> | | | | | | | | |

| Lead | PIN | Project No./ Grant No. | Description | Federal/ State PE/RW | Federal/ State CON | Total | Date Expect to Submit | Note |
|--------------|------------------------------------------------------------------------------------------------------------------------------------------------------------------|------------------------|-------------------------------------------------------------------------------------------------------------------------------------------------------------------------------------------------------------------------------------------------|----------------------|--------------------|-----------|-----------------------|------|
| Wasco | KER180403 | STPL | Filburn Ave between Central Ave and G St (various locations); Asphalt Rehabilitation, striping, signage and ADA ramp improvements | \$0 | \$796,836 | \$900,075 | | |
| Wasco | KER180507 | CML 5287(067) | EB Filburn Ave b/w Central Ave and Palm St; shoulder dust suppression, provide full pavement width, curb, gutter, ADA ramps, sidewalks, bike lane striping and signage | \$0 | \$769,071 | \$868,713 | | |
| Wasco | KER180507 | CML 5287(068) | EB Filburn Ave b/w Griffith Ave and G St; shoulder dust suppression, provide full pavement width, curb, gutter, ADA ramps, sidewalk, bike lane striping and signage | \$0 | \$731,147 | \$825,875 | | |
| Wasco | KER231009 | Cycle 6 MPO | East side of Central Ave from 1310 North of Filburn St to Via Morocco Blvd and between Bettis Ave and SR 46; install class I and class II bicycle trails, ADA curb ramps, drive approaches, and related pedestrian and landscaping improvements | \$0 | \$584,000 | \$584,000 | | |
| NOTES | Project funding authorization request (E-76 or grant): 1. Not submitted; 2. Submitted; or 3. Approved. 2a. Allocation request to CTC. A. Amendment pending | | | | | | | |



V.
TPPC

July 17, 2025

TO: Transportation Planning Policy Committee
FROM: JAY SCHLOSSER,
EXECUTIVE DIRECTOR
By: Ceasar Valle, Regional Planner
SUBJECT: Transportation Planning Policy Committee Agenda Item: V
2025 FEDERAL TRANSPORTATION IMPROVEMENT PROGRAM –
DRAFT AMENDMENT NO. 7

DESCRIPTION:

Amendment No. 7 includes revisions to the Transit Program. The amendment was circulated to the Transportation Technical Advisory Committee via email July 3, 2025.

DISCUSSION:

Amendment No. 7 includes revisions to the Transit Program. Amendment No. 7 is financially constrained, has been submitted through the interagency consultation process, and includes:

TRANSIT PROGRAM

The Golden Empire Transit District requests to introduce seven new projects. Please see records KER250803, KER250804, KER250805, KER250806, KER250807, KER250808, KER250809 in Attachment for details.

OPEN PUBLIC HEARING HEAR COMMENTS CLOSE PUBLIC HEARING

ACTION: Open the public hearing, take public comment, and close public hearing

Attachments: "Interagency Consultation Memo" dated July 3, 2025



July 3, 2025

To: Interagency Consultation Partners and Public
From: Ceasar Valle, Regional Planner
Subject: **Availability of Draft Amendment No. 7 to the 2025 FTIP for Interagency Consultation and Public Review**

Kern COG is proposing a formal amendment (Type #3) to its regionally approved 2025 Federal Transportation Improvement Program (FTIP). The 2025 FTIP is the programming document that identifies four years (FY 24/25, FY 25/26, FY 26/27, and FY 27/28) of federal, state, and local funding sources for projects in Kern County. Draft Amendment No. 7 will include revisions to the Transit Program. Documentation associated with this amendment is provided as indicated below.

- **Project List:** Attachment 1 includes a summary of programming changes that result from Amendment No. 7 to the 2025 FTIP. These projects and/or project phases are consistent with the 2022 Regional Transportation Plan (RTP), which was adopted July 21, 2022. The attachment also includes the CTIPS printout for the proposed project changes.
- **Updated Financial Plan:** Attachment 2 – The Financial Plan from the 2025 FTIP has been updated to include the project list as provided in Attachment 1.
- **Conformity Requirements:** The proposed project changes have been determined to be exempt from the requirement that a conformity determination and/or regional emissions analysis be performed per 40 CFR 93.126, 93.127, or 93.128. Because the projects and/or project phases are exempt, no further conformity determination is required. In addition, the projects and/or project phases contained in Amendment No. 7 do not interfere with the timely implementation of any approved Transportation Control Measures (TCMs).
- **Public Involvement:** Attachment 3 includes the Draft Public Notice.

Kern COG published a notice of public hearing and opened the 14-day public comment period July 3, 2025. The public hearing is scheduled for 6:30 PM July 17, 2025. Comments may be submitted in writing no later than July 18, 2025. No Kern COG Board action is required.

The Kern COG Executive Director will consider adoption of the proposed amendment on July 21, 2025. Kern COG anticipates State and Federal approval by September 2025. Amendment No. 7 documentation is available at: www.kerncog.org/category/docs/ftip/

In conclusion, the 2025 FTIP meets all applicable transportation planning requirements per 23 CFR Part 450, 40 CFR Part 93, and conforms to the applicable SIPs, and does not interfere with the timely implementation of approved TCMs. If you have questions regarding this amendment, please contact: Ceasar Valle (661) 635-2917, cvalle@kerncog.org

ATTACHMENT 1

Caltrans Summary of Changes

CTIPS Printout

Caltrans Summary of Changes

Amendment Type:
Amendment #:

Formal

7

| Existing or New Project | MPO FTIP ID | PROJECT TITLE | FFY of Current Programming | FFY to be Programmed | Phase | Fund Source | % Cost Increase/ Decrease | DESCRIPTION OF CHANGE |
|-------------------------|-------------|----------------------------------------------------------------------------------------------------------------------------|----------------------------|----------------------|-------|---------------|---------------------------|-----------------------|
| New | KER250803 | IN BAKERSFIELD: PURCHASE TECHNOLOGY REPLACEMENT FOR ALL FACILITIES FY 2025-26 | N/A | FFY 25/26 | CON | FTA Sec. 5307 | N/A | Add \$280,000 |
| | | | N/A | FFY 25/26 | CON | Local | N/A | Add \$70,000 |
| New | KER250804 | IN BAKERSFIELD: PURCHASE REPLACEMENT ACCESS CONTROL SYSTEM FOR ADMINISTRATIVE FACILITY FY 2025-26 | N/A | FFY 25/26 | CON | FTA Sec. 5307 | N/A | Add \$80,000 |
| | | | N/A | FFY 25/26 | CON | Local | N/A | Add \$20,000 |
| New | KER250805 | IN BAKERSFIELD: PURCHASE AND INSTALL DRIVER BARRIERS FY 2025-26 | N/A | FFY 25/26 | CON | FTA Sec. 5307 | N/A | Add \$560,000 |
| | | | N/A | FFY 25/26 | CON | Local | N/A | Add \$140,000 |
| New | KER250806 | IN BAKERSFIELD: PURCHASE REPLACEMENT COMPUTER AIDED DISPATCH AND AUTOMATED VEHICLE LOCATOR WITH RADIO EQUIPMENT FY 2025-26 | N/A | FFY 25/26 | CON | FTA Sec. 5307 | N/A | Add \$5,600,000 |
| | | | N/A | FFY 25/26 | CON | Local | N/A | Add \$1,400,000 |
| New | KER250807 | IN BAKERSFIELD: PURCHASE REPLACEMENT ELECTRIC ISUZU FLAT BED VEHICLE AND EQUIPMENT FY 2025-26 | N/A | FFY 25/26 | CON | FTA Sec. 5339 | N/A | Add \$151,446 |
| | | | N/A | FFY 25/26 | CON | Local | N/A | Add \$37,862 |
| New | KER250808 | IN BAKERSFIELD: PURCHASE REPLACEMENT LIFTS FOR BUS BAY 3 & 4 FY 2025-26 | N/A | FFY 25/26 | CON | FTA Sec. 5339 | N/A | Add \$579,789 |
| | | | N/A | FFY 25/26 | CON | Local | N/A | Add \$144,947 |
| New | KER250809 | IN BAKERSFIELD: PURCHASE GENERATOR SWITCH GEAR FY 2025-26 | N/A | FFY 25/26 | CON | FTA Sec. 5339 | N/A | Add \$28,000 |
| | | | N/A | FFY 25/26 | CON | Local | N/A | Add \$7,000 |

Legend:

FTA Sec. 5307
FTA Sec. 5339

Federal Transit Administration Section 5307
Federal Transit Administration Section 5339

**Kern Council of Governments - Federal Transportation Improvement Program
(Dollars in Whole)
Transit System**

| | | | | | |
|------------------------|--------|-----|----------------------------|-------------------------------------------------------------------------------------------------------------------------------------------------|-----------------------------------------------------------------------------------|
| DIST: 06 | PPNO: | EA: | CTIPS ID: 204-0000-1029 | TITLE (DESCRIPTION): TECHNOLOGY REPLACEMENT FY 2025-26 (IN BAKERSFIELD: PURCHASE TECHNOLOGY REPLACEMENT FOR ALL FACILITIES FY 2025-26) | MPO Aprv: State Aprv: Federal Aprv: |
| CT PROJECT ID: | | | MPO ID.: KER250803 | | |
| COUNTY: Kern County | ROUTE: | | PM: | | EPA TABLE II or III EXEMPT CATEGORY Power, signal, and communications systems. |

IMPLEMENTING AGENCY: Golden Empire Transit
PROJECT MANAGER:

PHONE:

EMAIL:

PROJECT VERSION HISTORY (Printed Version is Shaded)

(Dollars in whole)

| Version | Status | Date | Updated By | Change Reason | Amend No. | Prog Con | Prog RW | PE |
|---------|--------|------------|------------|-------------------------|-----------|----------|---------|----|
| 1 | Active | 06/30/2025 | CVALLE | Amendment - New Project | 7 | 350,000 | | |

| * FTA Funds - | | PRIOR | 24-25 | 25-26 | 26-27 | 27-28 | 28-29 | 29-30 | BEYOND | TOTAL |
|-------------------------------------------------------|--------|-------|-------|---------|-------|-------|-------|-------|--------|---------|
| * Fund Source 1 of 2 | PE | | | | | | | | | |
| | RW | | | | | | | | | |
| * Fund Type: FTA5307 - Urbanized Area Formula Program | CON | | | 280,000 | | | | | | 280,000 |
| * Funding Agency: | Total: | | | 280,000 | | | | | | 280,000 |

| * Local Funds - | | PRIOR | 24-25 | 25-26 | 26-27 | 27-28 | 28-29 | 29-30 | BEYOND | TOTAL |
|----------------------|--------|-------|-------|--------|-------|-------|-------|-------|--------|--------|
| * Fund Source 2 of 2 | PE | | | | | | | | | |
| | RW | | | | | | | | | |
| * Fund Type: TDA | CON | | | 70,000 | | | | | | 70,000 |
| * Funding Agency: | Total: | | | 70,000 | | | | | | 70,000 |

| Project Total: | | PRIOR | 24-25 | 25-26 | 26-27 | 27-28 | 28-29 | 29-30 | BEYOND | TOTAL |
|----------------|--------|-------|-------|---------|-------|-------|-------|-------|--------|---------|
| | PE | | | | | | | | | |
| | RW | | | | | | | | | |
| | CON | | | 350,000 | | | | | | 350,000 |
| | Total: | | | 350,000 | | | | | | 350,000 |

Comments:
***** Version 1 - 04/28/2025 *****
Per 6/12/25 Golden Empire Transit Letter: New project

RTP Reference: 2022 RTP p.5-4
Prior Yr Status: ---
Total Project Cost: ---

**Kern Council of Governments - Federal Transportation Improvement Program
(Dollars in Whole)
Transit System**

| | | | | | |
|------------------------|--------|-----------------------|----------------------------|-----------------------------------------------------------------------------------------------------------------------------------------------------------------------|---------------------------------------------------------------------------------------|
| DIST: 06 | PPNO: | EA: | CTIPS ID: 204-0000-1030 | TITLE (DESCRIPTION): ACCESS CONTROL SYSTEM FY 2025-26 (IN BAKERSFIELD: PURCHASE REPLACEMENT ACCESS CONTROL SYSTEM FOR ADMINISTRATIVE FACILITY FY 2025-26) | MPO Aprv: |
| CT PROJECT ID: | | MPO ID.: KER250804 | State Aprv: | | |
| COUNTY: Kern County | ROUTE: | PM: | Federal Aprv: | | |
| | | | | | EPA TABLE II or III EXEMPT CATEGORY Purchase of equipment for existing facilities. |

IMPLEMENTING AGENCY: Golden Empire Transit
PROJECT MANAGER:

PHONE:

EMAIL:

PROJECT VERSION HISTORY (Printed Version is Shaded)

(Dollars in whole)

| Version | Status | Date | Updated By | Change Reason | Amend No. | Prog Con | Prog RW | PE |
|---------|--------|------------|------------|-------------------------|-----------|----------|---------|----|
| 1 | Active | 06/30/2025 | CVALLE | Amendment - New Project | 7 | 100,000 | | |

| * FTA Funds - | | <u>PRIOR</u> | <u>24-25</u> | <u>25-26</u> | <u>26-27</u> | <u>27-28</u> | <u>28-29</u> | <u>29-30</u> | <u>BEYOND</u> | <u>TOTAL</u> |
|-------------------------------------------------------|--------|--------------|--------------|--------------|--------------|--------------|--------------|--------------|---------------|--------------|
| * Fund Source 1 of 2 | PE | | | | | | | | | |
| * Fund Type: FTA5307 - Urbanized Area Formula Program | RW | | | | | | | | | |
| | CON | | | 80,000 | | | | | | 80,000 |
| * Funding Agency: | Total: | | | 80,000 | | | | | | 80,000 |

| * Local Funds - | | <u>PRIOR</u> | <u>24-25</u> | <u>25-26</u> | <u>26-27</u> | <u>27-28</u> | <u>28-29</u> | <u>29-30</u> | <u>BEYOND</u> | <u>TOTAL</u> |
|----------------------|--------|--------------|--------------|--------------|--------------|--------------|--------------|--------------|---------------|--------------|
| * Fund Source 2 of 2 | PE | | | | | | | | | |
| * Fund Type: TDA | RW | | | | | | | | | |
| | CON | | | 20,000 | | | | | | 20,000 |
| * Funding Agency: | Total: | | | 20,000 | | | | | | 20,000 |

| Project Total: | | <u>PRIOR</u> | <u>24-25</u> | <u>25-26</u> | <u>26-27</u> | <u>27-28</u> | <u>28-29</u> | <u>29-30</u> | <u>BEYOND</u> | <u>TOTAL</u> |
|----------------|--------|--------------|--------------|--------------|--------------|--------------|--------------|--------------|---------------|--------------|
| | PE | | | | | | | | | |
| | RW | | | | | | | | | |
| | CON | | | 100,000 | | | | | | 100,000 |
| | Total: | | | 100,000 | | | | | | 100,000 |

Comments:

***** Version 1 - 04/28/2025 *****

Per 6/12/25 Golden Empire Transit Letter: New project

RTP Reference: 2022 RTP p.5-4

Prior Yr Status: ---

Total Project Cost: ---

**Kern Council of Governments - Federal Transportation Improvement Program
(Dollars in Whole)
Transit System**

| | | | | | |
|------------------------|--------|-----------------------|----------------------------|----------------------------------------------------------------------------------------------------------------------------|---------------------------------------------------------------------------------|
| DIST: 06 | PPNO: | EA: | CTIPS ID: 204-0000-1032 | TITLE (DESCRIPTION): DRIVER BARRIERS FY 2025-26 (IN BAKERSFIELD: PURCHASE AND INSTALL DRIVER BARRIERS FY 2025-26) | MPO Aprv: |
| CT PROJECT ID: | | MPO ID.: KER250805 | State Aprv: | | |
| COUNTY: Kern County | ROUTE: | PM: | Federal Aprv: | | |
| | | | | | EPA TABLE II or III EXEMPT CATEGORY Purchase of vehicle operating equipment. |

IMPLEMENTING AGENCY: Golden Empire Transit
PROJECT MANAGER:

PHONE:

EMAIL:

PROJECT VERSION HISTORY (Printed Version is Shaded)

(Dollars in whole)

| Version | Status | Date | Updated By | Change Reason | Amend No. | Prog Con | Prog RW | PE |
|---------|--------|------------|------------|-------------------------|-----------|----------|---------|----|
| 1 | Active | 06/30/2025 | CVALLE | Amendment - New Project | 7 | 700,000 | | |

| * FTA Funds - | | PRIOR | 24-25 | 25-26 | 26-27 | 27-28 | 28-29 | 29-30 | BEYOND | TOTAL |
|-------------------------------------------------------|--------|-------|-------|---------|-------|-------|-------|-------|--------|---------|
| * Fund Source 1 of 2 | PE | | | | | | | | | |
| | RW | | | | | | | | | |
| * Fund Type: FTA5307 - Urbanized Area Formula Program | CON | | | 560,000 | | | | | | 560,000 |
| * Funding Agency: | Total: | | | 560,000 | | | | | | 560,000 |

| * Local Funds - | | PRIOR | 24-25 | 25-26 | 26-27 | 27-28 | 28-29 | 29-30 | BEYOND | TOTAL |
|----------------------|--------|-------|-------|---------|-------|-------|-------|-------|--------|---------|
| * Fund Source 2 of 2 | PE | | | | | | | | | |
| | RW | | | | | | | | | |
| * Fund Type: TDA | CON | | | 140,000 | | | | | | 140,000 |
| * Funding Agency: | Total: | | | 140,000 | | | | | | 140,000 |

| Project Total: | | PRIOR | 24-25 | 25-26 | 26-27 | 27-28 | 28-29 | 29-30 | BEYOND | TOTAL |
|----------------|--------|-------|-------|---------|-------|-------|-------|-------|--------|---------|
| | PE | | | | | | | | | |
| | RW | | | | | | | | | |
| | CON | | | 700,000 | | | | | | 700,000 |
| | Total: | | | 700,000 | | | | | | 700,000 |

Comments:

***** Version 1 - 04/28/2025 *****

Per 6/12/25 Golden Empire Transit Letter: New project

RTP Reference: 2022 RTP p.5-4

Prior Yr Status: ---

Total Project Cost: ---

**Kern Council of Governments - Federal Transportation Improvement Program
(Dollars in Whole)
Transit System**

| | | | | | |
|------------------------|--------|-----|----------------------------|-----------------------------------------------------------------------------------------------------------------------------------------------------------------------------------------------------------------------|-----------------------------------------------------------------------------------|
| DIST: 06 | PPNO: | EA: | CTIPS ID: 204-0000-1031 | TITLE (DESCRIPTION): COMPUTER AIDED DISPATCH AND AUTOMATED VEHICLE LOCATOR FY 2025-26 (IN BAKERSFIELD: PURCHASE REPLACEMENT COMPUTER AIDED DISPATCH AND AUTOMATED VEHICLE LOCATOR WITH RADIO EQUIPMENT FY 2025-26) | MPO Aprv: State Aprv: Federal Aprv: |
| CT PROJECT ID: | | | MPO ID.: KER250806 | | EPA TABLE II or III EXEMPT CATEGORY Power, signal, and communications systems. |
| COUNTY: Kern County | ROUTE: | | PM: | | |

IMPLEMENTING AGENCY: Golden Empire Transit
PROJECT MANAGER:

PHONE:

EMAIL:

PROJECT VERSION HISTORY (Printed Version is Shaded)

(Dollars in whole)

| Version | Status | Date | Updated By | Change Reason | Amend No. | Prog Con | Prog RW | PE |
|---------|--------|------------|------------|-------------------------|-----------|-----------|---------|----|
| 1 | Active | 06/30/2025 | CVALLE | Amendment - New Project | 7 | 7,000,000 | | |

* FTA Funds -

| | PRIOR | 24-25 | 25-26 | 26-27 | 27-28 | 28-29 | 29-30 | BEYOND | TOTAL |
|-------------------------------------------------------|-------|-------|-----------|-------|-------|-------|-------|--------|-----------|
| * Fund Source 1 of 2 | | | | | | | | | |
| * Fund Type: FTA5307 - Urbanized Area Formula Program | | | 5,600,000 | | | | | | 5,600,000 |
| * Funding Agency: | | | 5,600,000 | | | | | | 5,600,000 |

* Local Funds -

| | PRIOR | 24-25 | 25-26 | 26-27 | 27-28 | 28-29 | 29-30 | BEYOND | TOTAL |
|----------------------|-------|-------|-----------|-------|-------|-------|-------|--------|-----------|
| * Fund Source 2 of 2 | | | | | | | | | |
| * Fund Type: TDA | | | 1,400,000 | | | | | | 1,400,000 |
| * Funding Agency: | | | 1,400,000 | | | | | | 1,400,000 |

Project Total:

| | PRIOR | 24-25 | 25-26 | 26-27 | 27-28 | 28-29 | 29-30 | BEYOND | TOTAL |
|--------|-------|-------|-----------|-------|-------|-------|-------|--------|-----------|
| PE | | | | | | | | | |
| RW | | | | | | | | | |
| CON | | | 7,000,000 | | | | | | 7,000,000 |
| Total: | | | 7,000,000 | | | | | | 7,000,000 |

Comments:

***** Version 1 - 04/28/2025 *****

Per 6/12/25 Golden Empire Transit Letter: New project

RTP Reference: 2022 RTP p.5-4

Prior Yr Status: ---

Total Project Cost: ---

**Kern Council of Governments - Federal Transportation Improvement Program
(Dollars in Whole)
Transit System**

| | | | | | |
|------------------------|--------|-----|----------------------------|-------------------------------------------------------------------------------------------------------------------------------------------------------------------------------------|----------------------------------------------------------------------|
| DIST: 06 | PPNO: | EA: | CTIPS ID: 204-0000-1033 | TITLE (DESCRIPTION): ELECTRIC ISUZU FLAT BED VEHICLE AND EQUIPMENT FY 2025-26 (IN BAKERSFIELD: PURCHASE REPLACEMENT ELECTRIC ISUZU FLAT BED VEHICLE AND EQUIPMENT FY 2025-26) | MPO Aprv: State Aprv: Federal Aprv: |
| CT PROJECT ID: | | | MPO ID.: KER250807 | | EPA TABLE II or III EXEMPT CATEGORY Purchase of support vehicles. |
| COUNTY: Kern County | ROUTE: | | PM: | | |

IMPLEMENTING AGENCY: Golden Empire Transit
PROJECT MANAGER:

PHONE:

EMAIL:

PROJECT VERSION HISTORY (Printed Version is Shaded)

(Dollars in whole)

| Version | Status | Date | Updated By | Change Reason | Amend No. | Prog Con | Prog RW | PE |
|---------|--------|------------|------------|-------------------------|-----------|----------|---------|----|
| 1 | Active | 06/30/2025 | CVALLE | Amendment - New Project | 7 | 189,308 | | |

| * FTA Funds - | | PRIOR | 24-25 | 25-26 | 26-27 | 27-28 | 28-29 | 29-30 | BEYOND | TOTAL |
|--------------------------------------------------------|--------|-------|-------|---------|-------|-------|-------|-------|--------|---------|
| * Fund Source 1 of 2 | PE | | | | | | | | | |
| | RW | | | | | | | | | |
| * Fund Type: Bus and Bus Facilities Program - FTA 5339 | CON | | | 151,446 | | | | | | 151,446 |
| * Funding Agency: | Total: | | | 151,446 | | | | | | 151,446 |

| * Local Funds - | | PRIOR | 24-25 | 25-26 | 26-27 | 27-28 | 28-29 | 29-30 | BEYOND | TOTAL |
|----------------------|--------|-------|-------|--------|-------|-------|-------|-------|--------|--------|
| * Fund Source 2 of 2 | PE | | | | | | | | | |
| | RW | | | | | | | | | |
| * Fund Type: TDA | CON | | | 37,862 | | | | | | 37,862 |
| * Funding Agency: | Total: | | | 37,862 | | | | | | 37,862 |

| Project Total: | | PRIOR | 24-25 | 25-26 | 26-27 | 27-28 | 28-29 | 29-30 | BEYOND | TOTAL |
|----------------|--------|-------|-------|---------|-------|-------|-------|-------|--------|---------|
| | PE | | | | | | | | | |
| | RW | | | | | | | | | |
| | CON | | | 189,308 | | | | | | 189,308 |
| | Total: | | | 189,308 | | | | | | 189,308 |

Comments:

***** Version 1 - 04/28/2025 *****

Per 6/12/25 Golden Empire Transit Letter: New project

RTP Reference: 2022 RTP p.5-4

Prior Yr Status: ---

Total Project Cost: ---

**Kern Council of Governments - Federal Transportation Improvement Program
(Dollars in Whole)
Transit System**

| | | | | | |
|------------------------|--------|-----|----------------------------|--------------------------------------------------------------------------------------------------------------------------------------------|---------------------------------------------------------------------------------|
| DIST: 06 | PPNO: | EA: | CTIPS ID: 204-0000-1034 | TITLE (DESCRIPTION): LIFTS FOR BUS BAY 3 & 4 FY 2025-26 (IN BAKERSFIELD: PURCHASE REPLACEMENT LIFTS FOR BUS BAY 3 & 4 FY 2025-26) | MPO Aprv: State Aprv: Federal Aprv: |
| CT PROJECT ID: | | | MPO ID.: KER250808 | | EPA TABLE II or III EXEMPT CATEGORY Purchase of vehicle operating equipment. |
| COUNTY: Kern County | ROUTE: | | PM: | | |

IMPLEMENTING AGENCY: Golden Empire Transit
PROJECT MANAGER:

PHONE:

EMAIL:

PROJECT VERSION HISTORY (Printed Version is Shaded)

(Dollars in whole)

| Version | Status | Date | Updated By | Change Reason | Amend No. | Prog Con | Prog RW | PE |
|---------|--------|------------|------------|-------------------------|-----------|----------|---------|----|
| 1 | Active | 06/30/2025 | CVALLE | Amendment - New Project | 7 | 724,736 | | |

| * FTA Funds - | | PRIOR | 24-25 | 25-26 | 26-27 | 27-28 | 28-29 | 29-30 | BEYOND | TOTAL |
|--------------------------------------------------------|--------|-------|-------|---------|-------|-------|-------|-------|--------|---------|
| * Fund Source 1 of 2 | PE | | | | | | | | | |
| | RW | | | | | | | | | |
| * Fund Type: Bus and Bus Facilities Program - FTA 5339 | CON | | | 579,789 | | | | | | 579,789 |
| * Funding Agency: | Total: | | | 579,789 | | | | | | 579,789 |

| * Local Funds - | | PRIOR | 24-25 | 25-26 | 26-27 | 27-28 | 28-29 | 29-30 | BEYOND | TOTAL |
|----------------------|--------|-------|-------|---------|-------|-------|-------|-------|--------|---------|
| * Fund Source 2 of 2 | PE | | | | | | | | | |
| | RW | | | | | | | | | |
| * Fund Type: TDA | CON | | | 144,947 | | | | | | 144,947 |
| * Funding Agency: | Total: | | | 144,947 | | | | | | 144,947 |

| Project Total: | | PRIOR | 24-25 | 25-26 | 26-27 | 27-28 | 28-29 | 29-30 | BEYOND | TOTAL |
|----------------|--------|-------|-------|---------|-------|-------|-------|-------|--------|---------|
| | PE | | | | | | | | | |
| | RW | | | | | | | | | |
| | CON | | | 724,736 | | | | | | 724,736 |
| | Total: | | | 724,736 | | | | | | 724,736 |

Comments:

***** Version 1 - 04/28/2025 *****

Per 6/12/25 Golden Empire Transit Letter: New project

RTP Reference: 2022 RTP p.5-4

Prior Yr Status: ---

Total Project Cost: ---

**Kern Council of Governments - Federal Transportation Improvement Program
(Dollars in Whole)
Transit System**

| | | | | | |
|------------------------|--------|-----|----------------------------|----------------------------------------------------------------------------------------------------------------------------|---------------------------------------------------------------------------------|
| DIST: 06 | PPNO: | EA: | CTIPS ID: 204-0000-1035 | TITLE (DESCRIPTION): GENERATOR SWITCH GEAR FY 2025-26 (IN BAKERSFIELD: PURCHASE GENERATOR SWITCH GEAR FY 2025-26) | MPO Aprv: State Aprv: Federal Aprv: |
| CT PROJECT ID: | | | MPO ID.: KER250809 | | EPA TABLE II or III EXEMPT CATEGORY Purchase of vehicle operating equipment. |
| COUNTY: Kern County | ROUTE: | | PM: | | |

IMPLEMENTING AGENCY: Golden Empire Transit
PROJECT MANAGER:

PHONE:

EMAIL:

PROJECT VERSION HISTORY (Printed Version is Shaded)

(Dollars in whole)

| Version | Status | Date | Updated By | Change Reason | Amend No. | Prog Con | Prog RW | PE |
|---------|--------|------------|------------|-------------------------|-----------|----------|---------|----|
| 1 | Active | 06/30/2025 | CVALLE | Amendment - New Project | 7 | 35,000 | | |

| * FTA Funds - | | PRIOR | 24-25 | 25-26 | 26-27 | 27-28 | 28-29 | 29-30 | BEYOND | TOTAL |
|--------------------------------------------------------|--------|-------|-------|--------|-------|-------|-------|-------|--------|--------|
| * Fund Source 1 of 2 | PE | | | | | | | | | |
| | RW | | | | | | | | | |
| * Fund Type: Bus and Bus Facilities Program - FTA 5339 | CON | | | 28,000 | | | | | | 28,000 |
| * Funding Agency: | Total: | | | 28,000 | | | | | | 28,000 |

| * Local Funds - | | PRIOR | 24-25 | 25-26 | 26-27 | 27-28 | 28-29 | 29-30 | BEYOND | TOTAL |
|----------------------|--------|-------|-------|-------|-------|-------|-------|-------|--------|-------|
| * Fund Source 2 of 2 | PE | | | | | | | | | |
| | RW | | | | | | | | | |
| * Fund Type: TDA | CON | | | 7,000 | | | | | | 7,000 |
| * Funding Agency: | Total: | | | 7,000 | | | | | | 7,000 |

| Project Total: | | PRIOR | 24-25 | 25-26 | 26-27 | 27-28 | 28-29 | 29-30 | BEYOND | TOTAL |
|----------------|--------|-------|-------|--------|-------|-------|-------|-------|--------|--------|
| | PE | | | | | | | | | |
| | RW | | | | | | | | | |
| | CON | | | 35,000 | | | | | | 35,000 |
| | Total: | | | 35,000 | | | | | | 35,000 |

Comments:

***** Version 1 - 04/28/2025 *****

Per 6/12/25 Golden Empire Transit Letter: New project

RTP Reference: 2022 RTP p.5-4

Prior Yr Status: ---

Total Project Cost: ---

ATTACHMENT 2

Updated Financial Plan

TABLE 1: REVENUE

Kern Council of Governments
2025 Federal Transportation Improvement Program
Amendment 7
 (\$'s in 1,000)

| Funding Source | | NOTES | 4 YEAR (FTIP Period) | | | | | | | | TOTAL CURRENT |
|------------------------------|-----------------------------------------------------------------------|------------------|----------------------|------------------|------------------|------------------|------------------|------------------|------------------|--------------------|------------------|
| | | | FY 2025 | | FY 2026 | | FY 2027 | | FY 2028 | | |
| | | | Amendment | | Amendment | | Amendment | | Amendment | | |
| | | | Prior | Current | Prior | Current | Prior | Current | Prior | Current | |
| | | | No. 5 | No. 7 | No. 5 | No. 7 | No. 5 | No. 7 | No. 5 | No. 7 | |
| LOCAL | Gas Tax (Subventions to Cities) | | \$30,882 | \$30,882 | \$9,315 | \$27,059 | \$2,928 | \$2,928 | \$1,337 | \$1,337 | \$62,206 |
| | Gas Tax (Subventions to Counties) | | \$55,000 | \$55,000 | | | | | | | \$55,000 |
| | Local Total | | \$95,155 | \$95,155 | \$9,315 | \$27,059 | \$2,928 | \$2,928 | \$1,337 | \$1,337 | \$126,480 |
| STATE | SHOPP | | \$168,575 | \$168,575 | \$109,104 | \$109,104 | \$177,198 | \$177,198 | \$130,071 | \$130,071 | \$584,948 |
| | State Minor Program | | | | | | | | | | |
| | STIP | | \$2,481 | \$2,481 | \$6,030 | \$6,030 | \$500 | \$500 | \$25,500 | \$25,500 | \$34,511 |
| | Active Transportation Program (ATP) ¹ | | \$8,951 | \$8,951 | \$7,241 | \$7,241 | \$10,346 | \$10,346 | | | \$26,538 |
| | Highway Maintenance (HM) Program ¹ | | | | | | | | | | |
| | Highway Bridge Program (HBP) ¹ | | | | | | \$1,358 | \$1,358 | \$314 | \$314 | \$1,673 |
| | Road Repair and Accountability Act of 2017 (SB1) | | | | | | | | \$39,900 | \$39,900 | \$39,900 |
| Other (See Appendix 3) | | \$76,730 | \$76,730 | | | | | | | \$76,730 | |
| State Total | | \$256,737 | \$256,737 | \$122,375 | \$122,375 | \$189,402 | \$189,402 | \$195,785 | \$195,785 | \$764,300 | |
| FEDERAL TRANSIT | 5307 - Urbanized Area Formula Grants | | \$11,011 | \$11,011 | \$10,161 | \$16,681 | \$2,116 | \$2,116 | | | \$29,808 |
| | 5310 - Enhanced Mobility of Seniors and Individuals with Disabilities | | | | | | | | | | |
| | 5311 - Formula Grants for Rural Areas | | \$2,125 | \$2,125 | | \$2,170 | | | | | \$4,295 |
| | 5311f - Intercity Bus | | \$300 | \$300 | | \$300 | | | | | \$600 |
| | 5339 - Bus and Bus Facilities Formula Grants | | \$632 | \$632 | | \$759 | | | | | \$1,392 |
| | FTA Transfer from Prior FTIP | | | | | | | | | | |
| | Other (See Appendix 4) | | \$10,190 | \$10,190 | | | | | | | \$10,190 |
| Federal Transit Total | | \$24,258 | \$24,258 | \$10,161 | \$19,911 | \$2,116 | \$2,116 | | | \$46,285 | |
| FEDERAL HIGHWAY | Congestion Mitigation and Air Quality (CMAQ) Improvement Program | | \$12,495 | \$12,495 | \$12,737 | \$12,737 | \$12,991 | \$12,991 | \$13,249 | \$13,249 | \$51,471 |
| | Highway Infrastructure Program (HIP) | | | | | | | | | | |
| | High Priority Projects (HPP) and Demo | | | | | | | | | | |
| | Highway Safety Improvement Program (HSIP) | | | | \$6,599 | \$6,599 | | | \$8,706 | \$8,706 | \$15,304 |
| | National Highway Freight Program (NHFP) | | \$9,380 | \$9,380 | | | | | | | \$9,380 |
| | Railway-Highway Crossings Program | | | | | | | | | | |
| | Recreational Trails Program | | | | | | | | | | |
| | Surface Transportation Block Grant Program (STBGP/RSTP) | | \$14,687 | \$14,687 | \$15,093 | \$15,093 | \$15,472 | \$15,472 | \$15,856 | \$15,856 | \$61,109 |
| | Carbon Reduction Program (CRP) | | \$1,658 | \$1,658 | \$1,586 | \$1,586 | \$1,280 | \$1,280 | \$1,650 | \$1,650 | \$6,173 |
| | Other (see Appendix 5) | | \$64,662 | \$64,662 | | | | | | | \$64,662 |
| Federal Highway Total | | \$102,882 | \$102,882 | \$36,015 | \$36,015 | \$29,743 | \$29,743 | \$39,460 | \$39,460 | \$208,100 | |
| Federal Total | | \$127,140 | \$127,140 | \$46,176 | \$55,926 | \$31,858 | \$31,858 | \$39,460 | \$39,460 | \$254,385 | |
| REVENUE TOTAL | | \$479,033 | \$479,033 | \$177,866 | \$205,360 | \$224,189 | \$224,189 | \$236,583 | \$236,583 | \$1,145,165 | |

Financial Summary Notes:
¹ State Programs that include both state and federal funds.
 This financial plan includes 2025 FTIP Amendment No.6

TABLE 1: REVENUE - APPENDICES

Kern Council of Governments
2025 Federal Transportation Improvement Program
Amendment 7
(\$'s in 1,000)

Appendix 1 - Local Other

| Local Other | FY 2025 | | FY 2026 | | FY 2027 | | FY 2028 | | CURRENT TOTAL |
|--------------------------|----------------|----------------|---------|---------|---------|---------|---------|---------|----------------|
| | Prior | Current | Prior | Current | Prior | Current | Prior | Current | |
| Private Funds | \$9,274 | \$9,274 | | | | | | | \$9,274 |
| Local Other Total | \$9,274 | \$9,274 | | | | | | | \$9,274 |

Appendix 3 - State Other

| State Other | FY 2025 | | FY 2026 | | FY 2027 | | FY 2028 | | CURRENT TOTAL |
|--------------------------|-----------------|-----------------|---------|---------|---------|---------|---------|---------|-----------------|
| | Prior | Current | Prior | Current | Prior | Current | Prior | Current | |
| Cap and Trade | \$76,730 | \$76,730 | | | | | | | \$76,730 |
| State Other Total | \$76,730 | \$76,730 | | | | | | | \$76,730 |

Appendix 4 - Federal Transit Other

| Federal Transit Other | FY 2025 | | FY 2026 | | FY 2027 | | FY 2028 | | CURRENT TOTAL |
|--------------------------------------------|-----------------|-----------------|---------|---------|---------|---------|---------|---------|-----------------|
| | Prior | Current | Prior | Current | Prior | Current | Prior | Current | |
| FTA Section 5307 Prior | \$1,419 | \$1,419 | | | | | | | \$1,419 |
| FTA Section 5339 (a) Discretionary Program | \$88 | \$88 | | | | | | | \$88 |
| FTA Section 5339 (b) Discretionary Program | \$2,933 | \$2,933 | | | | | | | \$2,933 |
| FTA Section 5339 (c) Discretionary Program | \$5,750 | \$5,750 | | | | | | | \$5,750 |
| Federal Transit Other Total | \$10,190 | \$10,190 | | | | | | | \$10,190 |

Appendix 5 - Federal Highway Other

| Federal Highway Other | FY 2025 | | FY 2026 | | FY 2027 | | FY 2028 | | CURRENT TOTAL |
|------------------------------------|-----------------|-----------------|---------|---------|---------|---------|---------|---------|-----------------|
| | Prior | Current | Prior | Current | Prior | Current | Prior | Current | |
| RAISE | \$34,000 | \$34,000 | | | | | | | \$34,000 |
| 2023 APPROPRIATIONS EARMARK | \$3,400 | \$3,400 | | | | | | | \$3,400 |
| CFI | \$27,262 | \$27,262 | | | | | | | \$27,262 |
| Federal Highway Other Total | \$64,662 | \$64,662 | | | | | | | \$64,662 |

TABLE 2: PROGRAMMED

Kern Council of Governments
2025 Federal Transportation Improvement Program
Amendment 7
(\$'s in 1,000)

| FUNDING SOURCES | NOTES | 4 YEAR (FTIP Period) | | | | | | | | TOTAL CURRENT |
|-----------------------------------------------------------------------|-------|----------------------|------------------|------------------|------------------|------------------|------------------|------------------|------------------|--------------------|
| | | FY 2025 | | FY 2026 | | FY 2027 | | FY 2028 | | |
| | | Amendment | | Amendment | | Amendment | | Amendment | | |
| | | Prior | Current | Prior | Current | Prior | Current | Prior | Current | |
| | | No. 5 | No. 7 | No. 5 | No. 7 | No. 5 | No. 7 | No. 5 | No. 7 | |
| LOCAL | | | | | | | | | | |
| Local Total | | \$95,155 | \$95,155 | \$9,315 | \$27,059 | \$2,928 | \$2,928 | \$1,337 | \$1,337 | \$126,480 |
| STATE | | | | | | | | | | |
| SHOPP | | \$168,575 | \$168,575 | \$109,104 | \$109,104 | \$177,198 | \$177,198 | \$130,071 | \$130,071 | \$584,948 |
| State Minor Program | | | | | | | | | | |
| STIP | | \$2,481 | \$2,481 | \$6,030 | \$6,030 | \$500 | \$500 | \$25,500 | \$25,500 | \$34,511 |
| Active Transportation Program ¹ | | \$8,951 | \$8,951 | \$7,241 | \$7,241 | \$10,346 | \$10,346 | | | \$26,538 |
| Highway Maintenance (HM) Program ¹ | | | | | | | | | | |
| Highway Bridge Program (HBP) ¹ | | | | | | \$1,358 | \$1,358 | \$314 | \$314 | \$1,673 |
| Road Repair and Accountability Act of 2017 (SB1) | | | | | | | | \$39,900 | \$39,900 | \$39,900 |
| Other (See Appendix B) | | \$76,730 | \$76,730 | | | | | | | \$76,730 |
| State Total | | \$256,737 | \$256,737 | \$122,375 | \$122,375 | \$189,402 | \$189,402 | \$195,785 | \$195,785 | \$764,300 |
| FEDERAL TRANSIT | | | | | | | | | | |
| 5307 - Urbanized Area Formula Grants | | \$11,011 | \$11,011 | \$10,161 | \$16,681 | \$2,116 | \$2,116 | | | \$29,808 |
| 5310 - Enhanced Mobility of Seniors and Individuals with Disabilities | | | | | | | | | | |
| 5311 - Formula Grants for Rural Areas | | \$2,125 | \$2,125 | | \$2,170 | | | | | \$4,295 |
| 5311f - Intercity Bus | | \$300 | \$300 | | \$300 | | | | | \$600 |
| 5339 - Bus and Bus Facilities Formula Grants | | \$632 | \$632 | | \$759 | | | | | \$1,392 |
| FTA Transfer from Prior FTIP | | | | | | | | | | |
| Other (See Appendix C) | | \$10,190 | \$10,190 | | | | | | | \$10,190 |
| Federal Transit Total | | \$24,258 | \$24,258 | \$10,161 | \$19,911 | \$2,116 | \$2,116 | | | \$46,285 |
| FEDERAL HIGHWAY | | | | | | | | | | |
| Congestion Mitigation and Air Quality (CMAQ) Improvement Program | | \$12,408 | \$12,408 | \$12,656 | \$12,656 | \$11,443 | \$11,443 | \$2,249 | \$2,249 | \$38,756 |
| Highway Infrastructure Program (HIP) | | | | | | | | | | |
| High Priority Projects (HPP) and Demo | | | | | | | | | | |
| Highway Safety Improvement Program (HSIP) | | | | \$6,599 | \$6,599 | | | \$8,706 | \$8,706 | \$15,304 |
| National Highway Freight Program (NHFP) | | \$9,380 | \$9,380 | | | | | | | \$9,380 |
| Railway-Highway Crossings Program | | | | | | | | | | |
| Recreational Trails Program | | | | | | | | | | |
| Surface Transportation Block Grant Program (STBGP/RSTP) | | \$13,489 | \$13,489 | \$14,366 | \$14,366 | | | | | \$27,856 |
| Carbon Reduction Program (CRP) | | \$1,658 | \$1,658 | \$1,586 | \$1,586 | | | | | \$3,244 |
| Other (see Appendix D) | | \$64,662 | \$64,662 | | | | | | | \$64,662 |
| Federal Highway Total | | \$101,598 | \$101,598 | \$35,208 | \$35,208 | \$11,443 | \$11,443 | \$10,954 | \$10,954 | \$159,202 |
| Federal Total | | \$125,856 | \$125,856 | \$45,369 | \$55,118 | \$13,559 | \$13,559 | \$10,954 | \$10,954 | \$205,487 |
| PROGRAMMED TOTAL | | \$477,748 | \$477,748 | \$177,058 | \$204,552 | \$205,889 | \$205,889 | \$208,077 | \$208,077 | \$1,096,267 |

MPO Financial Summary Notes:
¹ State Programs that include both state and federal funds.
 This financial plan includes 2025 FTIP Amendment No.6

TABLE 2: PROGRAMMED - APPENDICES

Kern Council of Governments
2025 Federal Transportation Improvement Program
Amendment 7
 (\$'s in 1,000)

Appendix B - State Other

| State Other | FY 2025 | | FY 2026 | | FY 2027 | | FY 2028 | | CURRENT |
|--------------------------|-----------------|-----------------|---------|---------|---------|---------|---------|---------|-----------------|
| | Prior | Current | Prior | Current | Prior | Current | Prior | Current | TOTAL |
| Cap and Trade | \$76,730 | \$76,730 | | | | | | | \$76,730 |
| State Other Total | \$76,730 | \$76,730 | | | | | | | \$76,730 |

Appendix C - Federal Transit Other

| Federal Transit Other | FY 2025 | | FY 2026 | | FY 2027 | | FY 2028 | | CURRENT |
|--------------------------------------------|-----------------|-----------------|---------|---------|---------|---------|---------|---------|-----------------|
| | Prior | Current | Prior | Current | Prior | Current | Prior | Current | TOTAL |
| FTA Section 5307 Prior | \$1,419 | \$1,419 | | | | | | | \$1,419 |
| FTA Section 5339 (a) Discretionary Program | \$88 | \$88 | | | | | | | \$88 |
| FTA Section 5339 (b) Discretionary Program | \$2,933 | \$2,933 | | | | | | | \$2,933 |
| FTA Section 5339 (c) Discretionary Program | \$5,750 | \$5,750 | | | | | | | \$5,750 |
| Federal Transit Other Total | \$10,190 | \$10,190 | | | | | | | \$10,190 |

Appendix D - Federal Highway Other

| Federal Highway Other | FY 2025 | | FY 2026 | | FY 2027 | | FY 2028 | | CURRENT |
|------------------------------------|-----------------|-----------------|---------|---------|---------|---------|---------|---------|-----------------|
| | Prior | Current | Prior | Current | Prior | Current | Prior | Current | TOTAL |
| RAISE | \$34,000 | \$34,000 | | | | | | | \$34,000 |
| 2023 APPROPRIATIONS EARMARK | \$3,400 | \$3,400 | | | | | | | \$3,400 |
| CFI | \$27,262 | \$27,262 | | | | | | | \$27,262 |
| Federal Highway Other Total | \$64,662 | \$64,662 | | | | | | | \$64,662 |

TABLE 3: REVENUE-PROGRAMMED

Kern Council of Governments
2025 Federal Transportation Improvement Program
Amendment 7
 (\$'s in 1,000)

| FUNDING SOURCES | | 4 YEAR (FTIP Period) | | | | | | | | TOTAL CURRENT |
|--------------------------------|-----------------------------------------------------------------------|----------------------|----------------|--------------|--------------|-----------------|-----------------|-----------------|-----------------|-----------------|
| | | FY 2025 | | FY 2026 | | FY 2027 | | FY 2028 | | |
| | | Amendment | | Amendment | | Amendment | | Amendment | | |
| | | Prior | Current | Prior | Current | Prior | Current | Prior | Current | |
| | | No. 5 | No. 7 | No. 5 | No. 7 | No. 5 | No. 7 | No. 5 | No. 7 | |
| LOCAL | Local Total | | | | | | | | | |
| | | | | | | | | | | |
| STATE | SHOPP | | | | | | | | | |
| | State Minor Program | | | | | | | | | |
| | STIP | | | | | | | | | |
| | Active Transportation Program ¹ | | | | | | | | | |
| | Highway Maintenance (HM) Program ¹ | | | | | | | | | |
| | Highway Bridge Program (HBP) ¹ | | | | | | | | | |
| | Road Repair and Accountability Act of 2017 (SB1) | | | | | | | | | |
| Other | | | | | | | | | | |
| | State Total | | | | | | | | | |
| FEDERAL TRANSIT | 5307 - Urbanized Area Formula Grants | | | | | | | | | |
| | 5310 - Enhanced Mobility of Seniors and Individuals with Disabilities | | | | | | | | | |
| | 5311 - Formula Grants for Rural Areas | | | | | | | | | |
| | 5311f - Intercity Bus | | | | | | | | | |
| | 5339 - Bus and Bus Facilities Formula Grants | | | | | | | | | |
| | FTA Transfer from Prior FTIP | | | | | | | | | |
| | Other | | | | | | | | | |
| | Federal Transit Total | | | | | | | | | |
| FEDERAL HIGHWAY | Congestion Mitigation and Air Quality (CMAQ) Improvement Program | \$86 | \$86 | \$81 | \$81 | \$1,548 | \$1,548 | \$11,000 | \$11,000 | \$12,715 |
| | Highway Infrastructure Program (HIP) | | | | | | | | | |
| | High Priority Projects (HPP) and Demo | | | | | | | | | |
| | Highway Safety Improvement Program (HSIP) | | | | | | | | | |
| | National Highway Freight Program (NHFP) | | | | | | | | | |
| | Railway-Highway Crossings Program | | | | | | | | | |
| | Recreational Trails Program | | | | | | | | | |
| | Surface Transportation Block Grant Program (STBGP/RSTP) | \$1,198 | \$1,198 | \$727 | \$727 | \$15,472 | \$15,472 | \$15,856 | \$15,856 | \$33,253 |
| | Carbon Reduction Program (CRP) | | | | | \$1,280 | \$1,280 | \$1,650 | \$1,650 | \$2,930 |
| Other | | | | | | | | | | |
| | Federal Highway Total | \$1,284 | \$1,284 | \$808 | \$808 | \$18,300 | \$18,300 | \$28,506 | \$28,506 | \$48,898 |
| | Federal Total | \$1,284 | \$1,284 | \$808 | \$808 | \$18,300 | \$18,300 | \$28,506 | \$28,506 | \$48,898 |
| REVENUE - PROGRAM TOTAL | | \$1,284 | \$1,284 | \$808 | \$808 | \$18,300 | \$18,300 | \$28,506 | \$28,506 | \$48,898 |

ATTACHMENT 3

Draft Kern Public Notice

NOTICE OF PUBLIC HEARING

NOTICE IS HEREBY GIVEN that Kern Council of Governments will hold a public hearing at 6:30 P.M. July 17, 2025 at Kern COG's office, 1401 19th Street, Suite 300, Bakersfield, CA 93301 regarding Draft Amendment No. 7 to the 2025 Federal Transportation Improvement Program (FTIP). The hearing is being held to receive public comments.

- The 2025 FTIP is a listing of capital improvement and operational expenditures utilizing federal and state monies for transportation projects in Kern County through 2028.
- The Draft 2025 FTIP Amendment No. 7 will include revisions to the Transit Program.
- The Draft 2025 FTIP Amendment No. 7 contains a project list, summary of changes, and financial plan.

The public participation efforts for the 2025 FTIP satisfies the program of projects (POP) requirements of the Federal Transit Administration (FTA) Urbanized Area Formula Program Section 5307 and FTA Bus and Bus Facilities Program Section 5339. If no comments are received on the proposed POP, the proposed transit program (funded with FTA 5307 and FTA 5339 dollars) will be the final program.

Individuals with disabilities may call Kern COG at (661) 635-2900 with 3-working-day advance notice to request auxiliary aids necessary to participate in the public hearing. Translation services are available (with 3-working-day advance notice) to participate speaking any language with available professional translation services.

A 14-day public review and comment period will begin July 3, 2025 and conclude July 18, 2025. The draft document is available for review at Kern COG's office and on Kern COG's website at www.kerncog.org/category/docs/ftip/

Public comments are welcomed at the hearing, or may be submitted in writing by 5 P.M. July 18, 2025 to Ahron Hakimi at the address below.

After considering the comments, the documents will be considered for approval, by Kern COG Executive Director, July 21, 2025. The documents will then be submitted to state and federal agencies for approval.

Ahron Hakimi, Executive Director
Kern Council of Governments
1401 19th Street, Suite 300
Bakersfield, CA 93301
(661) 635-2900